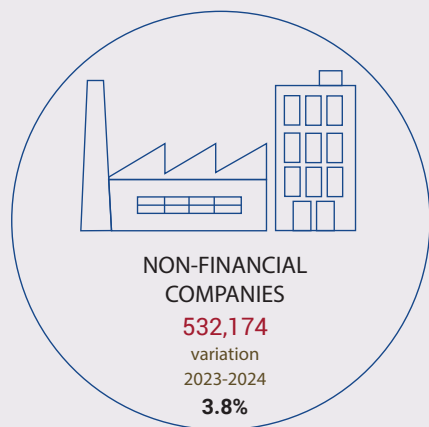


# DEMOGRAPHY OF NON-FINANCIAL COMPANIES IN PORTUGAL 2024



INSTITUTO NACIONAL DE ESTATÍSTICA  
STATISTICS PORTUGAL



## BIRTH RATE

**8.4%**  
variation 2023-2024  
**-0.5 p.p.**

**BIRTHS**  
44,468  
variation 2023-2024  
**-2.9%**

## MORTALITY RATE

**2.8%**  
variation 2023-2024  
**-2.5 p.p.**

**DEATHS**  
15,133  
variation 2023-2024  
**-44.4%**

## EMPLOYMENT CREATION AND EMPLOYMENT DESTRUCTION



### PERSONS EMPLOYED OF BIRTHS

**89,414**  
variation 2023-2024  
**3.5%**



**EMPLOYMENT CREATION RATE**

### PERSONS EMPLOYED OF DEATHS

**30,624**  
variation 2023-2024  
**-47.9%**



**EMPLOYMENT DESTRUCTION RATE**

## BY SECTOR OF ACTIVITY

No. OF BIRTHS



**Construction and real estate activities**

**10,481**  
variation 2023-2024  
**1.0%**



**Distributive trade**

**6,392**  
variation 2023-2024  
**-2.5%**



**Accommodation and food services**

**4,784**  
variation 2023-2024  
**-1.6%**



**Transportation and storage**

**4,274**  
variation 2023-2024  
**-23.1%**



**Information and communication**

**2,562**  
variation 2023-2024  
**2.5%**



**Manufacturing and energy**

**2,250**  
variation 2023-2024  
**-3.4%**



**Agriculture and fishing**

**1,344**  
variation 2023-2024  
**-6.5%**



**Other services**

**12,381**  
variation 2023-2024  
**1.6%**



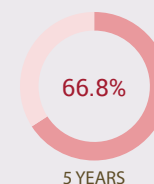
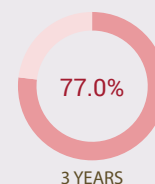
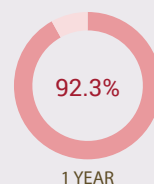
## HIGH-GROWTH COMPANIES AND GAZELLES

**COMPANIES WITH 10 OR MORE EMPLOYEES**  
**57,594**  
variation 2023-2024  
**3.7%**

**HIGH-GROWTH COMPANIES**  
**7,801**  
variation 2023-2024  
**12.3%**

**GAZELLE COMPANIES**  
**670**  
variation 2023-2024  
**0.8%**

## BIRTH SURVIVAL RATE



Note: In Business Demography, births and deaths are considered in economic terms rather than administrative terms. The figures for deaths in 2024 are estimated. For further details, see the press release "Enterprises in Portugal – Business Demography – 2024" at WWW.INE.PT. Due to rounding, the totals may not match the sum of the individual items.