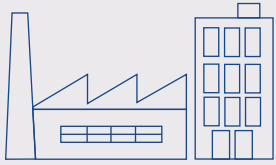



NON-FINANCIAL COMPANIES IN PORTUGAL 2024

NON-FINANCIAL COMPANIES



532,174
variation
2023-2024
3.8%

PERSONS EMPLOYED



3.8 millions
variation
2023-2024
4.3%

TURNOVER

551,751 millions
variation
2023-2024
3.8%



GROSS VALUE ADDED

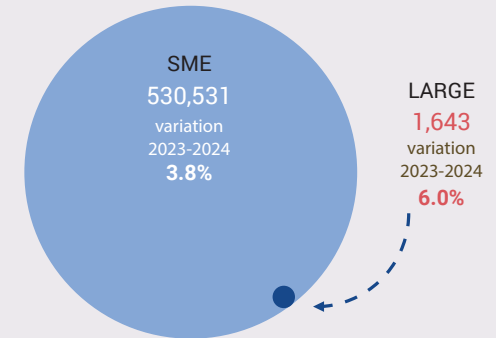
147,284 millions
variation
2023-2024
7.2%

GROSS OPERATING SURPLUS

56,010 millions
variation
2023-2024
3.0%

BY DIMENSION

No. OF COMPANIES



BY SECTOR OF ACTIVITY

No. OF COMPANIES



Construction
and real estate
activities

114,725
variation
2023-2024
5.2%



Distributive
trade

106,753
variation
2023-2024
0.8%



Accommoda-
tion and food
services

52,488
variation
2023-2024
3.6%



Manufacturing
and energy

45,058
variation
2023-2024
0.3%



Transportation
and storage

32,584
variation
2023-2024
8.1%



Agriculture
and fishing

21,013
variation
2023-2024
2.8%



Information and
communication

19,817
variation
2023-2024
7.9%



Other
services

139,736
variation
2023-2024
4.8%

PERSONS EMPLOYED



71.1%

SME



28.9%

LARGE

EQUITY AND NET PROFIT

26.4% with negative equity



variation
2023-2024
0.1 p.p.


40.2% with negative
net profits



variation
2023-2024
-0.8 p.p.


PRODUCTIVITY AND REMUNERATIONS

Apparent labour
productivity



38,404€
variation
2023-2024
2.5%

Average annual
remuneration



19,508€
variation
2023-2024
5.2%

