



INSTITUTO NACIONAL DE ESTATÍSTICA
STATISTICS PORTUGAL

» Administrative Data and Regional Statistics

On Enterprises «

Business Statistics Unit

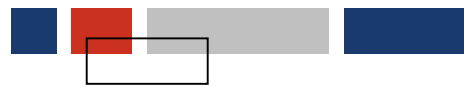
 Lisbon, 30 June 2016

André Sousa; António Luís Afonso; Carla Melo; Cecília Silva


Statistics Portugal, Lisbon, Portugal

andre.sousa@ine.pt; antonio.afonso@ine.pt; carla.melo@ine.pt; cecilia.silva@ine.pt





Summary



- **Simplified Business Information**
- Integrated Business Accounts System
- Regional Business Statistics





Simplified Business Information (IES)



Political support and strong cooperation between institutions:



Since 2015





Simplified Business Information (IES)



The process:

2000 validation rules

**BUSINESS
INFORMATION
SUBMISSION**



**ELECTRONIC
DECLARATION**



Ministry of Finance



**Fiscal, accounting and
statistical information**

<https://www.portaldasfinancas.gov.pt>



Ministry of Justice



48H



**BANCO DE
PORTUGAL**
EUROSISTEMA

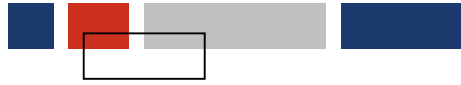


Direção Geral das Atividades Económicas



INSTITUTO NACIONAL DE ESTATÍSTICA
STATISTICS PORTUGAL





Simplified Business Information (IES)



Advantages:

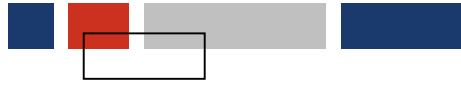
For Companies

- Simultaneous fulfillment of 4 legal obligations (reduction of costs and statistical burden);
- Electronic format.

For Statistics Portugal

- Electronic format;
- (Almost) total coverage;
- More information, sooner.





Simplified Business Information (IES)



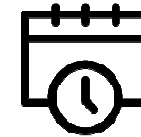
» Fig.1: Number of IES forms submitted

Year	No.
2012	431,653
2013	421,460
2014	431,878
2015	449,096
2016	92,733

Source: Ministry of Finance (updated in 30/06/2016)

Entities are required to submit information on

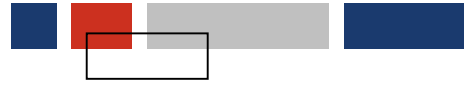
6.5 months




The information is updated

daily



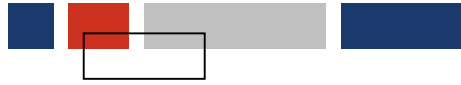


Summary



- Simplified Business Information
- **Integrated Business Accounts System**
- Regional Business Statistics





Integrated Business Accounts System



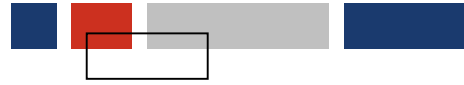
What is the Integrated Business Accounts System (SCIE)?

Integration of 4 Sources:



- ✓ Population of around one million enterprises (companies, sole proprietors and independent workers);
- ✓ 500+ variables.





Integrated Business Accounts System



What were the impact of IES in the production of official statistics?

Main aspects:

- ✓ Full access to business administrative data;
- ✓ Fully integrated system;
- ✓ Coherence between projects.



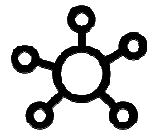
Integrated Business Accounts System



Structural Business Statistics

Improvement on several quality domains


Integrated Business Accounts System



- ✓ Sampling designs;
- ✓ Micro data linking;
- ✓ Total breakdown flexibility;
- ✓ Main inputs for Annual National Accounts.

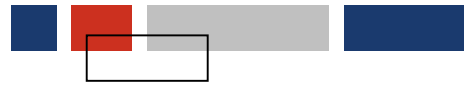


Summary



- Simplified Business Information
- Integrated Business Accounts System
- **Regional Business Statistics**





Regional Business Statistics



Collaboration between Unit for Business Statistics
and Unit for Coordination of Territorial Statistics

- Sources of information:

Simplified Business
Information (IES)

Annexes R and A or I



Business Register

(FUE)



Information from
Ministry of Solidarity,
Employment and Social
Security (MTSSS)





Regional Business Statistics



» Fig.2: Annex R form



Annex R from IES

Detailed information about local units:

- Characterization;
- Economic information.

Goal: obtain annual accounting and economic information for each local unit that the company owns.

IES - INFORMAÇÃO EMPRESARIAL SIMPLIFICADA	
ENTIDADES RESIDENTES QUE EXERCEM A TÍTULO PRINCIPAL ACTIVIDADE COMERCIAL, INDUSTRIAL OU AGRÍCOLA, ENTIDADES NÃO RESIDENTES COM ESTABELECIMENTOS ESTÁVEL E EIRL	
01	Nº DE IDENTIFICAÇÃO FISCAL (NIPC)
02	EXERCÍCIO
1	1

DECLARAÇÃO ANUAL

ANEXO R

03 NÚMERO DE ESTABELECIMENTOS DA EMPRESA

EM TERRITÓRIO NACIONAL: 1

FORA DO TERRITÓRIO NACIONAL: 2

04 ESTABELECIMENTOS LOCALIZADOS NO TERRITÓRIO NACIONAL - Exercícios 2009 e anteriores

MORADA: 1

CÓDIGO POSTAL: 2 LOCALIDADE: 3

DISTRITO: 4 CONCELHO: 5 FREGUESIA: 6

FAX: 7 TELEFONE: 8

E-MAIL: 9 SITUAÇÃO PERANTE A ACTIVIDADE: 10

ACTIVIDADE PRINCIPAL: 11

CAE Rev. 3 12 Nº DE ORDEM DO ESTABELECIMENTO: 13 ESTABELECIMENTO SEDE: SIM 14 NÃO 15

CONTAS POC		
-	Número médio de pessoas ao serviço durante o ano	R101
61 + 62	Custo das mercadorias vendidas e das matérias consumidas e Fornecimentos e serviços externos	R102
64	Custos com o pessoal	R103
641 + 642	Remunerações	R104
71 + 72	Vendas e Prestações de serviços	R105
VP	Variação da produção	R106
42 + 441/6 + 448	Aumentos de imobilizado corpóreo	R107
422	Dos quais: Aumentos em edifícios e outras construções	R108

Source: IES





Regional Business Statistics



- Population:

1,127,317
enterprises

in 2014 in Portugal



≈98%

With one local unit:

1,105,830

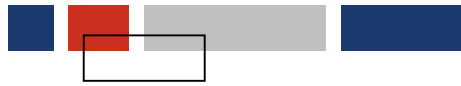


≈2%

With more than one
local unit:

21,487








Regional Business Statistics

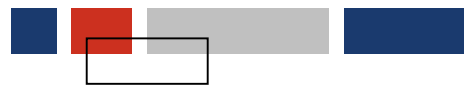


» Fig.3: Some economic variables by source (2014)

	Source	Enterprises		Local Units		Persons Employed		Turnover	
		No.	%	No.	%	No.	%	10 ³ EUROS	%
One local unit	SCIE	1,105,830	100	1,105,830	100	2,501,923	100	171,331,228	100
	 Subtotal	1,105,830	98	1,105,830	94	2,501,923	73	171,331,228	54
More than one local unit	IES	10,344	48	42,553	58	577,050	62	98,830,620	67
	Business Register (FUE)	3,363	16	8,272	11	98,541	11	14,370,792	10
	MTSSS	7,780	36	22,729	31	252,923	27	33,692,161	23
	  Subtotal	21,487	2	73,554	6	928,514	27	151,305,902	46
Total		1,127,317	100	1,179,384	100	3,430,437	100	322,637,129	100

Source: Statistics Portugal

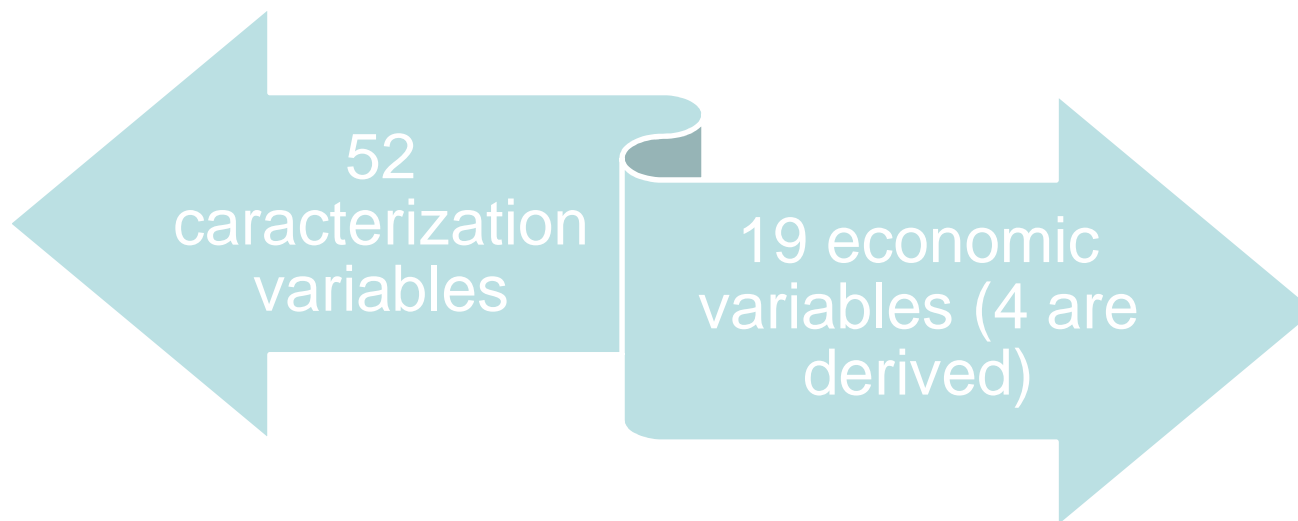


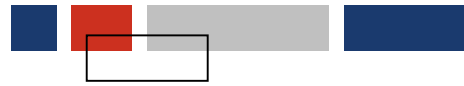


Regional Business Statistics



In total we have 71 variables:





Regional Business Statistics



- The information:

NUTS II Level



NUTS III Level



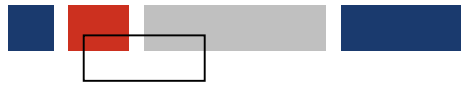
Mandatory sending to Eurostat:

Regulation (EC) no. 295/2008 of the European Parliament and of the Council of 11 March 2008.

One of the base for the regional business statistics:

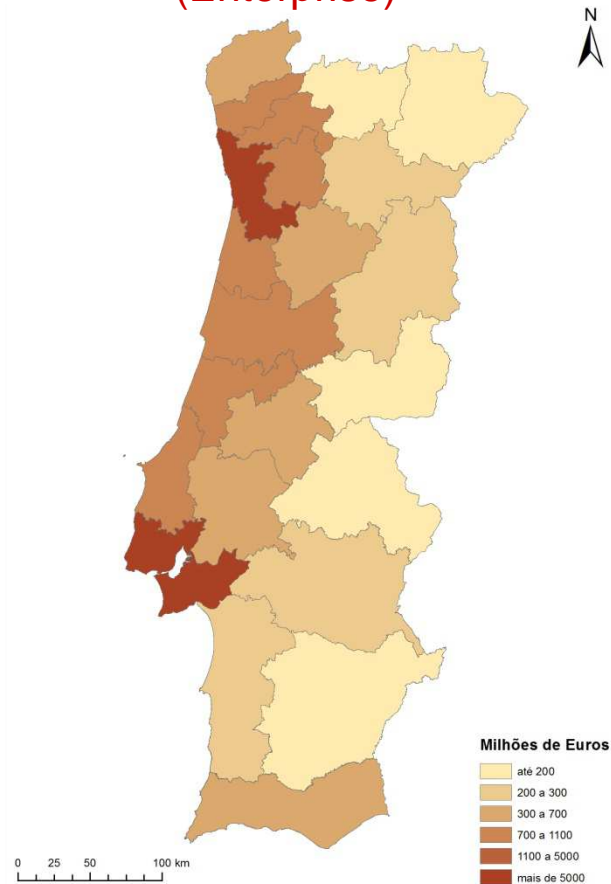
Regional Statistical Yearbook; Regional Development Composite Index; Purchasing Power by Municipality.





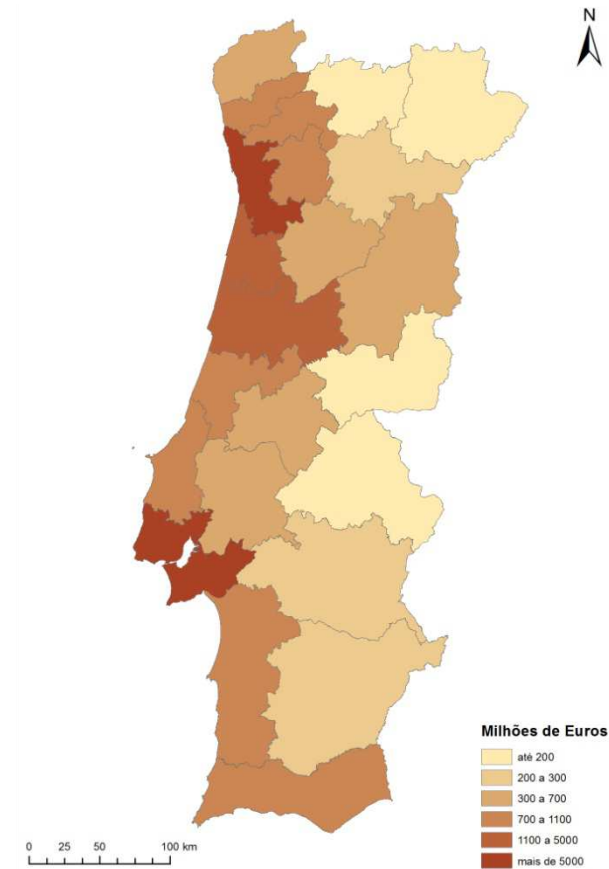
Regional Business Statistics

Turnover by NUTS III (2014)
(Enterprise)



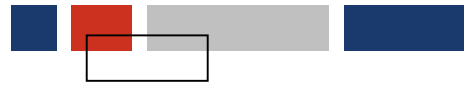
Source: Statistics Portugal

Turnover by NUTS III (2014)
(Establishment)



Source: Statistics Portugal





Regional Business Statistics



Derived variables:

- Turnover
- Intermediate consumption
- Production value
- Gross value added



Monitoring the
results of the
PT2020
programme



Thank You for Your Attention

André Sousa; António Luís Afonso; Carla Melo; Cecília Silva
Statistics Portugal, Lisbon, Portugal
andre.sousa@ine.pt; antonio.afonso@ine.pt; carla.melo@ine.pt; cecilia.silva@ine.pt

