

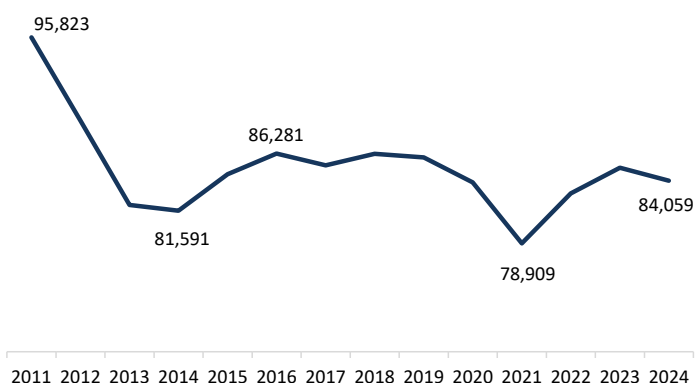


DECREASE IN THE NUMBER OF BIRTH DELIVERIES IN 2024

In 2024, there were 84,059 birth deliveries in Portugal, which corresponds to 1,059 fewer occurrences than in 2023, after two years of increase in this indicator, highlighting the decrease observed among parturients living in Região Autónoma dos Açores (-8.7%). The data reveal that, in the last 20 years, the age of parturients has increased: the proportion of birth deliveries to mothers between 35 and 39 years old has gone from 14% to 24%.

In 2024, there were **84,059 birth deliveries in Portugal**, which corresponds to 1,059 fewer occurrences than in 2023, after two years of increases in the number of birth deliveries.

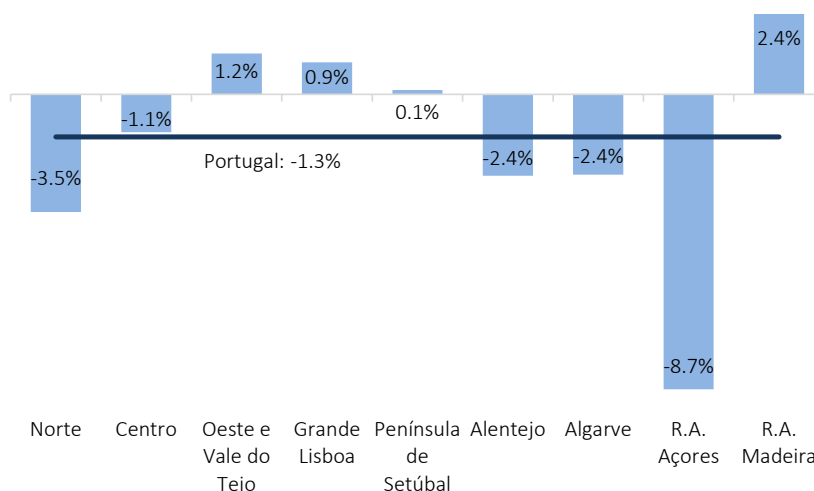
Of the total number of birth deliveries in 2024, 99.7% (83,772) were of women living in the country and 0.3% (287) were of women living abroad.



Source: Statistics Portugal, [Birth Deliveries Statistics](#).

The highest number of birth deliveries to mothers living in the country occurred in the Norte region (29.8%) and Grande Lisboa (25.6%), followed by the Centro region (13.7%), Península de Setúbal (9.7%) and Oeste e Vale do Tejo (7.7%). Between 2023 and 2024, the number of birth deliveries only increased in Região Autónoma da Madeira (+2.4%), Oeste e Vale do Tejo (+1.2%), Grande Lisboa (+0.9%) and Península de Setúbal (+0.1%).

In the remaining NUTS II regions, there was a decrease that was more pronounced in Região Autónoma dos Açores (-8.7%), but also in the Norte (-3.5%) and Alentejo and Algarve (in both cases, -2.4%).



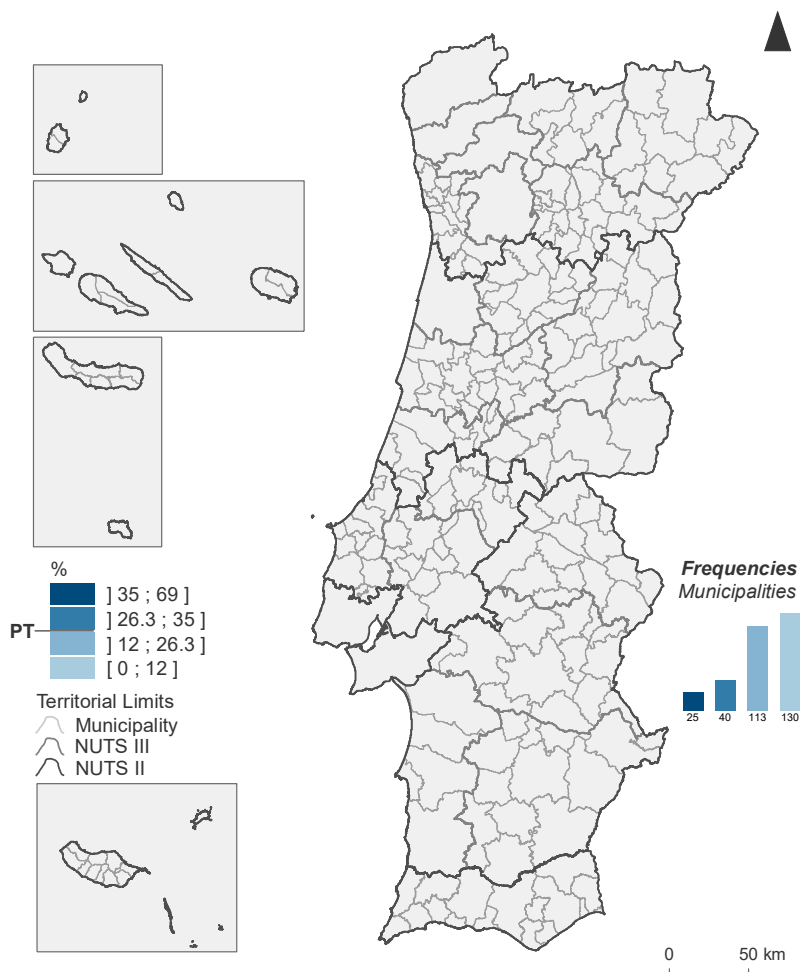
Source: Statistics Portugal, [Birth Deliveries Statistics](#).



DIÍSTAQUE

In 2024, the proportion of birth deliveries to mothers of foreign nationality was, in the country as a whole, 26.3%. This indicator was higher in municipalities in the Algarve and Grande Lisboa and less frequent in the Autonomous Regions, in the Norte and Centro regions and in inner Alentejo.

More than half of the women were of foreign nationality in Aljezur (68.4%), Vila do Bispo (64.7%), Odemira (62.5%) and Albufeira (52.8%). The municipalities of Pedrógão Grande (50.0%), Amadora (48.1%), Entroncamento (47.2%) and Odivelas (45.5%) also stand out for their proportion above 45%.



The most represented parturients nationalities in relation to the total number of birth deliveries that occurred in Portugal in 2024 were:

- 10.1%** Brazil
- 2.2%** Angola
- 1.7%** Cabo Verde
- 1.5%** Sao Tome and Principe
- 1.4%** Guinea-Bissau
- 1.3%** India
- 1.2%** Bangladesh
- 1.1%** Nepal

Source: Statistics Portugal, Birth Deliveries Statistics.



In 80% of birth deliveries in 2024 mothers were between 25 and 39 years old (67.201 birth deliveries) and in a third of all women were between 30 and 34 years old. In the same year, there were 20 birth deliveries of mothers aged between 10 and 14 years.

In the last 20 years, the age of parturients has increased: between 2003 and 2024, the number of birth deliveries to women between 45 and 49 years old went from 196 to 560 and the number of parturients aged 50 or over went from 6 to 49. In the same period, the proportion of birth deliveries to mothers aged 35 to 39 went from 14% to 24%.

Mother's age group	10 - 14 years	15 - 19 years	20 - 24 years	25 - 29 years	30 - 34 years	35 - 39 years	40 - 44 years	45 - 49 years	50 years and over
2003	0.0%	4.4%	15.6%	31.6%	31.1%	13.9%	3.0%	0.2%	0.0%
2004	0.0%	4.2%	15.1%	30.6%	32.2%	14.3%	3.3%	0.2%	0.0%
2005	0.0%	4.1%	14.4%	29.5%	33.4%	15.1%	3.3%	0.2%	0.0%
2006	0.1%	4.6%	14.7%	30.0%	33.2%	14.3%	2.9%	0.1%	0.0%
2007	0.1%	4.7%	14.1%	28.9%	34.0%	15.2%	2.9%	0.1%	0.0%
2008	0.1%	4.3%	13.8%	27.7%	34.2%	16.0%	3.0%	0.1%	0.0%
2009	0.1%	4.4%	13.5%	27.2%	34.5%	17.0%	3.2%	0.2%	0.0%
2010	0.1%	4.0%	13.2%	26.5%	34.6%	18.0%	3.5%	0.2%	0.0%
2011	0.1%	3.8%	12.2%	25.5%	34.7%	19.8%	3.8%	0.2%	0.0%
2012	0.1%	3.6%	12.1%	25.0%	34.6%	20.5%	4.0%	0.2%	0.0%
2013	0.1%	3.4%	11.2%	24.3%	34.8%	21.6%	4.4%	0.2%	0.0%
2014	0.1%	3.0%	10.7%	23.2%	34.7%	23.2%	4.9%	0.3%	0.0%
2015	0.1%	2.7%	10.3%	22.4%	35.2%	24.0%	5.2%	0.2%	0.0%
2016	0.0%	2.5%	10.4%	21.7%	34.1%	24.9%	6.1%	0.3%	0.0%
2017	0.1%	2.5%	10.3%	22.0%	33.2%	25.0%	6.6%	0.3%	0.0%
2018	0.0%	2.3%	10.0%	22.0%	32.9%	25.4%	6.9%	0.4%	0.0%
2019	0.0%	2.4%	10.3%	21.7%	32.5%	25.4%	7.3%	0.4%	0.0%
2020	0.0%	2.1%	10.0%	22.2%	32.1%	25.6%	7.5%	0.5%	0.0%
2021	0.0%	1.9%	9.5%	21.7%	33.2%	25.2%	7.8%	0.6%	0.1%
2022	0.0%	1.9%	9.8%	22.2%	33.0%	24.9%	7.6%	0.6%	0.0%
2023	0.0%	1.9%	10.1%	22.8%	33.2%	23.8%	7.4%	0.7%	0.0%
2024	0.0%	1.8%	10.0%	23.2%	33.0%	23.7%	7.5%	0.7%	0.1%

Source: Statistics Portugal, [Birth Deliveries Statistics](#).

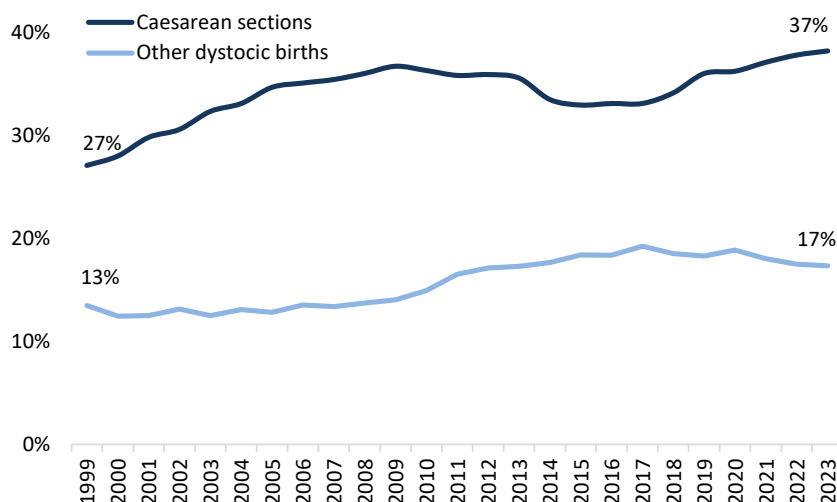
In 2024, of the 84.059 birth deliveries:

- 71.3%** were assisted by a **doctor**
- 27.9%** were assisted by a **midwife nurse**
- 0.8%** were assisted by a non-midwife nurse, were not assisted or the type of assistance is unknown
- 82 911** occurred in a **hospital**
- 841** occurred at **home**
- 307** occurred **elsewhere**

Source: Statistics Portugal, [Birth Deliveries Statistics](#).

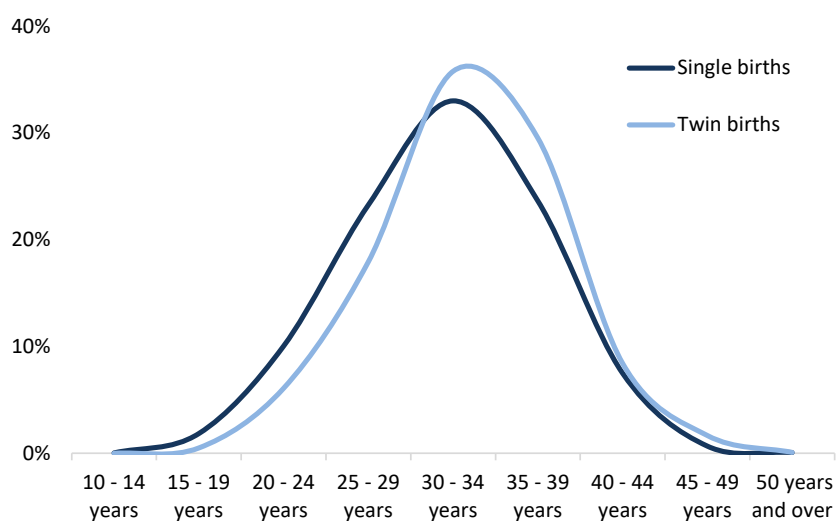


The proportion of dystocic birth deliveries (with instrumental interventions such as forceps and cupping or by caesarean section) performed in hospitals has increased, particularly regarding caesarean sections: between 1999 and 2023, they went from 27% to 37% of birth deliveries performed in hospitals.



Source: Statistics Portugal, [Birth Deliveries Statistics](#).

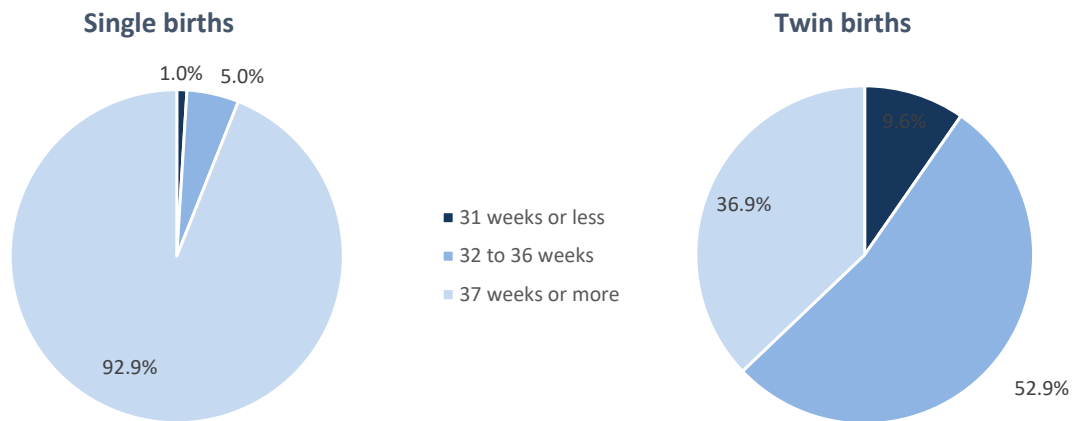
In 2024, the proportion of twin birth deliveries (with two or more births) increased with the age of the mothers: 40% of twin birth deliveries in 2024 concerned mothers aged 35 and over, while the proportion of single births at the same ages was 32%.



Source: Statistics Portugal, [Birth Deliveries Statistics](#).



In 2024, for 92.9% of single birth deliveries, parturients had a pregnancy lasting more than 37 weeks. In the case of twin birth deliveries, 52.9% had a pregnancy between 32 and 36 weeks, and 36.9% more than 37 weeks.



Source: Statistics Portugal, [Birth Deliveries Statistics](#).

NOTE

Birth Deliveries Statistics result from the collection and processing of statistical information on the number of births that occurred in the country, and some associated characteristics, based on vital statistics, using information on live births and stillbirths for this purpose. The collection of basic information on live births and foetal deaths comes from the databases received at Statistics Portugal through electronic transmission by the Civil Registry Offices (CRC) within the scope of the Integrated System of Civil Registration and Identification (SIRIC), as well as within the scope of the Death Certificates Information System (SICO). In this context, the statistical operation in question is in the nature of a census by means of administrative data.

CONCEPTS

Assisted child delivery: Child delivery performed with the assistance of a doctor or nurse.

Caesarean section: Dystocic delivery that consists of the extraction of a foetus through incisions in the abdominal wall (laparotomy) and the uterine wall (hysterotomy).

Birth delivery: The complete expulsion or extraction from the mother of one or more foetuses with 22 weeks of gestation or more, weighing 500 grams or more, regardless of the existence of life and whether it is spontaneous or induced.

Dystocic delivery: Delivery carried out with instrumental interventions such as forceps and suction cups, or by caesarean section.

Eutocic delivery: Vaginal delivery performed without instrumental intervention and with or without episiotomy.

Pregnancy duration: The period of time, measured in full weeks, from the first day of the last normal menstrual period to the date of delivery.

Single birth: Birth with only one baby.

Twin birth: Birth with two or more babies.