



14 February 2025

VITAL STATISTICS – Monthly data

January 2025

Rectified version 14-02-2025, at 6.30 pm

Page 2, 3rd paragraph, 1st and 2nd line: where it was “...80 (-0.1%) less than in 2023.”, now it is “...80 (+0.1%) more than in 2023.”.

DEATHS, LIVE BIRTHS AND MARRIAGES

IN 2024, LIVE BIRTHS DECREASED 1.4% COMPARED TO 2023

In January 2025, there were 12,096 deaths, 1,188 (+10.9%) more than in the previous month. Compared to the same month of 2024, there was a decrease of 1,384 deaths (-10.3%).

In 2024, 118,975 deaths occurred in the national territory (80 more than in 2023), of which 255 were deaths of children under 1 year of age, corresponding to 3.0 deaths of children under 1 year of age per thousand live births (2.5 in 2023).

In December 2024, 6,966 live births were registered, 117 less (-1.7%) compared to November 2024 and 202 less (-2.8%) compared to the same month of 2023. In total, in 2024, 84,788 live births were born in Portugal, 1,206 less (-1.4%) than in 2023 (85,994).

In December 2024, the natural balance was -3,909¹, worsening in relation to the same month of 2023, when it reached -4,979. In 2024, the natural balance was -33,824, worsening compared to that recorded in 2023 (-32,596).

In December 2024, 2,242 marriages were celebrated, 377 (+20.2%) more than in November 2024 and 201 (+9.8%) more than in December 2023. In total, in 2024, 36,624 marriages were celebrated in Portugal, 356 (-1.0%) less than in 2023 (36,980).

In this press release, Statistics Portugal provides **preliminary data** on the number of deaths per month until January 2025², and the number of live births and marriages per month until December 2024, that occurred in the national territory. The indicators published and analyzed are available on the Official Statistics Portal (www.ine.pt), with geographical breakdowns NUTS 2 and NUTS 3. The hyperlinks to these statistics can be found in the Excel file published together with this Press Release. The information is obtained from the Sistema Integrado do Registo e Identificação Civil (SIRIC) until February 7th, 2025.

¹ The natural balance is calculated based on the difference between the number of live births of mothers residing in Portugal and the number of deaths of residents in Portugal.

² After the release of mortality data for 2022 and considering the decrease of the impact of deaths due to COVID-19 on mortality, the analysis regarding the number of deaths per week was suspended. However, the release of indicators regarding the number of weekly deaths, by NUTS 3 breakdown, until the 5th week of 2025, and daily deaths, by NUTS 2 breakdown, until February 2nd, 2025, is assured.



In January 2025, the number of deaths decreased 10.3% compared to the same month of 2024

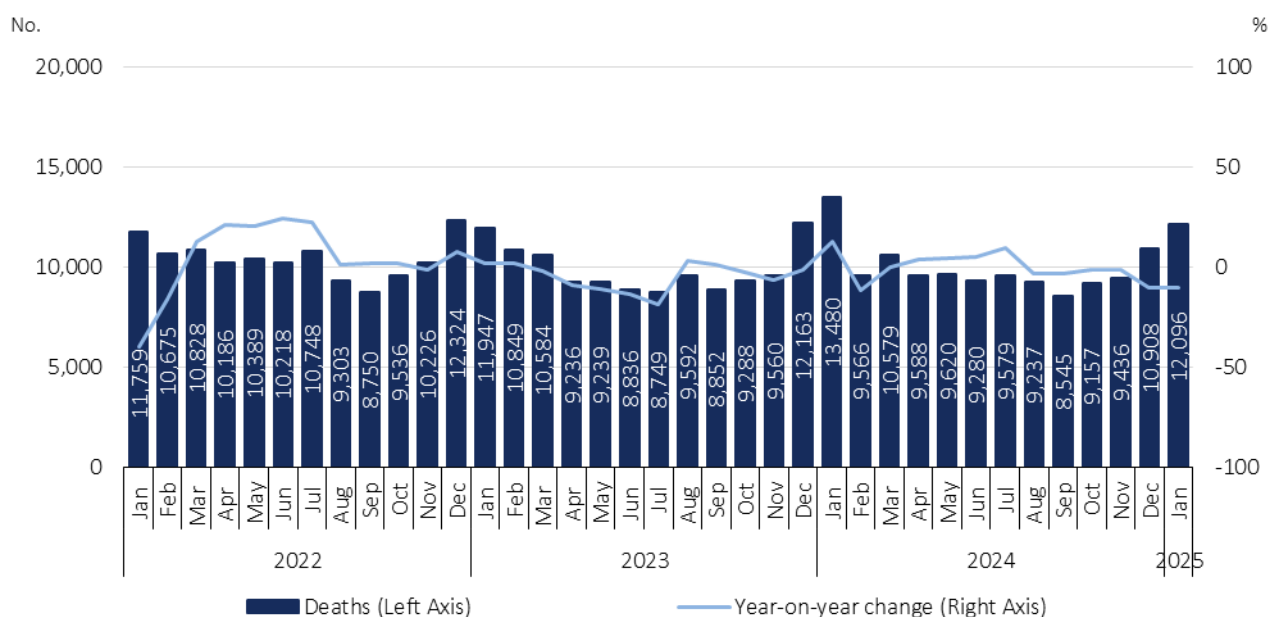
In January 2025, there were 12,096 deaths, 1,188 more (+10.9%) than in the previous month. Compared to the same month of 2023, there was a decrease of 1,384 deaths (10.3%).

That month, the number of deaths of children under 1 year old was 11 (all of children whose mothers lived in Portugal), 9 less than in the previous month.

In 2024, there were 118,975 deaths in Portugal (including 650 deaths of residents abroad), 80 (+0.1%) more than in 2023. The number of deaths registered positive year-on-year changes in January, April, May, June and July, with the highest positive change recorded in January (+12.8%).

The number of deaths of children under 1 year old was 255 (including 3 deaths of children whose mothers lived abroad), which corresponded to an increase of 40 compared to 2023. Thus, in 2024, 3.0 deaths of children under 1 year old per thousand live births were recorded in Portugal (2.5 deaths of children under 1 year old per thousand live births in 2023).

Figure 1. Deaths and year-on-year change, January 2022 to January 2025



Source: Statistics Portugal, Deaths.

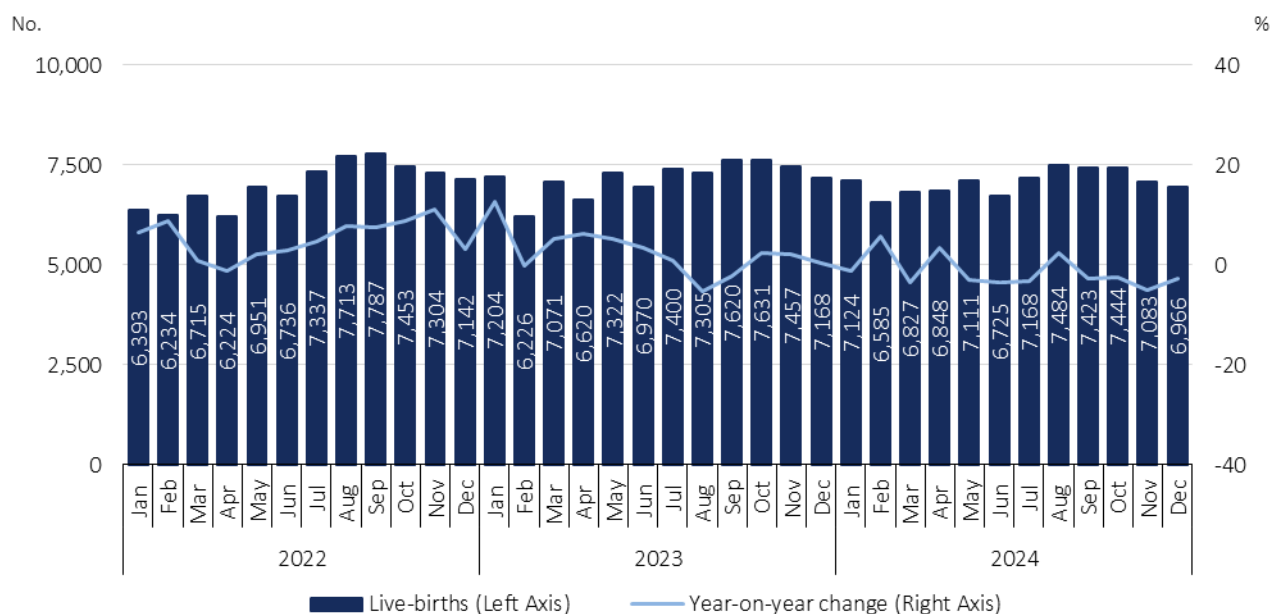


In December 2024, the number of live births decreased 2.8% compared to December 2023

In December 2024, there were 6,966 live births (of which 21 were born to mothers residing abroad), corresponding to a decrease of 1.7% (117 less) compared to November 2024 and to a decrease of 2.8% (202 less) compared to the same month of 2023.

In total, in 2024, there were 84,788 live births (of which 287 were born to mothers residing abroad), a figure lower than that recorded in 2023, by 1,206 (-1.4%). Throughout the year, the number of live births was always lower than that registered in 2023, except for the months of February (+5.8%), April (+3.4%) and August (2.5%).

Figure 2. Live births and year-on-year change, January 2022 to December 2024



Source: Statistics Portugal, Live births.

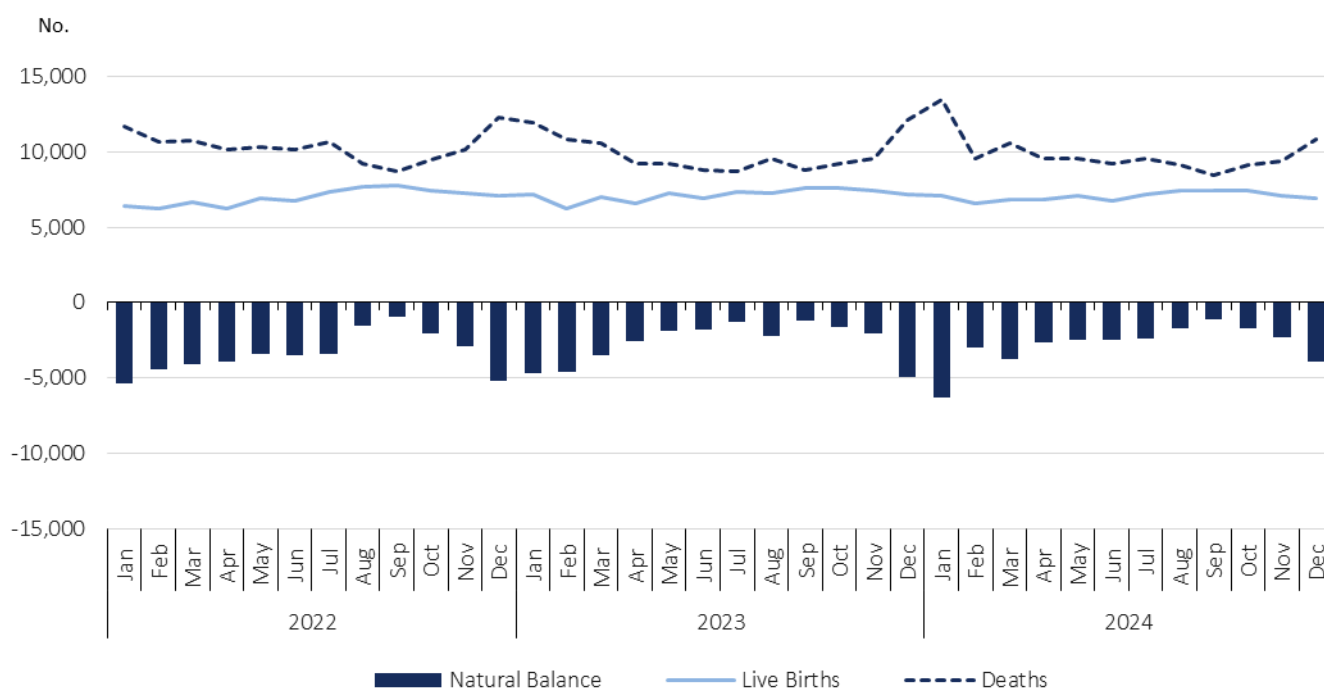


Natural balance of -3,909 in December 2024

In December 2024, the natural balance registered the value of -3,909, worsening compared to the figure of November 2024 (-2,322), but improving compared to that of the same month of 2023 (-4,979).

In 2024, the natural balance was -33,824, worsening compared to that recorded in 2023 (-32,596).

Figure 3. Live births, deaths, and natural balance³, Portugal, January 2022 to December 2024



Source: Statistics Portugal, Live births, Deaths, and Demographic indicators.

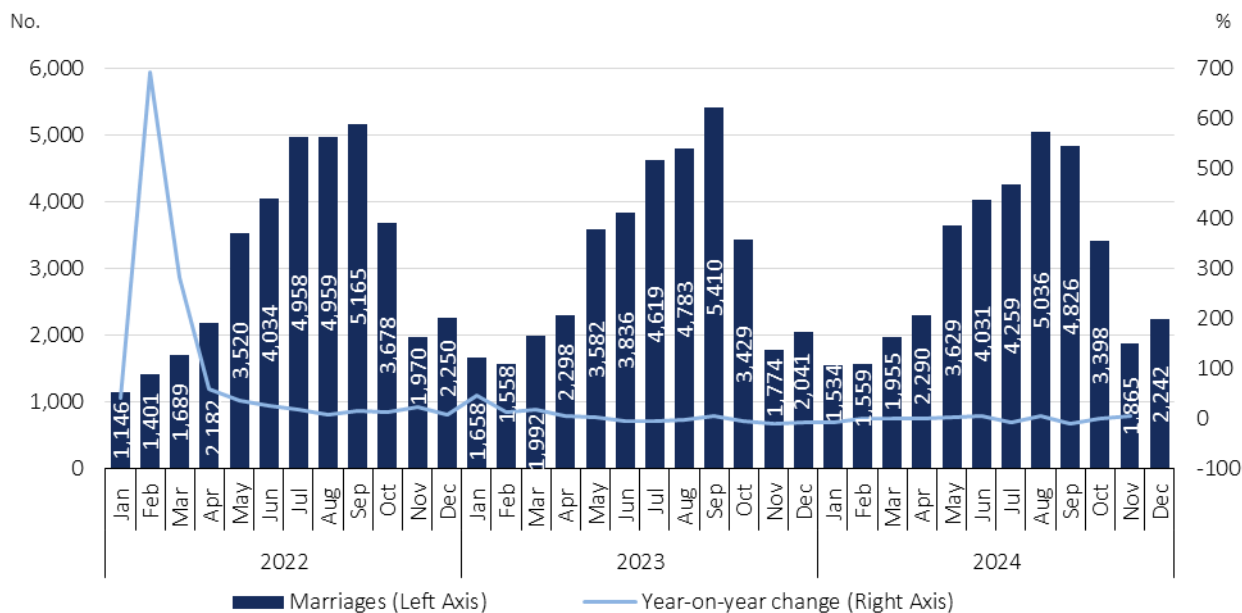
³ The natural balance is calculated based on the number of live births of mothers residing in Portugal and the number of deaths of residents in Portugal.

In December 2024, the number of celebrated marriages increased 9.8% compared to December 2023

In December 2024, 2,242 marriages were celebrated, higher than the number registered in November 2024 (377 more; +20.2%) and than in December 2023 (201 more; +9.8%).

In 2024, 36,624 marriages were celebrated, 356 (-1.0%) less than in 2023. The number of marriages celebrated registered positive year-on-year changes only in six months of the year (February, May, June, August, November and December), with the highest positive change in December 2024 (+9.8%).

Figure 4. Marriages and year-on-year change, January 2022 to December 2024



Source: Statistics Portugal, Marriages.



TECHNICAL NOTE

Statistics Portugal releases the **preliminary** monthly **numbers** of deaths, live births, and marriages based on the information registered in the Civil Register Offices until February 7th, 2025. Indicators on the preliminary monthly number of live births, deaths, and marriages, from January to December 2024, with geographical breakdowns up to NUTS 3, by NUTS 2013 and NUTS 2024, as well as weekly number of deaths, until the 5th week 2025, by NUTS 3 and daily number of deaths, until February 2nd, 2025, by NUTS 2 are made available on the Statistics Portugal Website.

Data are obtained from statistical operations of direct and exhaustive collection on live births, deaths and marriages in Portuguese territory using facts that are subject to compulsory civil registration (birth and death) in the Sistema Integrado do Registo e Identificação Civil (SIRIC).

In addition to administrative information obtained from Civil Register Offices, Statistics Portugal collects an additional set of variables identified as statistically pertinent to the National Statistic System (NSS) and the European Statistical System (EES). Data is recorded and sent electronically, in compliance with the requirements set out by Statistics Portugal and laid down in liaison with the Instituto de Registos e Notariado (IRN) and the Instituto de Gestão Financeira e Equipamentos da Justiça (IGFEJ).

DEFINITIONS

Marriage: Contract signed by two persons that intend to start a family in full partnership and cohabitation according to legislation. Note: marriage can be held between persons from different or same sex.

Live birth: This is the complete expulsion or extraction from the mother's body, irrespective of the duration of the pregnancy, of a product of fertilization that, after separation, breathes or shows any other signs of life, such as a beating of the heart or umbilical cord or actual contraction of any muscle subject to voluntary movement, whether the umbilical cord has been severed and whether the placenta is retained.

Death: The permanent disappearance of vital functions.

Natural balance: The difference between the number of live births and the number of deaths during a given period.

Year-on-year change: The year-on-year change compares the level of a variable between the reference month and the same month of the previous year.

Detailed methodological information available at: www.ine.pt, option Products, Metadata system.

Detailed statistical information available at: www.ine.pt, option Products, Statistical data, database, theme Population, subtheme Births and natality rates and subtheme Mortality and life expectancy.



Next Press Release

14th March 2025: “Vital Statistics - Monthly data – February 2025”.
