



13 December 2024

VITAL STATISTICS – Monthly data

November 2024

DEATHS, LIVE BIRTHS AND MARRIAGES

NUMBER OF LIVE BIRTHS DECREASED 3.2% COMPARED TO OCTOBER 2023

In November 2024, the number of deaths was 9,372, higher than the number registered in October 2024 (232 more deaths; +2.5%), but lower than that registered in November 2023 (188 less deaths; -2.0%).

In October 2024, 7,384 children were born alive, corresponding to 0.3% less compared to September 2024 (7,406) and to 3.2% less compared to October 2023 (7,631).

In that month, the natural balance was -1,736, worsening compared to the same month of 2023, when it reached -1,621¹.

In October 2024, 3,383 marriages were celebrated, corresponding to a decrease of 29.8% compared to number of marriages held in September 2024 (1,437 less marriages) and to a decrease of 1.3% compared to October 2023 (46 less).

In this press release, Statistics Portugal provides **preliminary data** on the number of deaths per month until November 2024², and the number of live births and marriages per month until October 2024, that occurred in the national territory. The indicators published and analyzed are available on the Official Statistics Portal (www.ine.pt), with geographical breakdowns NUTS 2 and NUTS 3. The hyperlinks to these statistics can be found in the Excel file published together with this Press Release. The information is obtained from the Sistema Integrado do Registo e Identificação Civil (SIRIC) until December 6th, 2024.

¹ The natural balance is calculated based on the number of live births of mothers residing in Portugal and the number of deaths of residents in Portugal.

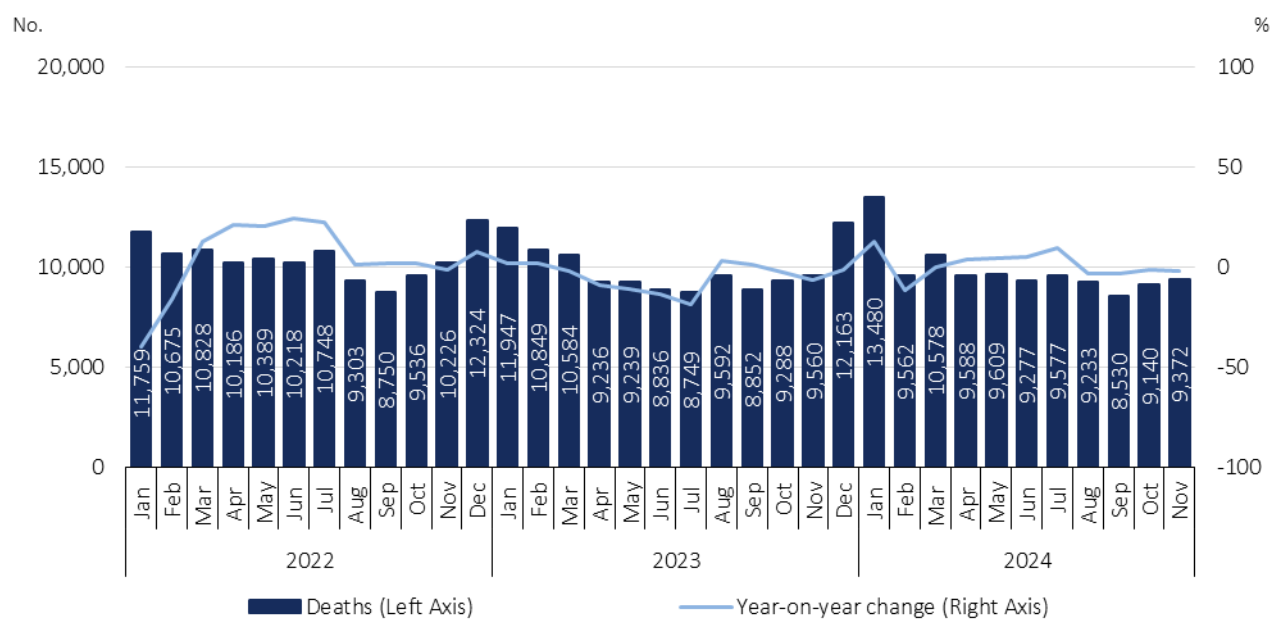
² After the release of mortality data for 2022 and considering the decrease of the impact of deaths due to COVID-19 on mortality, the analysis regarding the number of deaths per week was suspended. However, the release of indicators regarding the number of weekly deaths, by NUTS 3 breakdown, until the 48th week of 2024, and daily deaths, by NUTS 2 breakdown, until December 1st, 2024, is assured.



In November 2024, the number of deaths decreased 2.0% compared to the same month of 2023

In November 2024, there were 9,372 deaths, 232 more (+2.5%) than in the previous month. Compared to the same month of 2023, there was a decrease of 188 deaths (-2.0%). The number of deaths due to COVID-19 reduced to 33 (12 less than in October 2024), accounting for 0.4% of all deaths.

Figure 1. Deaths and year-on-year change, January 2022 to November 2024

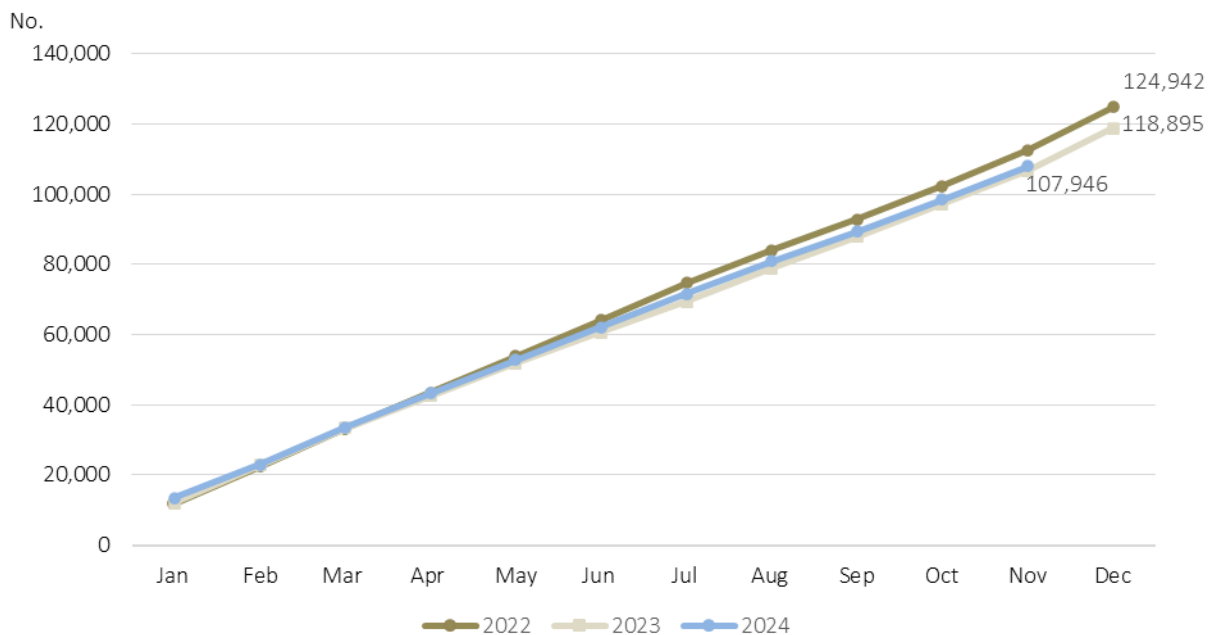


Source: Statistics Portugal, Deaths.



The number of deaths registered in the first eleven months of the year (107,946) was higher than the value recorded in the same period of 2023 (1,214 more deaths; +1.1%).

Figure 2. Monthly deaths (cumulative values), 2022 to 2024



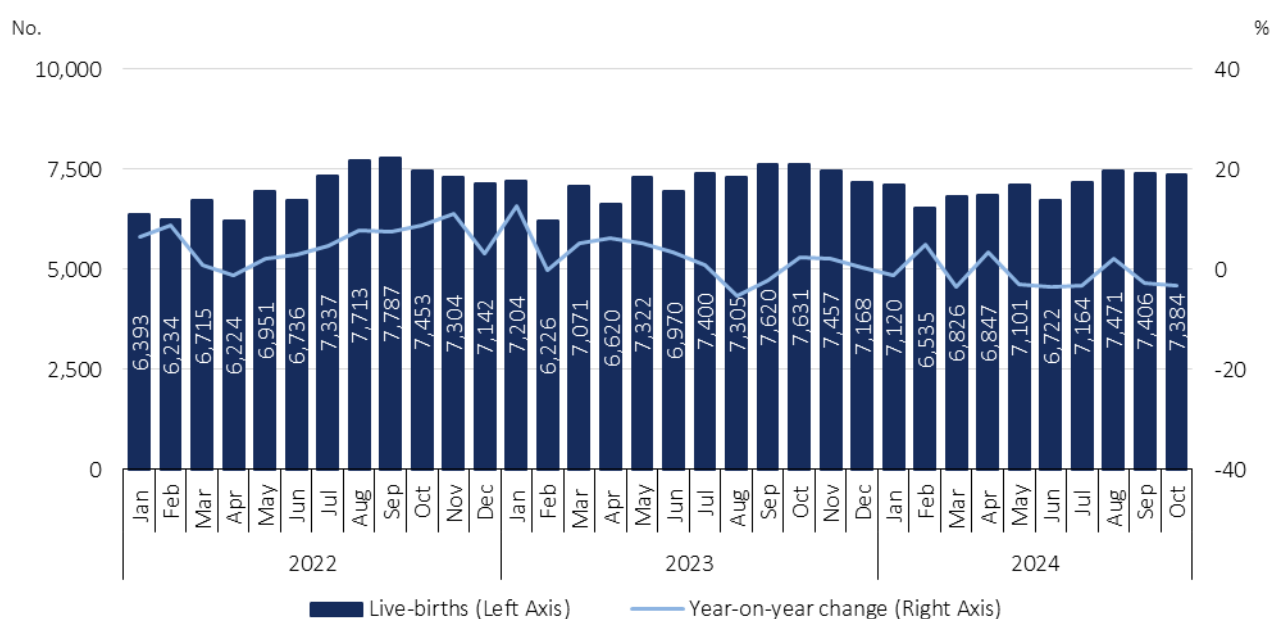
Source: Statistics Portugal, Deaths.



In October 2024, the number of live births decreased 3.2% compared to October 2023

In October 2024, 7,384 children were born alive, corresponding to a decrease of 0.3% (22 less) compared to September 2024 and to a decrease of 3.2% (247 less) compared to the same month of 2023.

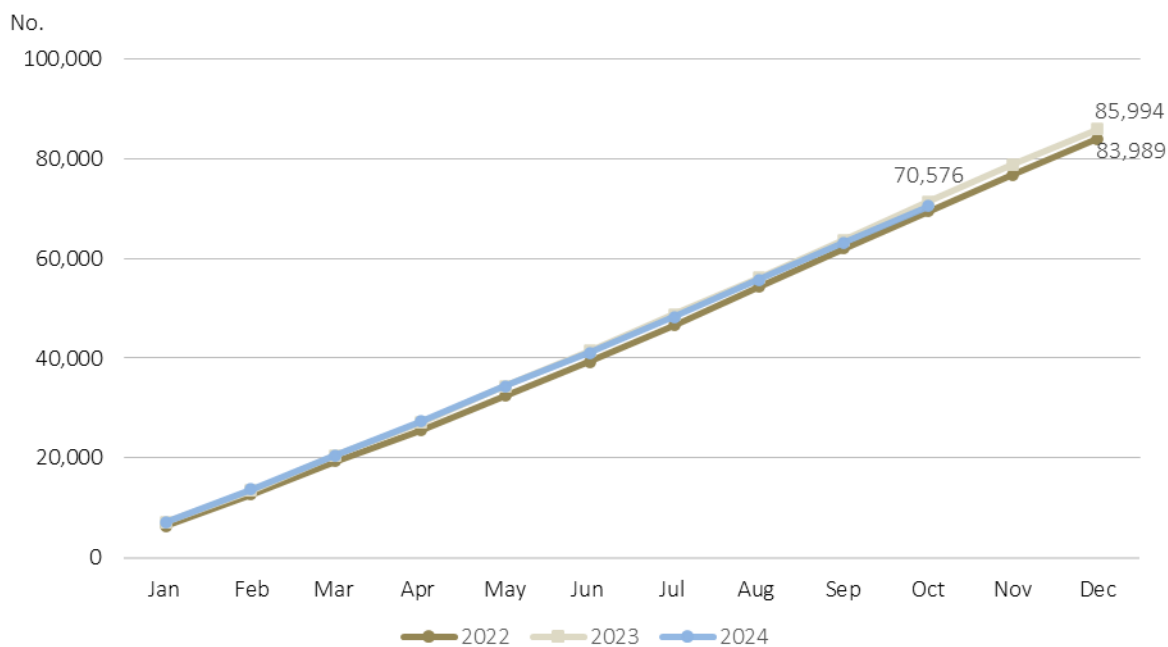
Figure 3. Live births and year-on-year change, January 2022 to October 2024



Source: Statistics Portugal, Live births.

The number of live births registered in the first ten months of the year (70,576) was lower than that registered in same period of 2023, by 793 (-1.1%).

Figure 4. Monthly live births (cumulative values), 2022 to 2024



Source: Statistics Portugal, Live births.

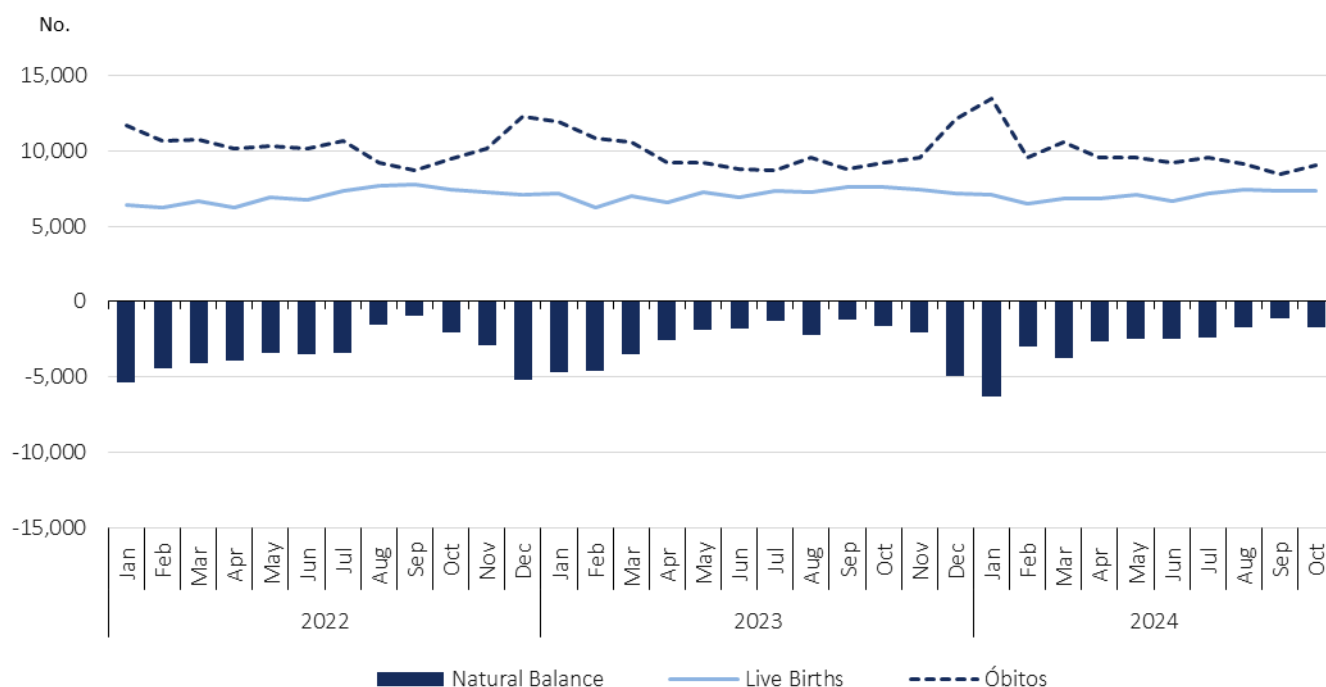


Natural balance of -1,736 in October 2024

In October 2024, the natural balance registered the value of -1,736, worsening compared to the figure of September 2024 (-1,089) and compared to that of the same month of 2023 (-1,621).

In the first ten months of the year, the cumulative value of the natural balance was -27,702, worsening compared to the value registered in the same period of 2023 (-25,522).

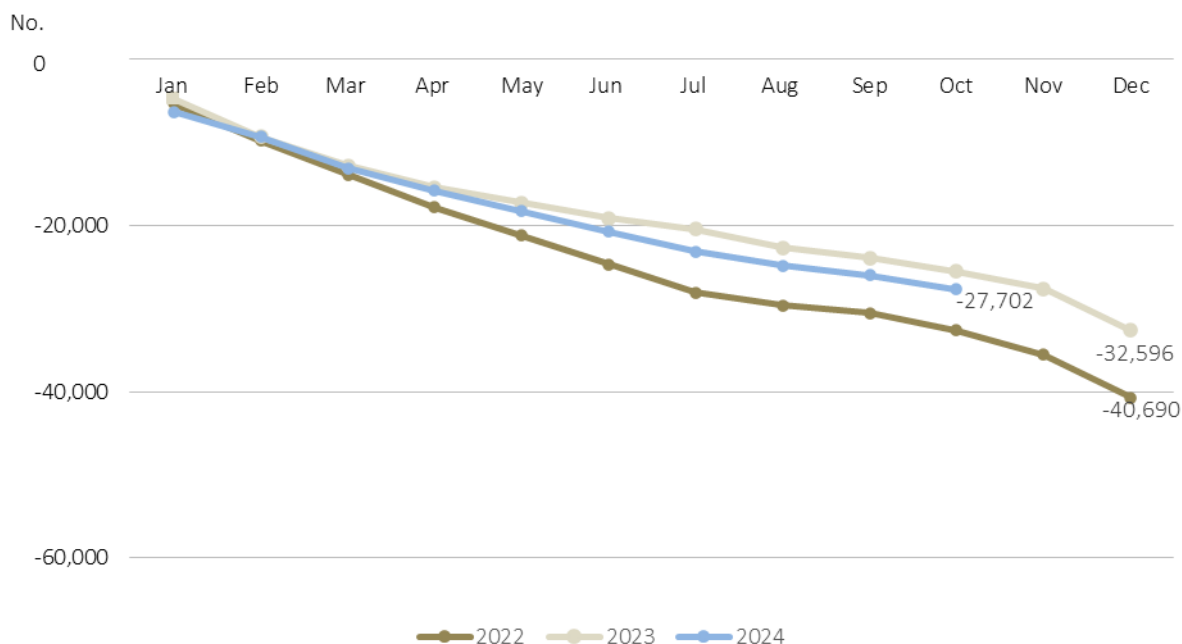
Figure 5. Live births, deaths, and natural balance³, Portugal, January 2022 to October 2024



Source: Statistics Portugal, Live births, Deaths, and Demographic indicators.

³ The natural balance is calculated based on the number of live births of mothers residing in Portugal and the number of deaths of residents in Portugal.

Figure 6. Monthly natural balance (cumulative values), 2022 to 2024



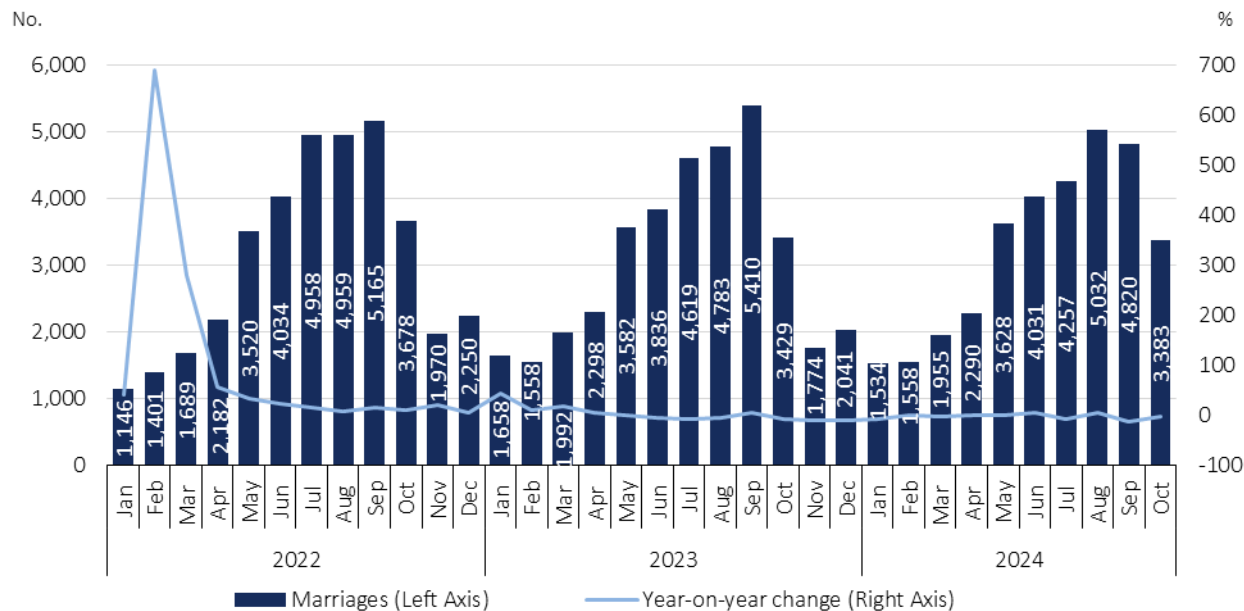
Source: Statistics Portugal, Live births, Deaths, and Demographic indicators.

In October 2024, the number of celebrated marriages decreased 1.3% compared to October 2023

In October 2024, 3,383 marriages were celebrated, lower than the number registered in September 2024 (1,437 less; -29.8%) and lower than in October 2023 (46 less marriages; -1.3%).

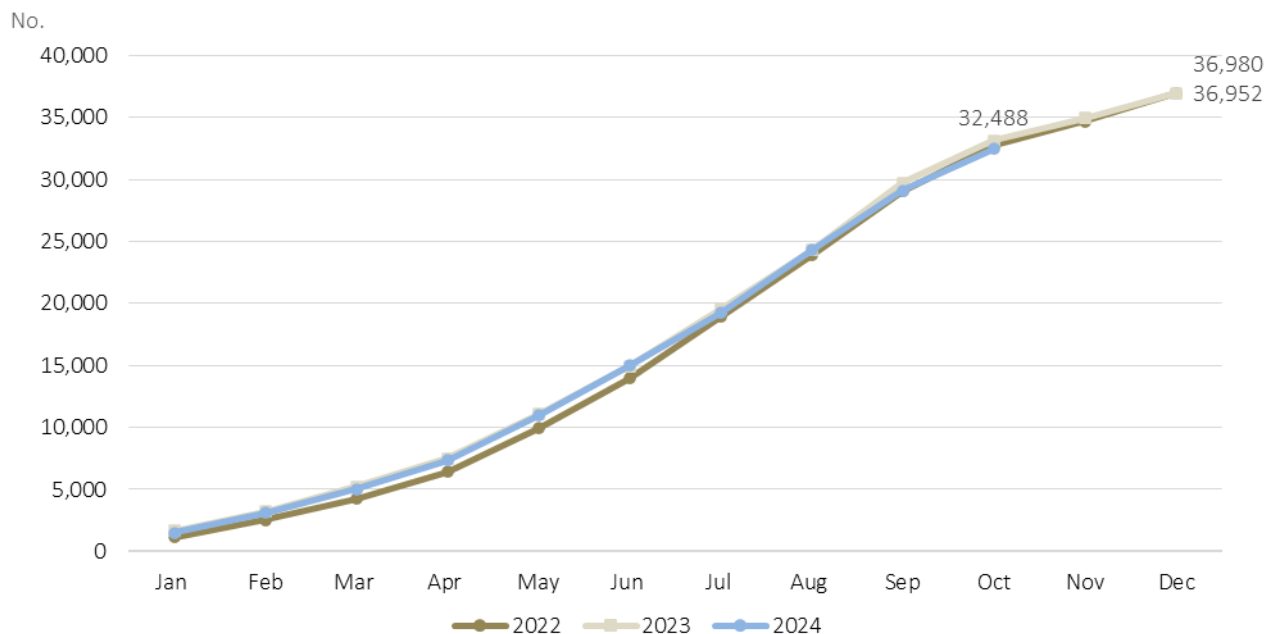
In the first ten months of 2024, 32,488 marriages were celebrated, 677 less (-2.0%) than in the same period of 2023.

Figure 7. Marriages and year-on-year change, January 2022 to October 2024



Source: Statistics Portugal, Marriages.

Figure 8. Monthly marriages (cumulative values), 2022 to 2024



Source: Statistics Portugal, Marriages.



TECHNICAL NOTE

Statistics Portugal releases the **preliminary** monthly **numbers** of deaths, live births, and marriages based on the information registered in the Civil Register Offices until December 6th, 2024. Indicators on the preliminary monthly number of live births, deaths, and marriages, from January to October 2024, with geographical breakdowns up to NUTS 3, by NUTS 2013 and NUTS 2024, as well as weekly number of deaths, until the 48th week 2024, by NUTS 3 and daily number of deaths, until December 1st, 2024, by NUTS 2 are made available on the Statistics Portugal Website.

Data are obtained from statistical operations of direct and exhaustive collection on live births, deaths and marriages in Portuguese territory using facts that are subject to compulsory civil registration (birth and death) in the Sistema Integrado do Registo e Identificação Civil (SIRIC).

In addition to administrative information obtained from Civil Register Offices, Statistics Portugal collects an additional set of variables identified as statistically pertinent to the National Statistic System (NSS) and the European Statistical System (EES). Data is recorded and sent electronically, in compliance with the requirements set out by Statistics Portugal and laid down in liaison with the Instituto de Registos e Notariado (IRN) and the Instituto de Gestão Financeira e Equipamentos da Justiça (IGFEJ).

DEFINITIONS

Marriage: Contract signed by two persons that intend to start a family in full partnership and cohabitation according to legislation. Note: marriage can be held between persons from different or same sex.

Live birth: This is the complete expulsion or extraction from the mother's body, irrespective of the duration of the pregnancy, of a product of fertilization that, after separation, breathes or shows any other signs of life, such as a beating of the heart or umbilical cord or actual contraction of any muscle subject to voluntary movement, whether the umbilical cord has been severed and whether the placenta is retained.

Death: The permanent disappearance of vital functions.

Natural balance: The difference between the number of live births and the number of deaths during a given period.

Year-on-year change: The year-on-year change compares the level of a variable between the reference month and the same month of the previous year.

Detailed methodological information available at: www.ine.pt, option Products, Metadata system.

Detailed statistical information available at: www.ine.pt, option Products, Statistical data, database, theme Population, subtheme Births and natality rates and subtheme Mortality and life expectancy.



INSTITUTO NACIONAL DE ESTADÍSTICA
STATISTICS PORTUGAL

press release

DIÍSTAQUE

Next Press Release

17th January 2025: “Vital Statistics - Monthly data – December 2024”.
