



18 October 2024

VITAL STATISTICS – Monthly data

September 2024

DEATHS, LIVE BIRTHS AND MARRIAGES

NUMBER OF CELEBRATED MARRIAGES INCREASES 4.2% COMPARED TO THE SAME MONTH OF 2023

In September 2024, the number of deaths was 8,506, lower than the number registered in August 2024 (723 less deaths; -7.8%) and that registered in September 2023 (346 less deaths; -3.9%).

In August 2024, 7,431 children were born alive, corresponding to 3.9% more compared to July 2024 (7,149) and to 1.7% more compared to August 2023 (7,305).

In that month, the natural balance was -1,746, improving compared to the same month of 2023, when it reached -2,242.

In August 2024, 4,983 marriages were celebrated, corresponding to an increase of 17.4% compared to number of marriages held in July 2024 (738 more marriages) and to an increase of 4.2% compared to August 2023 (200 more).

In this press release, Statistics Portugal provides **preliminary data** on the number of deaths per month until September 2024¹, and the number of live births and marriages per month until August 2024, that occurred in the national territory. The indicators published and analyzed are available on the Official Statistics Portal (www.ine.pt), with geographical breakdowns NUTS 2 and NUTS 3. The hyperlinks to these statistics can be found in the Excel file published together with this Press Release. The information is obtained from the Sistema Integrado do Registo e Identificação Civil (SIRIC) until October 11th, 2024.

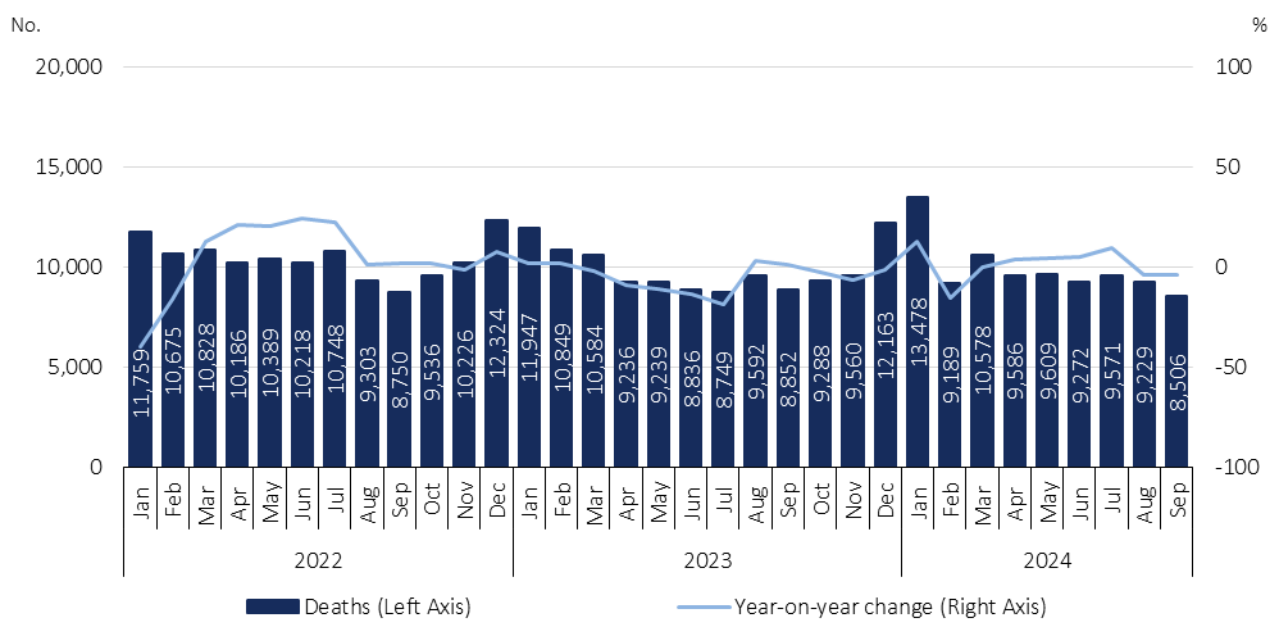
¹ After the release of mortality data for 2022 and considering the decrease of the impact of deaths due to COVID-19 on mortality, the analysis regarding the number of deaths per week was suspended. However, the release of indicators regarding the number of weekly deaths, by NUTS 3 breakdown, until the 40th week of 2024, and daily deaths, by NUTS 2 breakdown, until October 6th, 2024, is assured.



In September 2024, the number of deaths decreased 3.9% compared to the same month of 2023

In September 2024, there were 8,506 deaths, 723 less (-7.8%) than in the previous month. Compared to the same month of 2023, there was a decrease of 346 deaths (-3.9%). The number of deaths due to COVID-19 reduced to 71 (62 less than in August 2024), accounting for 0.8% of all deaths.

Figure 1. Deaths and year-on-year change, January 2022 to September 2024

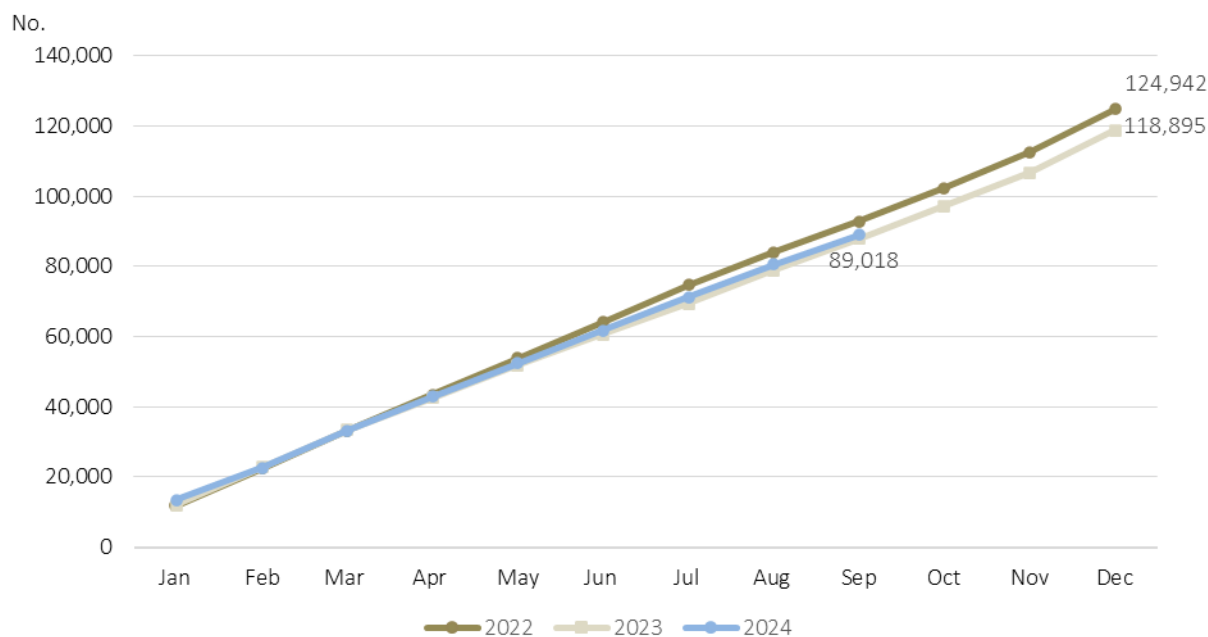


Source: Statistics Portugal, Deaths.



The number of deaths registered in the first nine months of the year (89,018) was higher than the value recorded in the same period of 2023 (1,134 more deaths; +1.3%).

Figure 2. Monthly deaths (cumulative values), 2022 to 2024



Source: Statistics Portugal, Deaths.

The “excess mortality” indicator, calculated by Eurostat, compares the number of deaths recorded each month, in the European Union (EU-27) and EFTA countries, with the average number of monthly deaths in the period 2016-2019. In August 2024, the EU-27 recorded excess mortality. Of the 27 Member States, 23 had excess mortality. In that month, Portugal registered 7.6% more deaths than the average number of deaths recorded in the months of August in the four years prior to the COVID-19 pandemic, 2016-2019.




Figure 3. Monthly excess mortality in EU-27 and EFTA countries, January to August 2024
(Average 2016-2019=100)

| Countries | 2024 | | | | | | | |
|-----------------|--------------|-------------|--------------|--------------|----------------------------|----------------------------|----------------------------|----------------------------|
| | January | February | March | April | May | June | July | August |
| EU 27 | 103.7 | 99.5 | 94.8 | 99.8 | 102.0⁽¹⁾ | 104.0⁽¹⁾ | 105.1⁽¹⁾ | 106.0⁽¹⁾ |
| Austria | 108.5 | 109.1 | 99.1 | 103.9 | 107.3 | 109.0 | 112.2 | 112.1 |
| Belgium | 105.7 | 99.1 | 92.1 | 102.5 | 98.5 | 108.3 | 102.0 | 103.3 |
| Bulgaria | 88.4 | 93.2 | 85.9 | 88.0 | 91.0 | 95.1 | 100.6 | 97.6 |
| Croatia | 93.5 | 101.4 | 88.7 | 91.3 | 93.4 | 95.6 | 103.9 | 104.5 |
| Cyprus | 111.4 | 98.2 | 96.9 | 94.3 | 101.6 | 123.9 | 127.8 | 124.1 |
| Czechia | 101.0 | 100.4 | 89.3 | 95.7 | 97.7 | 101.6 | 101.2 | 101.5 |
| Denmark | 111.0 | 101.9 | 94.4 | 104.2 | 103.0 | 105.1 | 107.2 | 108.0 |
| Estonia | 111.7 | 100.1 | 96.5 | 101.4 | 98.2 | 105.7 | 97.0 | 102.9 |
| Finland | 108.5 | 105.1 | 99.2 | 103.2 | 104.8 | 105.6 | 107.6 | 112.3 |
| France | 106.5 | 104.3 | 99.6 | 103.2 | 104.8 | 109.7 | 104.5 | 105.3 |
| Germany | 110.8 | 104.5 | 94.2 | 104.0 | 106.9 | 109.4 | 104.3 | 107.0 |
| Greece | 100.1 | 98.1 | 95.6 | 94.8 | 103.1 | 106.6 | 123.0 | 111.7 |
| Hungary | 92.7 | 92.5 | 90.1 | 93.6 | 97.3 | 96.6 | 108.0 | 102.0 |
| Ireland | 105.8 | 109.4 | 111.1 | 112.0 | 110.7 | 115.4 | 117.2 | 119.3 |
| Italy | 96.2 | 94.2 | 92.1 | 96.7 | 99.5 | 97.9 | 104.9 | 107.5 |
| Latvia | 98.1 | 96.5 | 85.7 | 85.0 | 90.0 | 94.7 | 89.0 | 95.3 |
| Lithuania | 93.2 | 90.3 | 89.9 | 92.9 | 92.8 | 98.7 | 95.2 | 99.4 |
| Luxembourg | 98.3 | 104.7 | 102.9 | 109.7 | 104.9 | 114.1 | 112.9 | 104.8 |
| Malta | 108.4 | 103.1 | 107.9 | 117.9 | 115.8 | 111.1 | 127.5 | 137.6 |
| Netherlands | 115.1 | 112.6 | 107.9 | 117.2 | 113.0 | 115.2 | 112.5 | 114.4 |
| Poland | 100.2 | 96.9 | 92.3 | 97.5 | 101.3 | 100.8 | 101.2 | 104.4 |
| Portugal | 109.6 | 90.0 | 104.7 | 105.2 | 110.7 | 112.0 | 115.3 | 107.6 |
| Romania | 94.0 | 92.1 | 84.2 | 82.5 | x | x | x | x |
| Slovakia | 103.9 | 98.5 | 91.5 | 93.2 | 102.0 | 102.0 | 105.0 | 102.4 |
| Slovenia | 102.9 | 107.8 | 96.9 | 101.3 | 100.2 | 106.7 | 113.7 | 110.0 |
| Spain | 108.8 | 95.9 | 101.5 | 104.2 | 106.9 | 106.9 | 108.7 | 108.5 |
| Sweden | 103.6 | 95.8 | 90.8 | 94.7 | 99.3 | 102.3 | 100.1 | 103.0 |
| Iceland | 130.7 | 105.9 | 123.7 | 103.4 | 117.7 | 110.0 | 108.6 | 126.2 |
| Liechtenstein | 87.6 | 159.1 | 94.7 | 137.9 | 129.7 | 147.3 | 80.0 | 86.7 |
| Norway | 106.8 | 103.7 | 101.1 | 102.8 | 108.9 | 110.2 | 106.3 | 112.3 |
| Switzerland | 104.5 | 105.3 | 101.2 | 108.3 | 105.5 | 109.5 | 109.0 | 116.8 |

(1) Estimated value

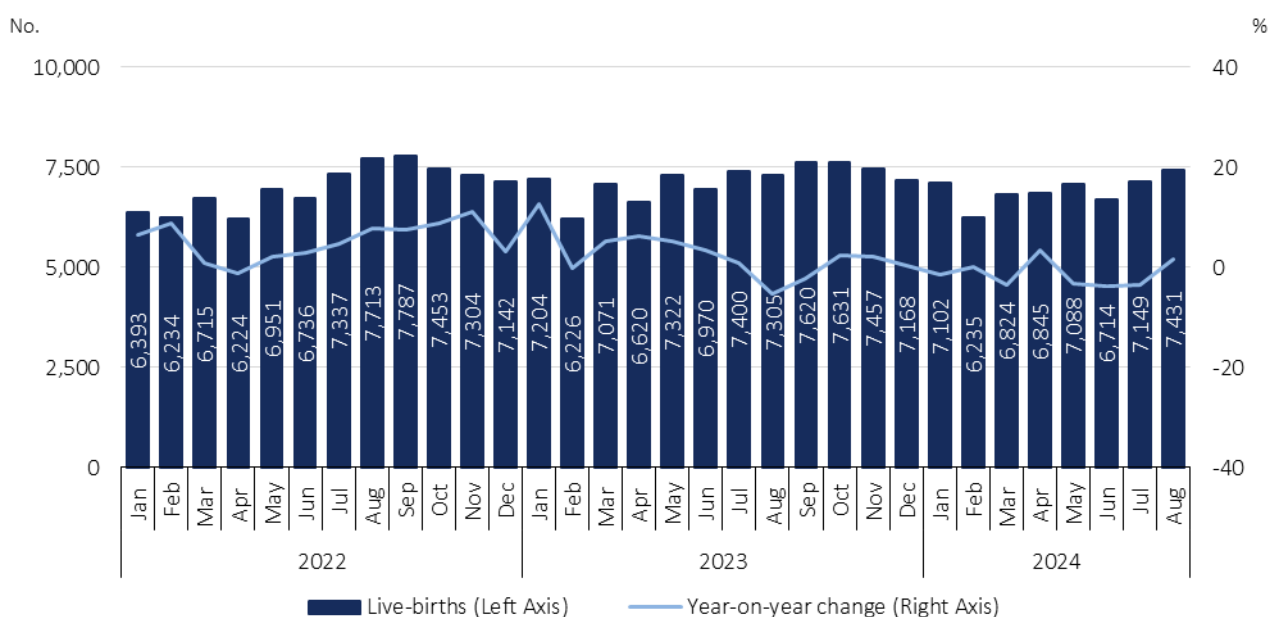
x – Value not available.

Source: Eurostat, [Excess mortality – monthly data](#) (extracted on 16/10/2024)

In August 2024, the number of live births increased 1.7% compared to August 2023

In August 2024, 7,431 children were born alive, corresponding to an increase of 3.9% (282 more) compared to July 2024 and to an increase of 1.7% (126 more) compared to the same month of 2023.

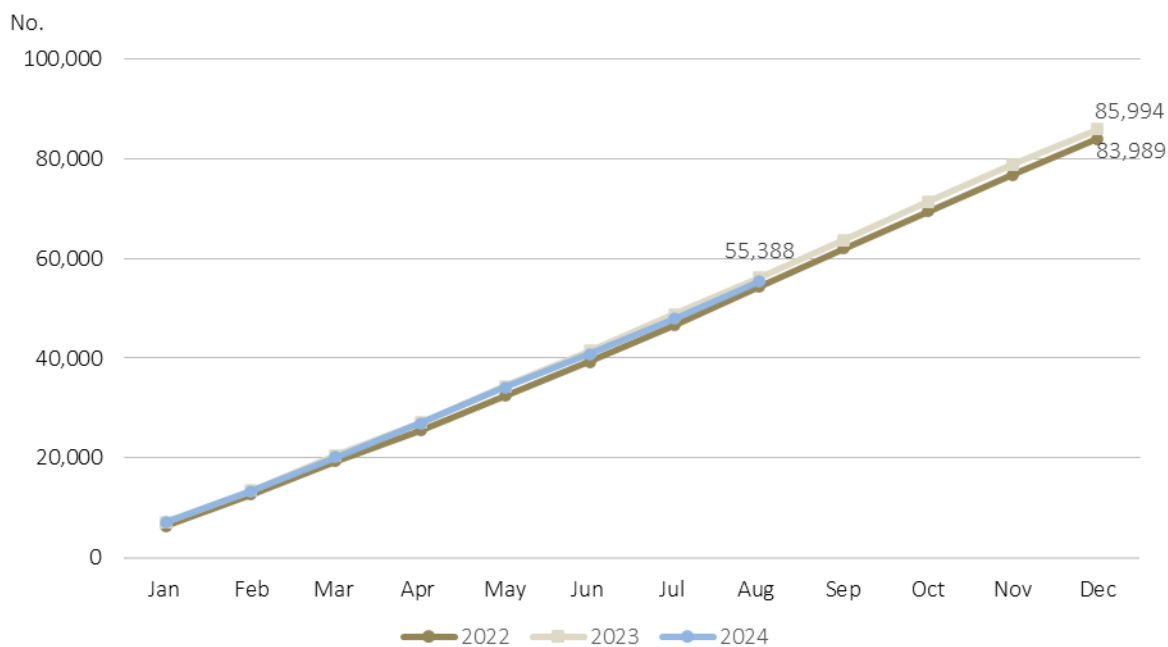
Figure 4. Live births and year-on-year change, January 2022 to August 2024



Source: Statistics Portugal, Live births.

The number of live births registered in the first eight months of the year (55,388) was lower than that registered in same period of 2023, by 730 (-1.3%).

Figure 5. Monthly live births (cumulative values), 2022 to 2024



Source: Statistics Portugal, Live births.

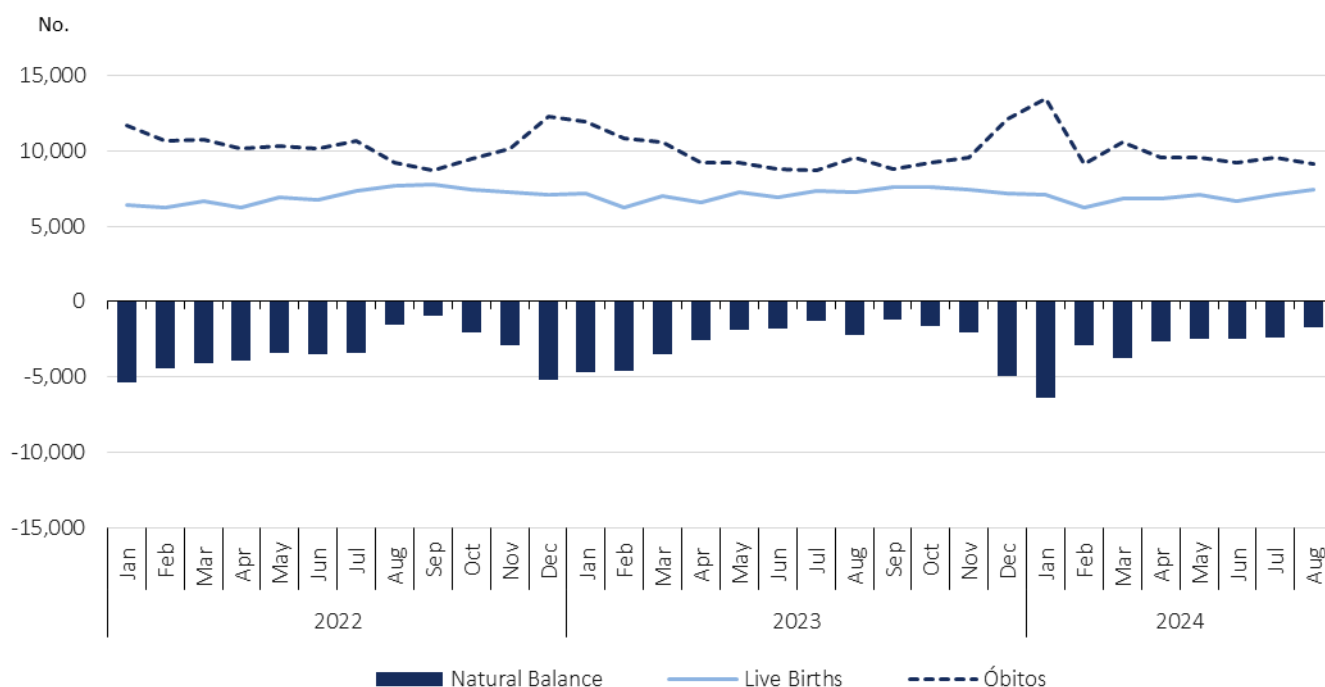


Natural balance of -1,746 in August 2024

In August 2024, the natural balance registered the value of -1,746, improving compared to the figure of July 2024 (-2,399) and compared to that of the same month of 2023 (-2,242).

In the first eight months of the year, the cumulative value of the natural balance was -24,885, worsening compared to the value registered in the same period of 2023 (-22,704).

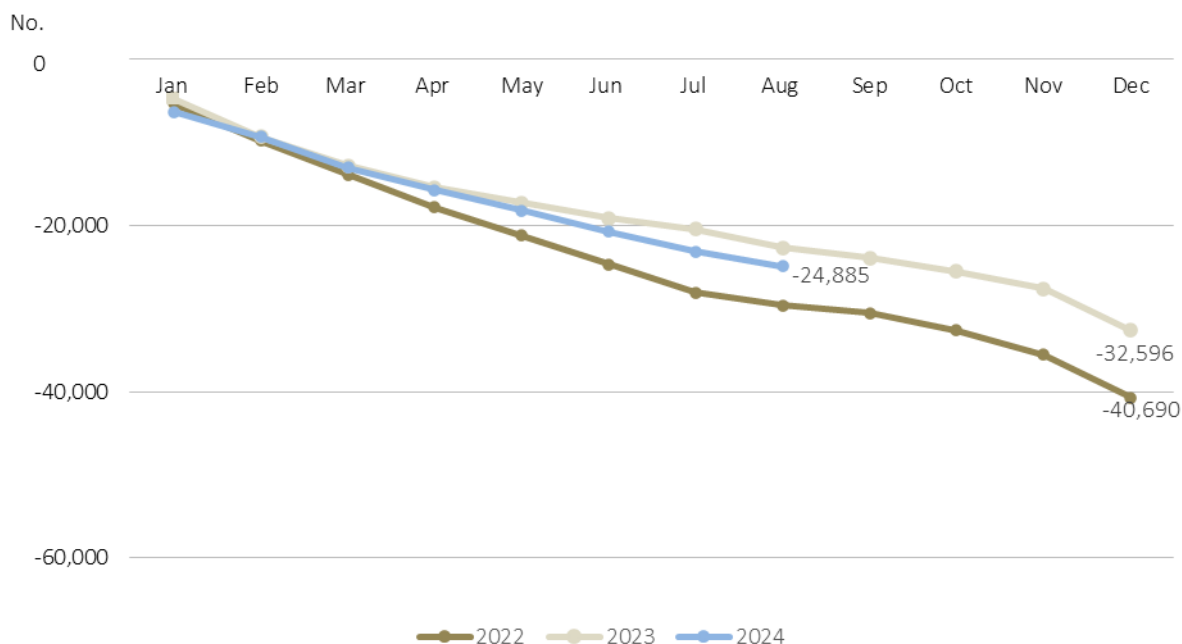
Figure 6. Live births, deaths, and natural balance², Portugal, January 2022 to August 2024



Source: Statistics Portugal, Live births, Deaths, and Demographic indicators.

² The natural balance is calculated based on the number of live births of mothers residing in Portugal and the number of deaths of residents in Portugal.

Figure 7. Monthly natural balance (cumulative values), 2022 to 2024



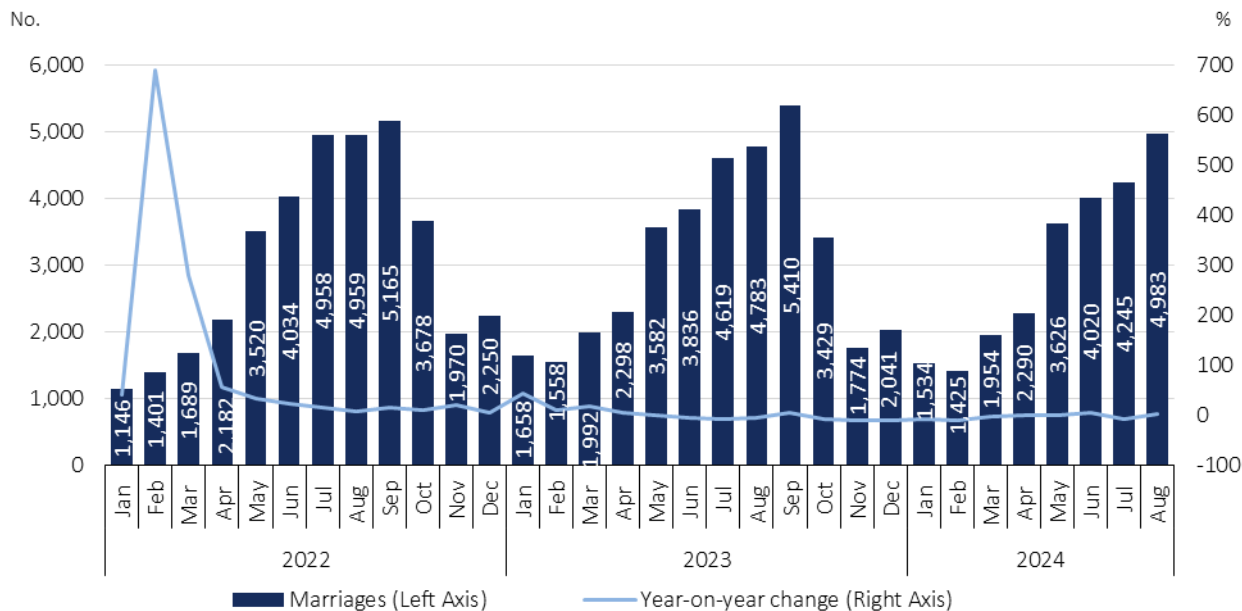
Source: Statistics Portugal, Live births, Deaths, and Demographic indicators.

In August 2024, the number of celebrated marriages increased 4.2% compared to August 2023

In August 2024, 4,983 marriages were celebrated, higher than the number registered in July 2024 (738 more; +17.4%) and higher than in August 2023 (200 more marriages; +4.2%).

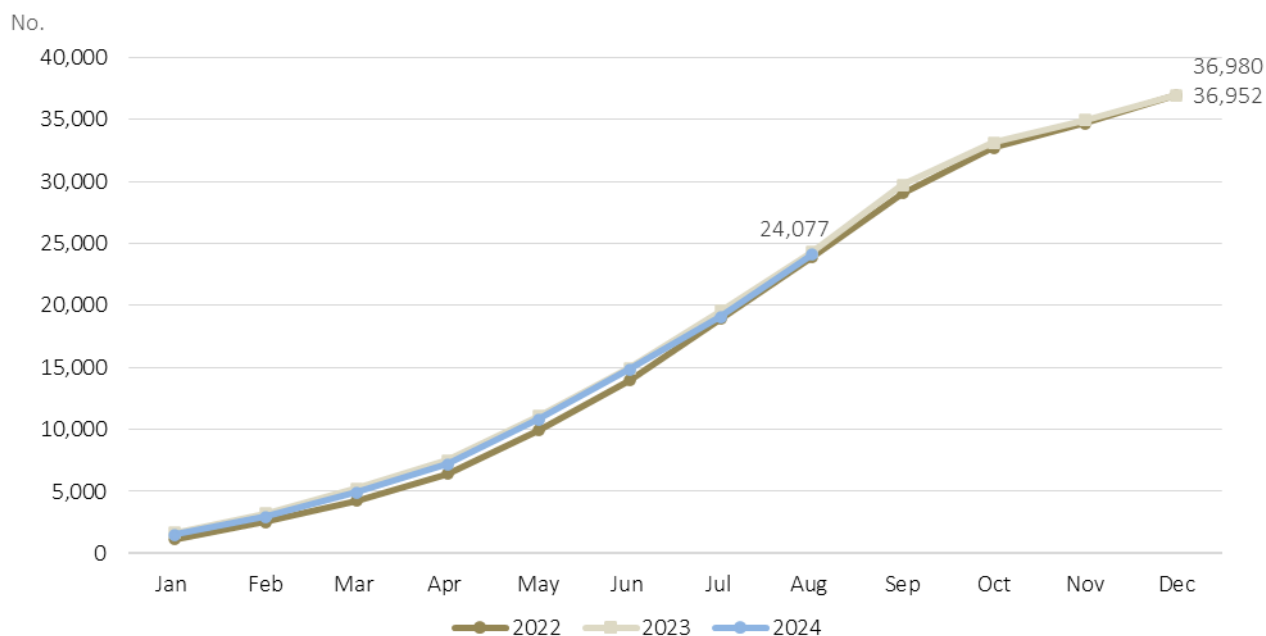
In the first eight months of 2024, 24,077 marriages were celebrated, 249 less (-1.0%) than in the same period of 2023.

Figure 8. Marriages and year-on-year change, January 2022 to August 2024



Source: Statistics Portugal, Marriages.

Figure 9. Monthly marriages (cumulative values), 2022 to 2024



Source: Statistics Portugal, Marriages.



TECHNICAL NOTE

Statistics Portugal releases the **preliminary** monthly **numbers** of deaths, live births, and marriages based on the information registered in the Civil Register Offices until October 11th, 2024. Indicators on the preliminary monthly number of live births, deaths, and marriages, from January to August 2024, with geographical breakdowns up to NUTS 3, by NUTS 2013 and NUTS 2024, as well as weekly number of deaths, until the 40th week 2024, by NUTS 3 and daily number of deaths, until October 6th, 2024, by NUTS 2 are made available on the Statistics Portugal Website.

Data are obtained from statistical operations of direct and exhaustive collection on live births, deaths and marriages in Portuguese territory using facts that are subject to compulsory civil registration (birth and death) in the Sistema Integrado do Registo e Identificação Civil (SIRIC).

In addition to administrative information obtained from Civil Register Offices, Statistics Portugal collects an additional set of variables identified as statistically pertinent to the National Statistic System (NSS) and the European Statistical System (EES). Data is recorded and sent electronically, in compliance with the requirements set out by Statistics Portugal and laid down in liaison with the Instituto de Registos e Notariado (IRN) and the Instituto de Gestão Financeira e Equipamentos da Justiça (IGFEJ).

DEFINITIONS

Marriage: Contract signed by two persons that intend to start a family in full partnership and cohabitation according to legislation. Note: marriage can be held between persons from different or same sex.

Live birth: This is the complete expulsion or extraction from the mother's body, irrespective of the duration of the pregnancy, of a product of fertilization that, after separation, breathes or shows any other signs of life, such as a beating of the heart or umbilical cord or actual contraction of any muscle subject to voluntary movement, whether the umbilical cord has been severed and whether the placenta is retained.

Death: The permanent disappearance of vital functions.

Natural balance: The difference between the number of live births and the number of deaths during a given period.

Year-on-year change: The year-on-year change compares the level of a variable between the reference month and the same month of the previous year.

Detailed methodological information available at: www.ine.pt, option Products, Metadata system.

Detailed statistical information available at: www.ine.pt, option Products, Statistical data, database, theme Population, subtheme Births and natality rates and subtheme Mortality and life expectancy.



INSTITUTO NACIONAL DE ESTATÍSTICA
STATISTICS PORTUGAL

press release

DIÍSTAQUE

Next Press Release

15th November 2024: “Vital Statistics - Monthly data – October 2024”.
