



13 September 2024

VITAL STATISTICS – Monthly data

August 2024

## DEATHS, LIVE BIRTHS AND MARRIAGES

### NUMBER OF LIVE BIRTHS DECREASES 3.9% COMPARED TO THE SAME MONTH OF 2023

In August 2024, the number of deaths was 9,124, lower than the number registered in July 2024 (435 less deaths; -4.6%) and that registered in August 2023 (468 less deaths; -4.9%).

In July 2024, 7,110 children were born alive, corresponding to 6.2% more compared to June 2024 (6,695) and to 3.9% less compared to July 2023 (7,400).

In that month, the natural balance was -2,430, worsening compared to the same month of 2023, when it reached -1,324.

In July 2024, 4,191 marriages were celebrated, corresponding to an increase of 5.0% compared to number of marriages held in June 2024 (198 more marriages), but to a decrease of 9.3% compared to July 2023 (428 less).

---

In this press release, Statistics Portugal provides **preliminary data** on the number of deaths per month until August 2024<sup>1</sup>, and the number of live births and marriages per month until July 2024, that occurred in the national territory. The indicators published and analyzed are available on the Official Statistics Portal ([www.ine.pt](http://www.ine.pt)), with geographical breakdowns NUTS 2 and NUTS 3. The hyperlinks to these statistics can be found in the Excel file published together with this Press Release. The information is obtained from the Sistema Integrado do Registo e Identificação Civil (SIRIC) until September 6<sup>th</sup>, 2024.

---

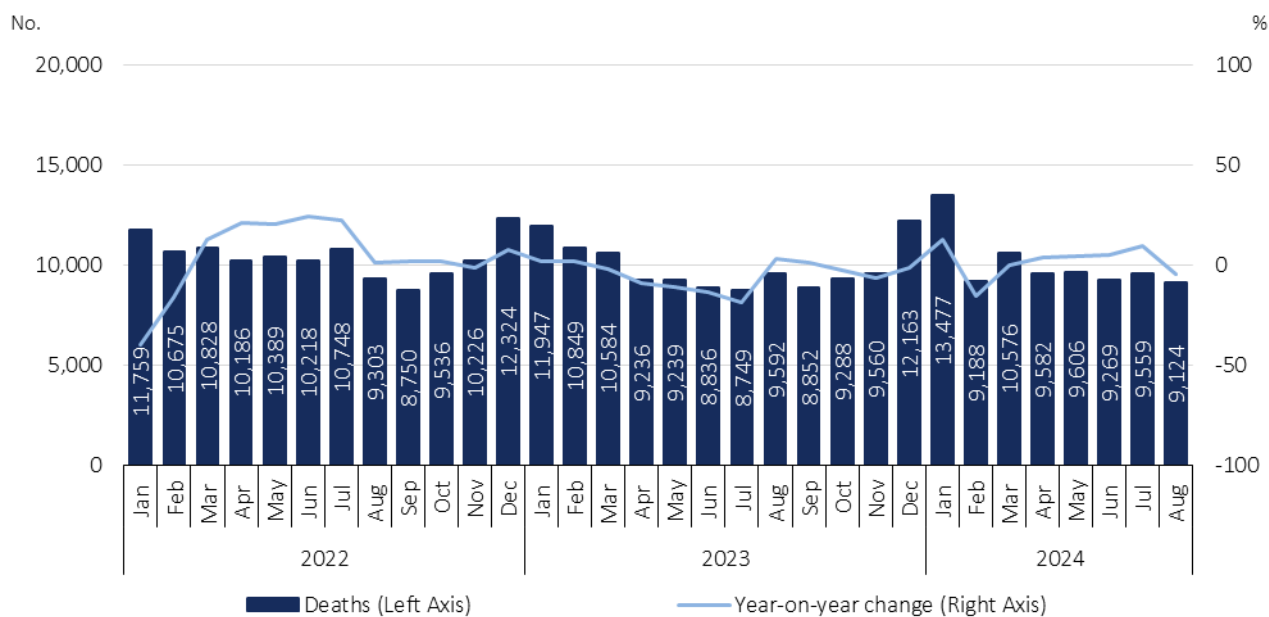
<sup>1</sup> After the release of mortality data for 2022 and considering the decrease of the impact of deaths due to COVID-19 on mortality, the analysis regarding the number of deaths per week was suspended. However, the release of indicators regarding the number of weekly deaths, by NUTS 3 breakdown, until the 35<sup>th</sup> week of 2024, and daily deaths, by NUTS 2 breakdown, until September 1<sup>st</sup>, 2024, is assured.



In August 2024, the number of deaths decreased 4.9% compared to the same month of 2023

In August 2024, there were 9,124 deaths, 435 less (-4.6%) than in the previous month. Compared to the same month of 2023, there was a decrease of 468 deaths (-4.9%). The number of deaths due to COVID-19 reduced to 133 (171 less than in July 2024), accounting for 1.5% of all deaths.

Figure 1. Deaths and year-on-year change, January 2022 to August 2024

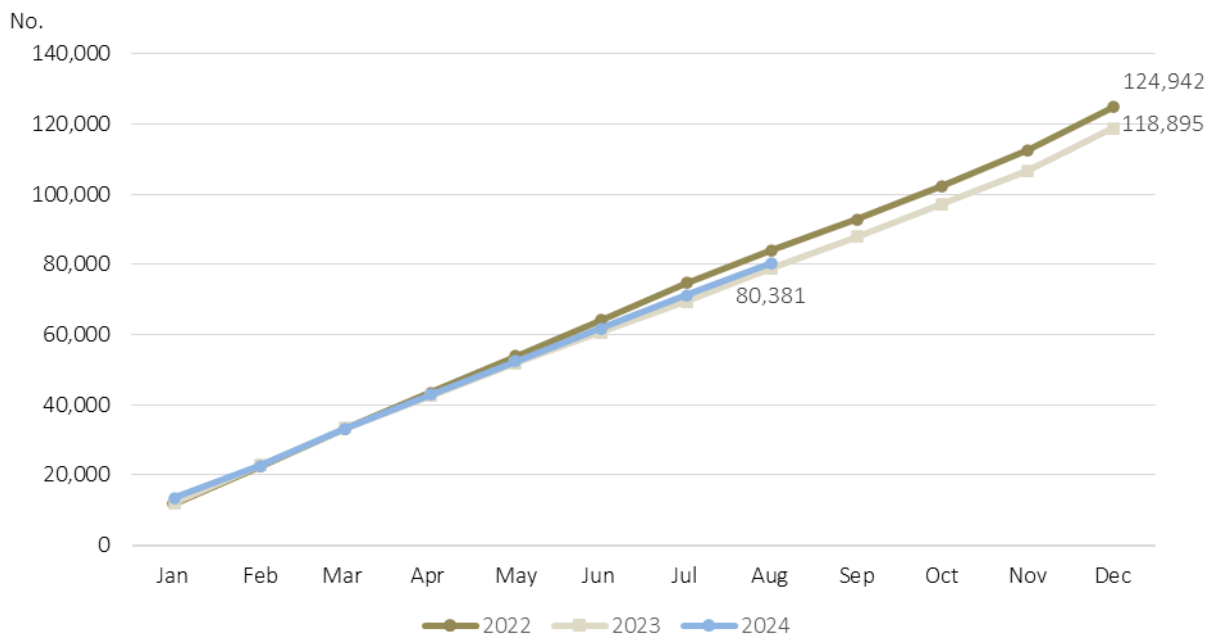


Source: Statistics Portugal, Deaths.



The number of deaths registered in the first eight months of the year (80,381) was higher than the value recorded in the same period of 2023 (1,349 more deaths; +1.7%).

Figure 2. Monthly deaths (cumulative values), 2022 to 2024



Source: Statistics Portugal, Deaths.

The “excess mortality” indicator, calculated by Eurostat, compares the number of deaths recorded each month, in the European Union (EU-27) and EFTA countries, with the average number of monthly deaths in the period 2016-2019. In June 2024, the EU-27 recorded excess mortality. Of the 27 Member States, 19 had excess mortality that month. Of these, Cyprus, Ireland, the Netherlands, Luxembourg, Portugal and Malta had the highest excess mortality rates. In that month, Portugal registered 11.2% more deaths than the average number of deaths recorded in the months of June in the 4 years prior to the COVID-19 pandemic, 2016-2019.




Figure 3. Monthly excess mortality in EU-27 and EFTA countries, January to June 2024  
(Average 2016-2019=100)

Countries	2024					
	January	February	March	April	May	June
<b>EU 27</b>	<b>103.5</b>	<b>99.3</b>	<b>94.6</b>	<b>99.5</b>	<b>101.7</b>	<b>103.3<sup>(1)</sup></b>
Austria	101.1	101.4	92.1	96.4	99.7	101.1
Belgium	105.6	99.0	92.0	102.4	98.3	107.8
Bulgaria	88.2	93.0	85.7	87.4	89.8	93.8
Croatia	93.5	101.3	88.6	91.2	93.3	97.6
Cyprus	111.0	97.5	96.1	93.3	102.6	128.9
Czechia	100.7	100.2	89.2	95.1	97.1	99.8
Denmark	111.0	101.9	94.4	104.2	103.0	103.1
Estonia	111.4	100.0	96.2	101.0	97.3	103.7
Finland	108.5	105.1	99.2	103.0	104.7	106.3
France	106.5	104.2	99.5	103.1	104.5	108.5
Germany	110.7	104.4	94.0	103.7	106.4	109.8
Greece	100.1	98.1	95.6	94.8	103.5	109.3
Hungary	92.7	92.5	90.0	93.6	97.1	94.7
Ireland	105.8	109.4	111.1	112.0	110.7	115.3
Italy	96.1	94.0	91.8	96.1	98.1	95.6
Latvia	98.1	96.5	85.7	85.0	90.0	94.9
Lithuania	93.2	90.3	89.9	92.9	92.8	98.7
Luxembourg	98.3	104.7	102.9	109.7	104.9	114.1
Malta	108.4	103.1	107.9	117.9	115.8	110.3
Netherlands	115.0	112.6	107.9	117.1	113.0	115.0
Poland	100.2	96.9	92.3	97.4	101.3	100.5
<b>Portugal</b>	<b>109.6</b>	<b>90.0</b>	<b>104.6</b>	<b>105.2</b>	<b>110.5</b>	<b>111.2</b>
Romania	94.0	92.1	84.2	82.8	x	x
Slovakia	103.7	98.1	91.1	92.5	101.9	93.8
Slovenia	102.9	107.8	96.9	101.3	100.2	108.0
Spain	108.7	95.9	101.4	104.1	106.7	106.4
Sweden	103.3	95.8	90.7	94.6	99.2	x
Iceland	130.7	105.9	123.7	102.4	117.7	x
Liechtenstein	83.5	159.1	94.7	137.9	124.6	141.0
Norway	106.6	103.4	100.9	102.7	108.4	109.0
Switzerland	104.3	105.1	100.9	107.4	105.0	114.1

(1) Estimated value.

x – Value not available.

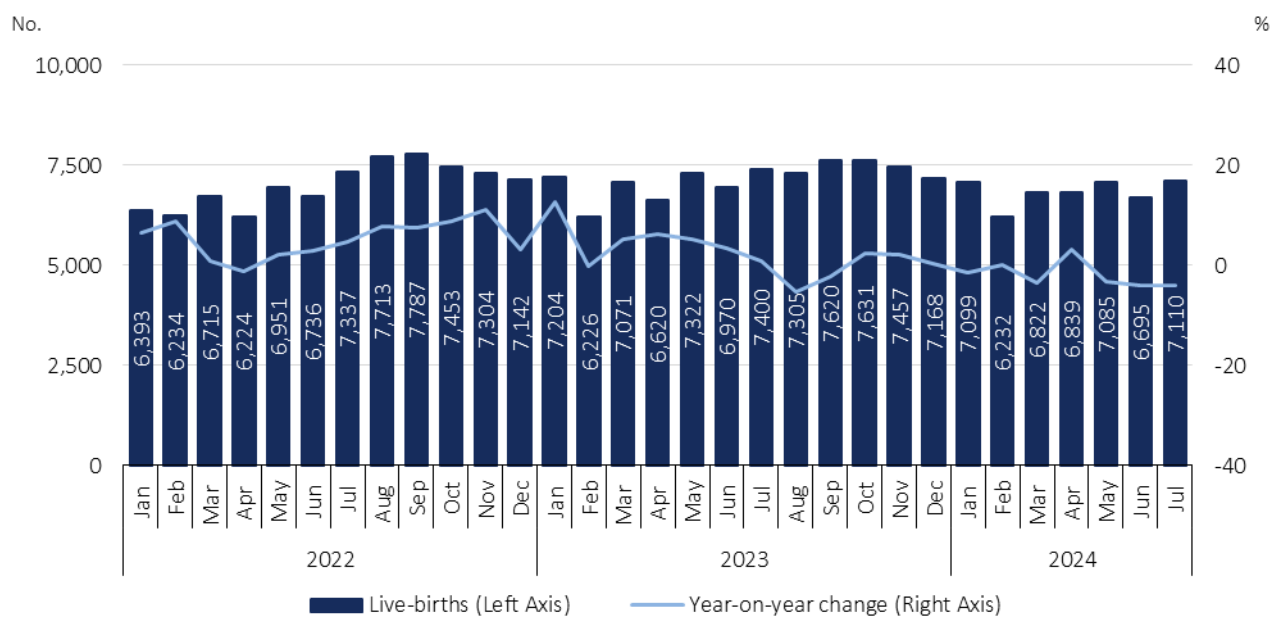
Source: Eurostat, [Excess mortality – monthly data](#) (extracted on 09/09/2024)



In July 2024, the number of live births decreased 3.9% compared to July 2023

In July 2024, 7,110 children were born alive, corresponding to an increase of 6.2% (415 more) compared to June 2024, but to a decrease of 3.9% (290 less) compared to the same month of 2023.

Figure 4. Live births and year-on-year change, January 2022 to July 2024

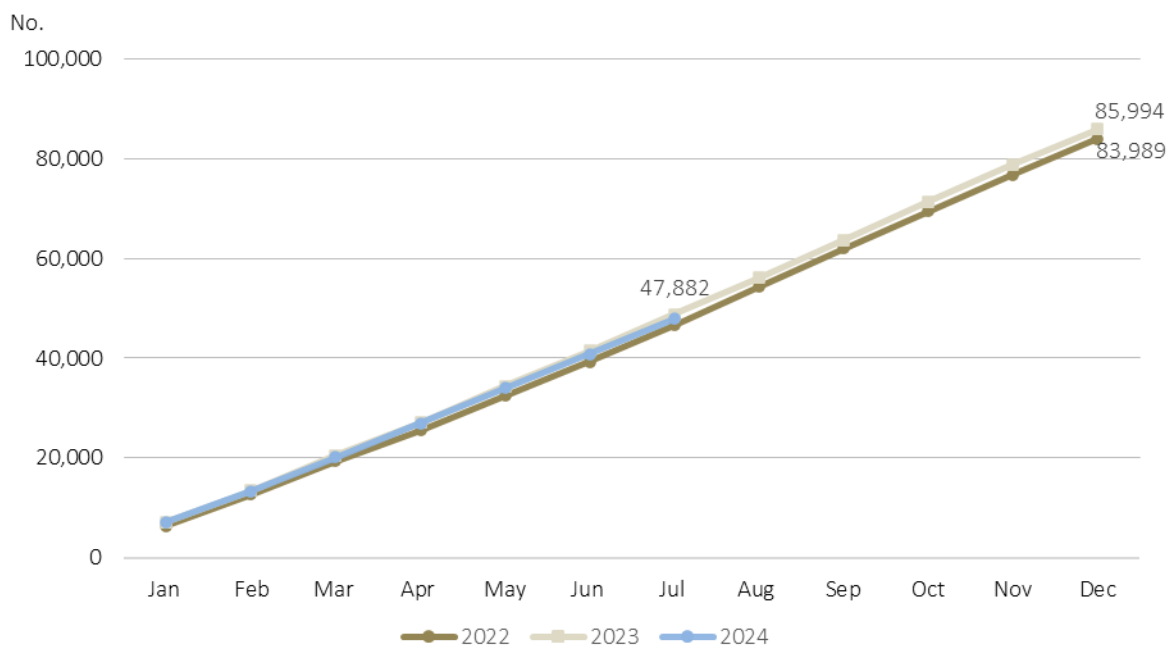


Source: Statistics Portugal, Live births.

The number of live births registered in the first seven months of the year (47,882) was lower than that registered in same period of 2023, by 931(-1.9%).



Figure 5. Monthly live births (cumulative values), 2022 to 2024



Source: Statistics Portugal, Live births.

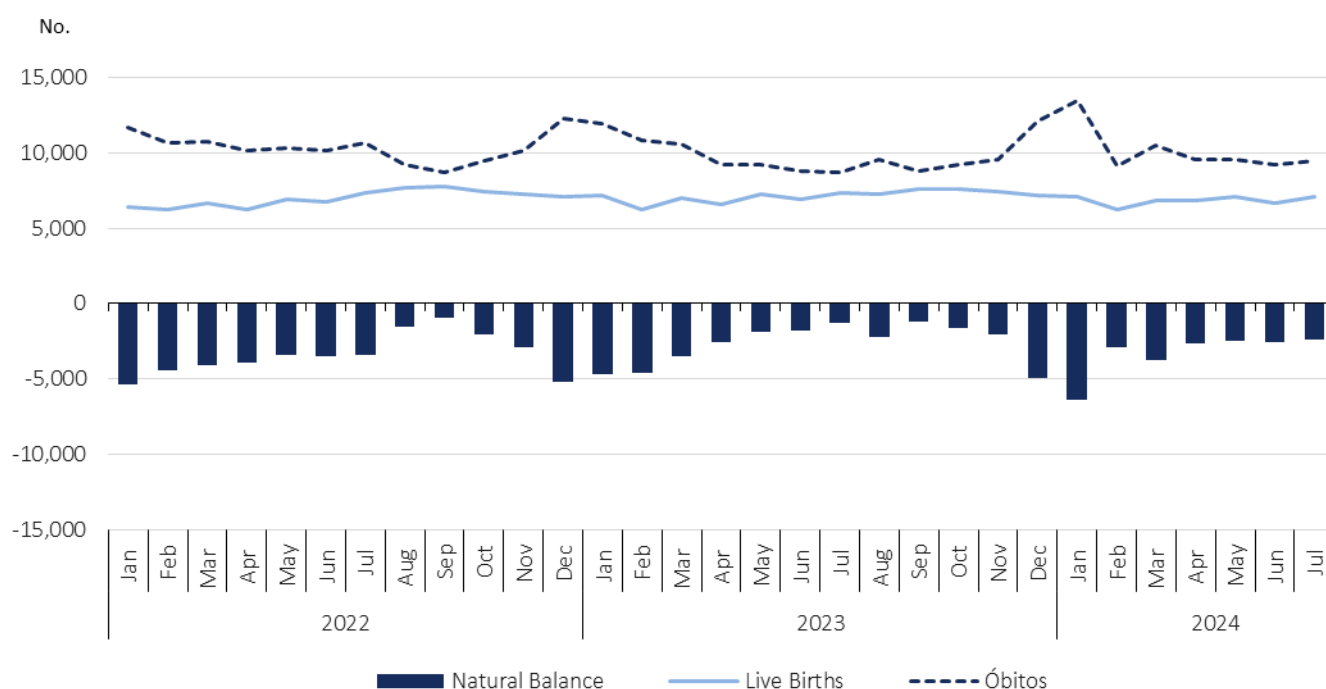


## Natural balance of -2,430 in July 2024

In July 2024, the natural balance registered the value of -2,430, improving compared to the figure of June 2024 (-2,531), but worsening compared to that of the same month of 2023 (-1,324).

In the first seven months of the year, the cumulative value of the natural balance was -23,193, worsening compared to the value registered in the same period of 2023 (-20,462).

Figure 6. Live births, deaths, and natural balance<sup>2</sup>, Portugal, January 2022 to July 2024

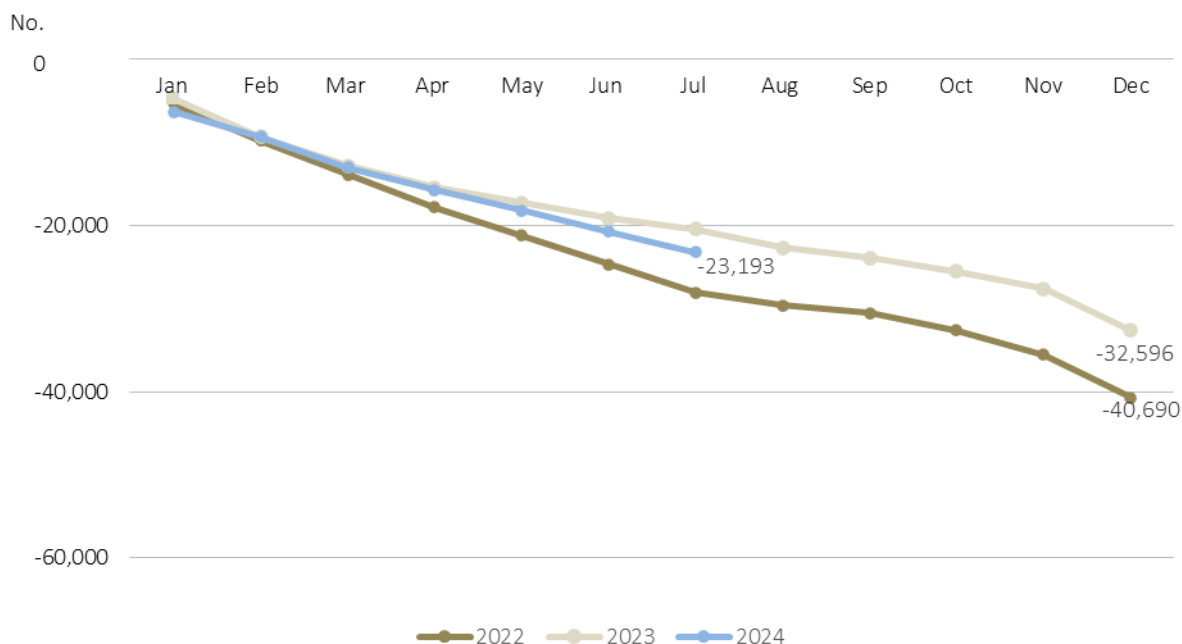


Source: Statistics Portugal, Live births, Deaths, and Demographic indicators.

<sup>2</sup> The natural balance is calculated based on the number of live births of mothers residing in Portugal and the number of deaths of residents in Portugal.



Figure 7. Monthly natural balance (cumulative values), 2022 to 2024



Source: Statistics Portugal, Live births, Deaths, and Demographic indicators.

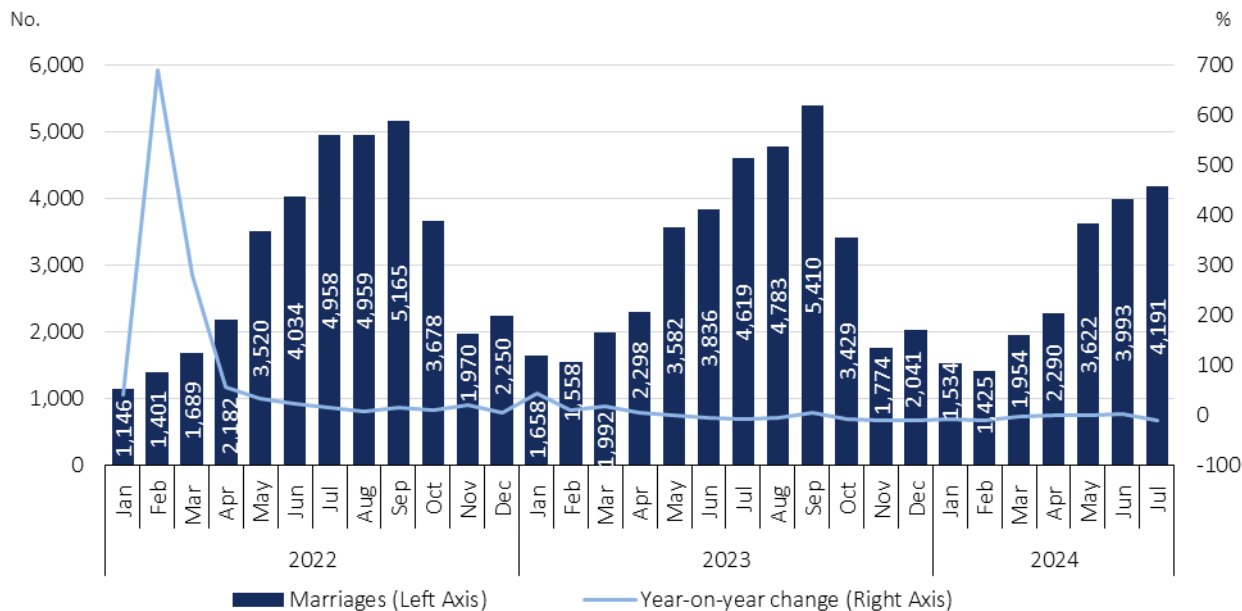
In July 2024, the number of celebrated marriages decreased 9.3% compared to July 2023

In July 2024, 4,191 marriages were celebrated, higher than the number registered in June 2024 (198 more; +5.0%), but lower than in July 2023 (428 less marriages; -9.3%).

In the first seven months of 2024, 19,009 marriages were celebrated, 534 less (-2.7%) than in the same period of 2023.

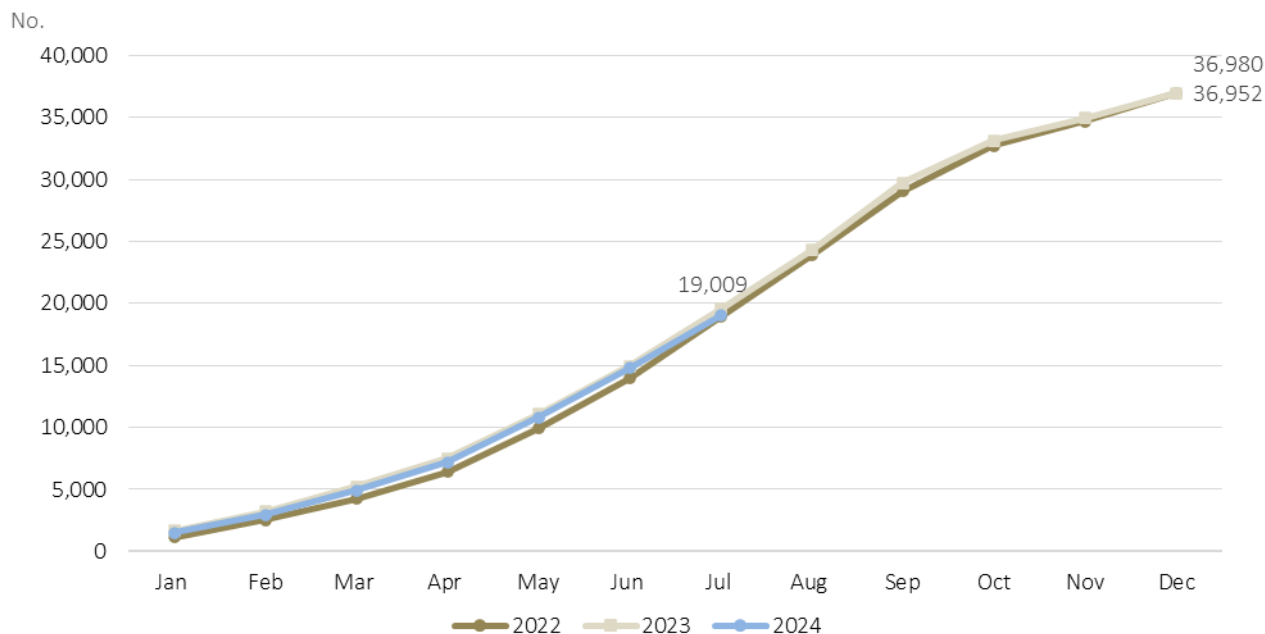


Figure 8. Marriages and year-on-year change, January 2022 to July 2024



Source: Statistics Portugal, Marriages.

Figure 9. Monthly marriages (cumulative values), 2022 to 2024



Source: Statistics Portugal, Marriages.



---

## TECHNICAL NOTE

Statistics Portugal releases the **preliminary** monthly **numbers** of deaths, live births, and marriages based on the information registered in the Civil Register Offices until September 6<sup>th</sup>, 2024. Indicators on the preliminary monthly number of live births, deaths, and marriages, from January to July 2024, with geographical breakdowns up to NUTS 3, by NUTS 2013 and NUTS 2024, as well as weekly number of deaths, until the 35<sup>th</sup> week 2024, by NUTS 3 and daily number of deaths, until September 1<sup>st</sup>, 2024, by NUTS 2 are made available on the Statistics Portugal Website.

Data are obtained from statistical operations of direct and exhaustive collection on live births, deaths and marriages in Portuguese territory using facts that are subject to compulsory civil registration (birth and death) in the Sistema Integrado do Registo e Identificação Civil (SIRIC).

In addition to administrative information obtained from Civil Register Offices, Statistics Portugal collects an additional set of variables identified as statistically pertinent to the National Statistic System (NSS) and the European Statistical System (EES). Data is recorded and sent electronically, in compliance with the requirements set out by Statistics Portugal and laid down in liaison with the Instituto de Registos e Notariado (IRN) and the Instituto de Gestão Financeira e Equipamentos da Justiça (IGFEJ).

## DEFINITIONS

**Marriage:** Contract signed by two persons that intend to start a family in full partnership and cohabitation according to legislation. Note: marriage can be held between persons from different or same sex.

**Live birth:** This is the complete expulsion or extraction from the mother's body, irrespective of the duration of the pregnancy, of a product of fertilization that, after separation, breathes or shows any other signs of life, such as a beating of the heart or umbilical cord or actual contraction of any muscle subject to voluntary movement, whether the umbilical cord has been severed and whether the placenta is retained.

**Death:** The permanent disappearance of vital functions.

**Natural balance:** The difference between the number of live births and the number of deaths during a given period.

**Year-on-year change:** The year-on-year change compares the level of a variable between the reference month and the same month of the previous year.

---

Detailed methodological information available at: [www.ine.pt](http://www.ine.pt), option Products, Metadata system.

Detailed statistical information available at: [www.ine.pt](http://www.ine.pt), option Products, Statistical data, database, theme Population, subtheme Births and natality rates and subtheme Mortality and life expectancy.



INSTITUTO NACIONAL DE ESTATÍSTICA  
STATISTICS PORTUGAL

press release

DIÍSTAQUE

---

**Next Press Release**

18<sup>th</sup> October 2024: “Vital Statistics - Monthly data – September 2024”.

---