



16 July 2024

Statistics on house prices at local level
1st quarter of 2024

HOUSE PRICES ACCELERATE IN 14 OF THE 24 MOST POPULOUS MUNICIPALITIES

In the 1st quarter of 2024, the median house price of dwelling sales in Portugal was 1,644 €/m², corresponding to a year-on-year growth rate of 5.0% (7.9% in the previous quarter). Compared to the same period of the last year, the median house price increased in 19 of the 26 NUTS 3 sub-regions, with Baixo Alentejo standing out with the highest growth (28.5%).

The five sub-regions with the highest median house prices – Grande Lisboa, Algarve, Região Autónoma da Madeira, Península de Setúbal and Área Metropolitana do Porto, – also had the highest values in both categories of the purchaser's tax residence (national territory and foreign). In Grande Lisboa and Área Metropolitana do Porto, the median price (€/m²) of transactions carried out by purchasers with tax residence abroad exceeded the price of transactions by purchasers with tax residence in the national territory by 82.3% and 47.5%, respectively.

In the 1st quarter of 2024, the housing prices slowed down in ten of the 24 municipalities with more than 100 thousand inhabitants (18 in the 4th quarter of 2023). In the opposite direction, there was an increase in the year-on-year growth rates in 14 municipalities, most notably in Funchal with an increase of 17.6 percentage points (p.p.). The municipality of Porto recorded an increase of 3.6 p.p. and Lisboa of 0.5 p.p. The municipalities of Lisboa (4,190 €/m²), Cascais (3,881 €/m²) and Oeiras (3,281 €/m²) recorded the highest house prices.

Introductory Note

Statistics Portugal (INE) releases a new edition of house prices at local level based on administrative data from the Tax and Customs Authority (AT), benefiting from the protocol of collaboration between the two entities.

The values released refer to the median (value that separates the sorted set of prices per square meter in two equal parts) of dwellings sales (€/m²).

This press release is structured in three sections. The first, presents results for the 1st quarter of 2024 for all NUTS 3 sub-regions. In the second section, the results for the 24 municipalities with more than 100 thousand inhabitants are shown. These first two sections provide an indication of the most recent market trends. However, this analysis cannot be extended to the less populated municipalities, given the small number of transactions. For this reason, the third section of the press release shows the results for the last 12 months ending in the reference quarter for the country, NUTS 3 sub-regions, as well as for all the municipalities and for the parishes of Lisboa and Porto. Of course, the consideration in this case of an annual period may not show the most recent trends, although it eliminates possible seasonal effects on house prices behaviour.



In parallel, the information from the interactive web platform '[House prices - Cities](#)' (compatible with mobile devices) is updated, allowing the interactive search of median price of dwelling sales (€/m²) based on the statistical section and a 500m x 500m grid for the cities with more than 100 thousand inhabitants: Lisboa, Porto, Vila Nova de Gaia, Amadora, Braga, Funchal and Coimbra.

1. Quarterly results: Values for NUTS 3 sub-regions

In the 1st quarter of 2024, the median house price of dwelling sales in Portugal was 1,644 €/m², corresponding to an increase of 1.5% compared to the 4th quarter of 2023 and of 5.0% compared to the same quarter of the previous year. This last rate was lower than that observed in the previous quarter, which stood at 7.9%.

In the period under analysis, the sub-regions of Grande Lisboa (2,795 €/m²), Algarve (2,666 €/m²), Região Autónoma da Madeira (2,046 €/m²), Península de Setúbal (1,987 €/m²) and Área Metropolitana do Porto (1,847 €/m²) recorded higher median house prices than the country. Of these, only Grande Lisboa (4.3%) and Algarve (2.2%) recorded year-on-year growth rates lower than the national rate.

In the 1st quarter of 2024, Beiras e Serra da Estrela sub-region recorded the greatest year-on-year decrease in house prices (7.5%). In the opposite direction, Baixo Alentejo recorded the highest growth compared to the same quarter of the previous year (28.5%).

As in previous quarters, Alto Alentejo recorded the lowest median house price of dwelling sales (504 €/m²).



Figure 1. Median value per m² of dwellings sales for Portugal and NUTS 3, 1st quarter of 2023 and 1st quarter of 2024

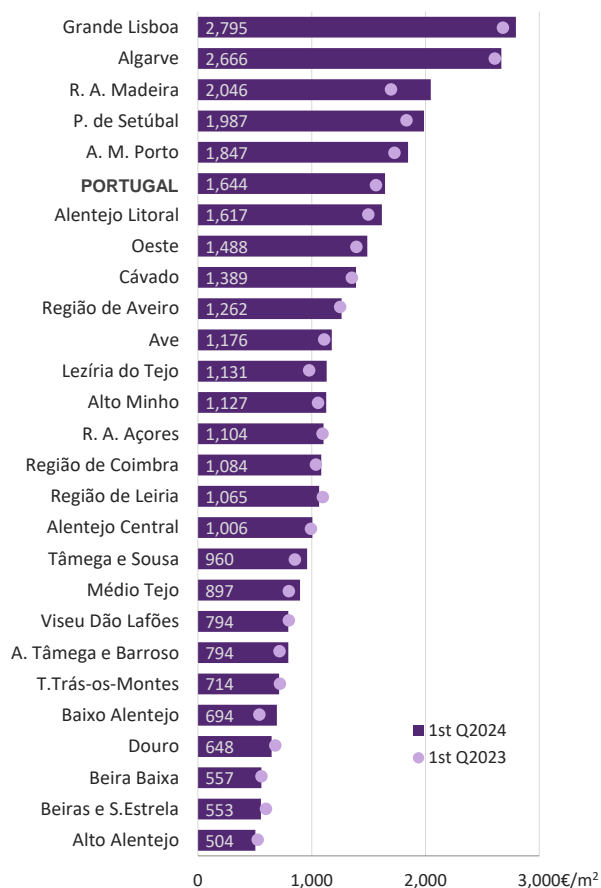
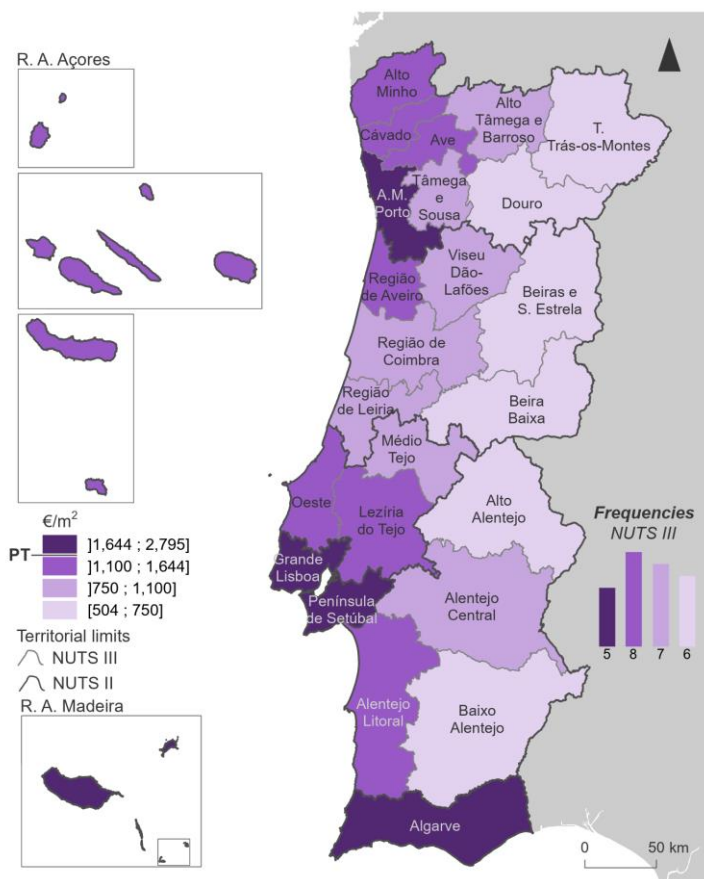


Figure 2. Median value per m² of dwellings sales for Portugal and NUTS 3, 1st quarter of 2024



In the 1st quarter of 2024, the median house price of dwelling sales in Portugal involving purchasers with foreign tax residence was 2,248 €/m² (6.8% less than in the same quarter last year) and in the case of transactions by purchasers with national tax residence this value was 1,616 €/m² (6.0% more than in the same quarter of 2023).

The sub-regions with the highest median house prices also recorded the highest values involving both purchasers with foreign and national tax residence: Grande Lisboa (4,985 €/m² and 2,734 €/m², respectively), Algarve (3,155 €/m² and 2,539 €/m²), Região Autónoma da Madeira (2,443 €/m² and 2,006 €/m²), Península de Setúbal (2,263 €/m² and 1,976 €/m²) and Área Metropolitana do Porto (2,695 €/m² and 1,827 €/m²).

In Grande Lisboa and Área Metropolitana do Porto sub-regions, the median price (€/m²) of transactions carried out by purchasers with foreign tax residence exceeded the price of transactions made by purchasers domiciled in national territory by 82.3% and 47.5%, respectively.



In the 1st quarter of 2024, the median house price of dwellings purchased by households in Portugal was 1,667 €/m² (5.2% more compared to the same quarter last year) and by purchasers belonging to the remaining institutional sectors¹, 1,500 €/m² (4.7% more than in the same quarter of the previous year).

Four of the five sub-regions with the highest median house prices also recorded higher prices than the country considering the two categories of the purchaser's institutional sector (households and other institutional sectors): Grande Lisboa (2,817 €/m² and 2,674 €/m², respectively) and Algarve (2,666 €/m² and 2,727 €/m²) – with values exceeding 2,500 €/m² in both categories –, Região Autónoma da Madeira (2,068 €/m² and 1,895 €/m²) and Área Metropolitana do Porto (1,856 €/m² and 1,790 €/m²). Alentejo Litoral (1,684 €/m² and 1,517 €/m²) also presented prices higher than the national price in both institutional sectors and Península de Setúbal (2,029 €/m² and 1,471 €/m²) surpassed the national reference in the household sector.

Península de Setúbal registered the greatest difference between the median house price of dwellings purchased by households and the house prices for purchasers belonging to the other institutional sectors (558 €/m², corresponding to an increase of 37.9%).

¹ The institutional sector aggregates institutional units with similar economic behaviour. Institutional units are grouped into sectors based on the type of producer they are and depending on their main activity and function, which are considered to be indicative of their economic behaviour. The institutional sectors are as follows: Non-Financial Corporations; Financial Corporations; General Government; Non-Profit Institutions Serving Households; Households.



Figure 3. Median value per m² of dwellings sales per Tax residence of the purchaser for Portugal and NUTS 3, 1st quarter of 2024

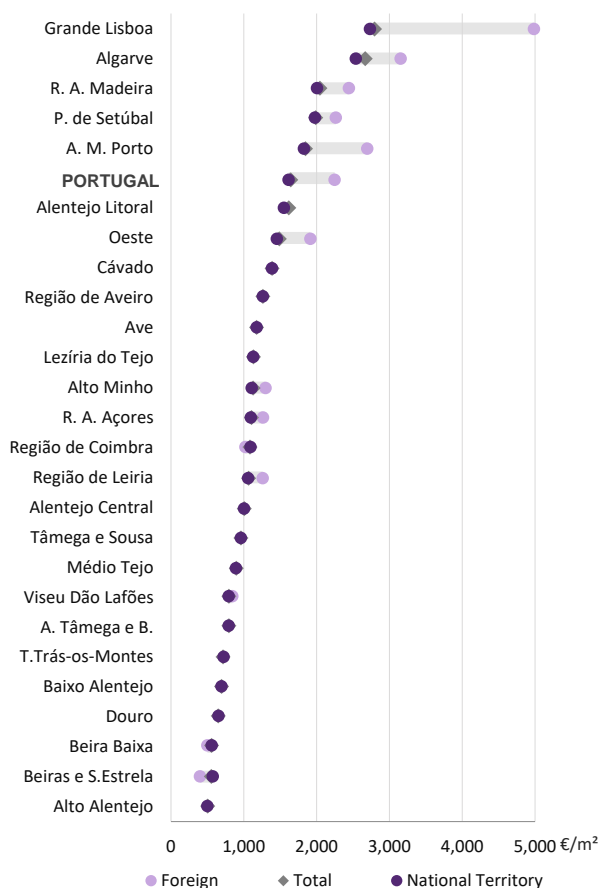
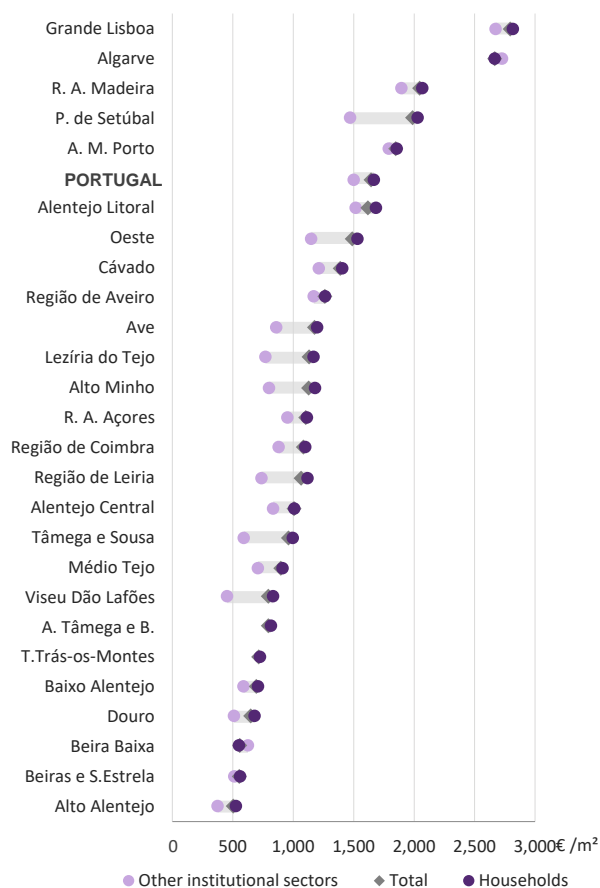


Figure 4. Median value per m² of dwellings sales per Institutional sector of the purchaser for Portugal and NUTS 3, 1st quarter of 2024



Note: Results are presented for territorial units with a minimum number of 33 sales in each category

2. Quarterly results: Municipalities with more than 100 thousand inhabitants

In the 1st quarter of 2024, all municipalities with more than 100 thousand inhabitants in Grande Lisboa, Península de Setúbal and Área Metropolitana do Porto, with the exceptions of Santa Maria da Feira and Gondomar, recorded median house prices higher than the national value (1,644 €/m²). Of this set of 17 municipalities, ten presented year-on-year growth rates higher than the national rate (5.0%), highlighting, with rates higher than 15%, Matosinhos (20.4%) and Vila Nova de Gaia (16.8%).

The municipalities of Lisboa (4,190 €/m² and 2.1%), Cascais (3,881 €/m² and 3.2%) and Oeiras (3,281 €/m² and 4.0%) stood out for presenting the highest median house prices among the 24 municipalities with more than 100 thousand inhabitants, however, in the 1st quarter of 2024, these sub-regions registered lower year-on-year growth than the country.



Loures was the only municipality recording a decrease in the median house price compared to the same quarter of the previous year, of 5.2%.

Besides the municipalities with more than 100 thousand inhabitants mentioned above, only Funchal and Coimbra simultaneously presented median house prices (2,640 €/m² and 1,805 €/m², respectively) and year-on-year growth (18.2% and 11.1%) higher than national references.

Figure 5. Median value and year-on-year growth rate of median value per m² of dwellings for municipalities with more than 100 thousand inhabitants and Portugal, 1st quarter of 2024

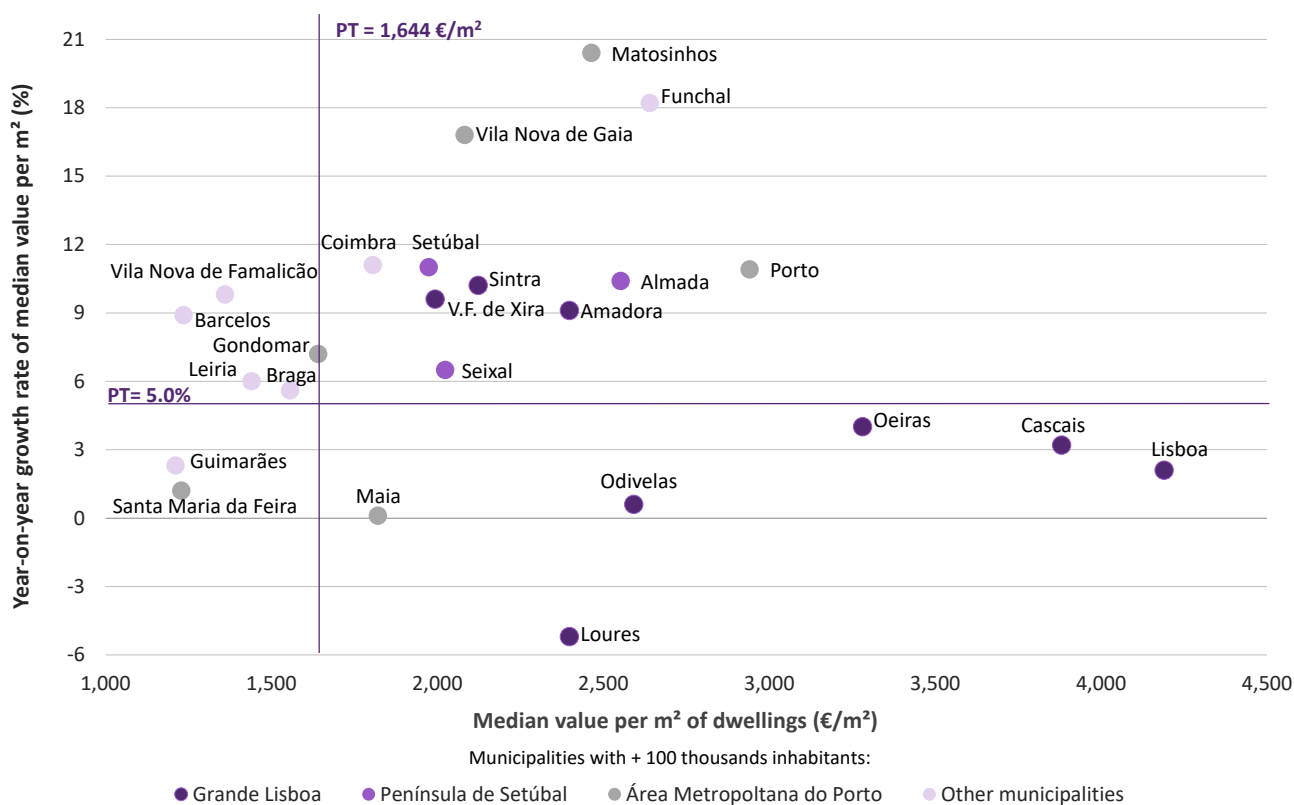


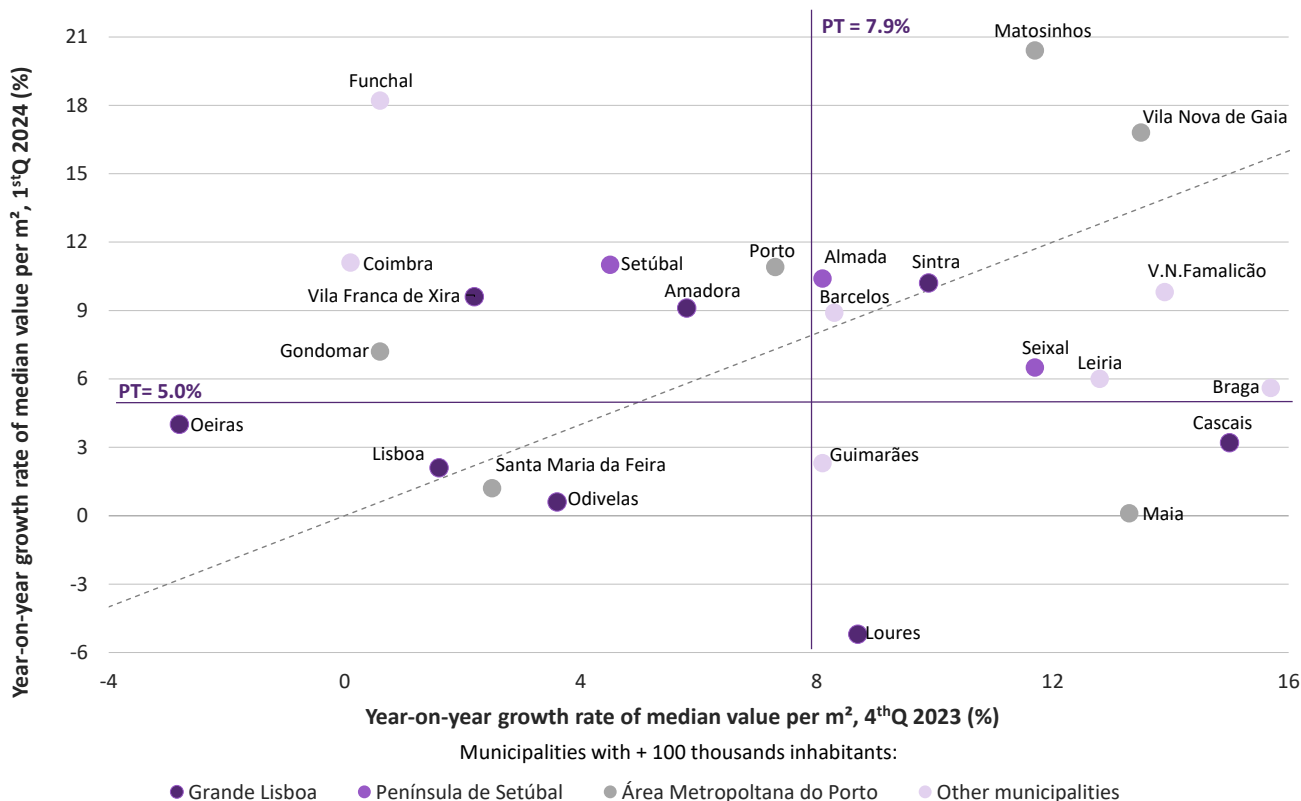
Figure 6 displays the position of the 24 municipalities with more than 100 thousand inhabitants in a referential that combines the year-on-year growth rate in the 4th quarter of 2023 (x-axis) and the year-on-year growth rate in the 1st quarter of 2024 (y-axis). The bisector (dashed line) represents the equality of year-on-year rates.

In the 1st quarter of 2024, there was a slowdown in the median house prices (municipalities below the bisector) in ten of the 24 municipalities with more than 100 thousand inhabitants, particularly in Loures (-13.9 p.p.), Maia (-13.2 p.p.), Cascais (-11.8 p.p.) and Braga (-10.1 p.p.).



The municipality of Porto recorded an increase of 3.6 p.p. and Lisboa of 0.5 p.p. in year-on-year growth rates from the 4th quarter of 2023 to the 1st quarter of 2024, with Funchal showing the largest increase (17.6 p.p.), among the 24 municipalities with more than 100 thousand inhabitants.

Figure 6. Year-on-year growth rate of median value per m² of dwellings for municipalities with more than 100 thousand inhabitants and Portugal, 4th quarter of 2023 and 1st quarter of 2024



3. Results of the last 12 months, between April 2023 and March 2024: NUTS 3, municipalities and parishes of Lisboa and Porto

Taking as a reference the sales during the 12 months between April 2023 and March 2024, the median price of dwellings sales in Portugal was 1,633 €/m², increasing by 1.4% compared to the year ending in the previous quarter and by 8.2% compared to the year ending in the same quarter of the previous year. The median house price was higher than the national value in the sub-regions of Grande Lisboa (2,769 €/m²), Algarve (2,632 €/m²), Região Autónoma da Madeira (1,976 €/m²), Península de Setúbal (1,937 €/m²), Área Metropolitana do Porto (1,833 €/m²) and Alentejo Litoral (1,638 €/m²).

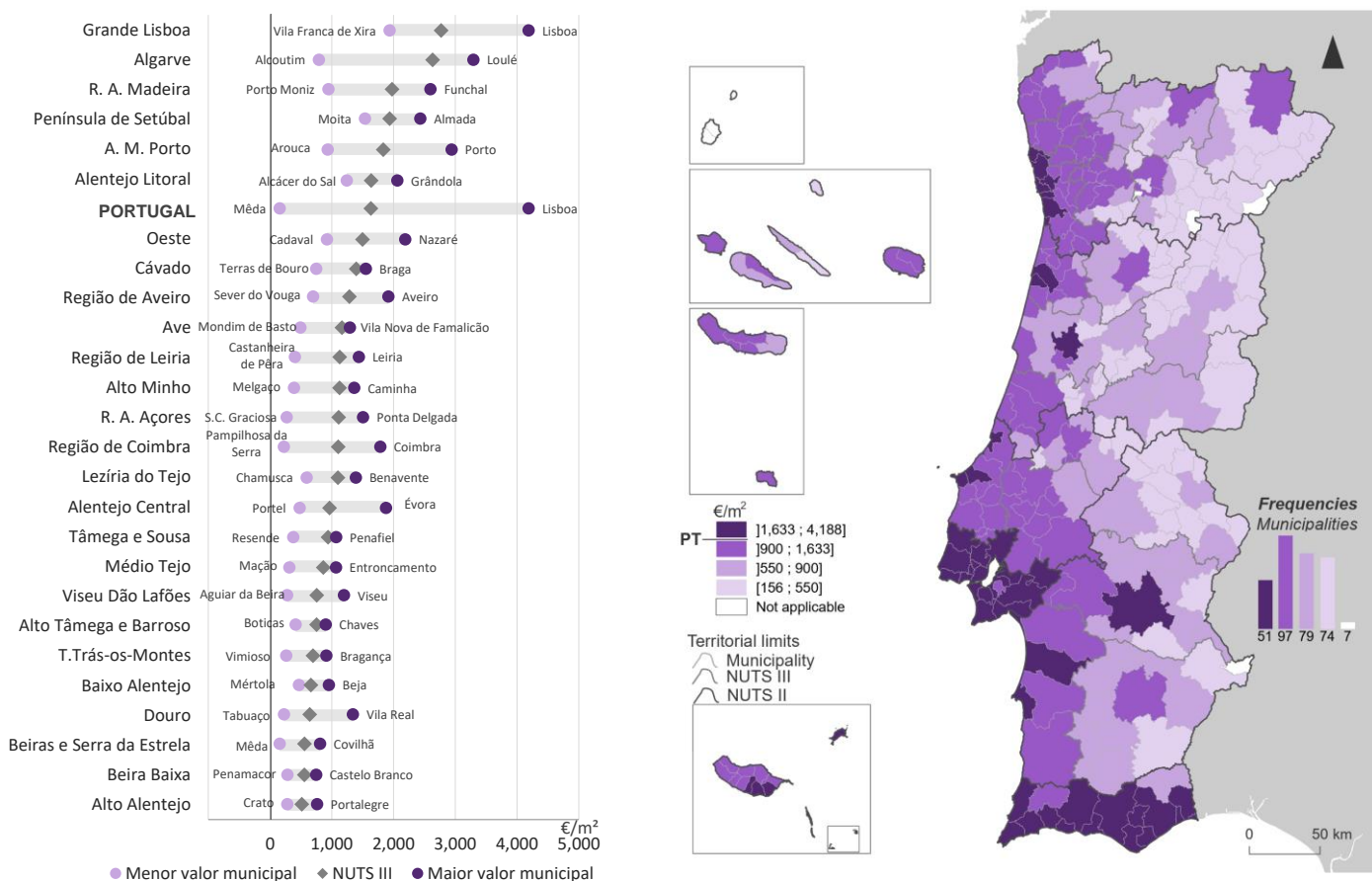


In this period, 51 municipalities scored median house prices above the national value, mainly located in the sub-regions of Algarve (14 out of 16 municipalities), in Grande Lisboa (all the 9 municipalities), in Península de Setúbal (8 out of 9 municipalities) and in Área Metropolitana do Porto (7 out of 17 municipalities).

The municipality of Lisboa (4,188 €/m²) recorded the highest median house price of the country. The median prices were also higher than 3,000 €/m² in Cascais (4,010 €/m²), Loulé (3,293 €/m²), Lagos (3,229 €/m²) and Oeiras (3,198 €/m²).

Algarve, Grande Lisboa and Área Metropolitana do Porto recorded price differentials between municipalities over 2,000 €/m².

Figure 7. Median value per m² of dwellings sales for Portugal, NUTS 3 and municipality, 1st quarter 2024 (12 months)



Note: Results are presented for territorial units with a minimum number of 33 sales in each category

In the 12-month period between April 2023 and March 2024, Lisboa recorded the highest median house price among the 24 municipalities with more than 100 thousand inhabitants in both categories of purchaser's tax



residence: 4,065 €/m² for the purchasers with national tax residence and 5,992 €/m² for purchasers with foreign tax residence. In addition to Lisboa, Cascais, Porto and Funchal also recorded, simultaneously, median house prices of dwellings sales above 2,500 €/m² for sales involving purchasers with national tax residence and above 3,000 €/m² for purchasers with foreign tax residence.

The municipalities of Lisboa, Cascais, Oeiras and Porto also stood out with the highest median house prices among the 24 municipalities with more than 100 thousand inhabitants, in both categories of institutional sector of the purchaser. The municipalities of Almada and Oeiras scored price differentials between purchaser's institutional sectors over 600 €/m².

Figure 8. Median value per m² of dwellings sales per Tax residence of the purchaser for Portugal and municipalities with more than 100 thousand inhabitants, 1st quarter of 2024 (12 months)

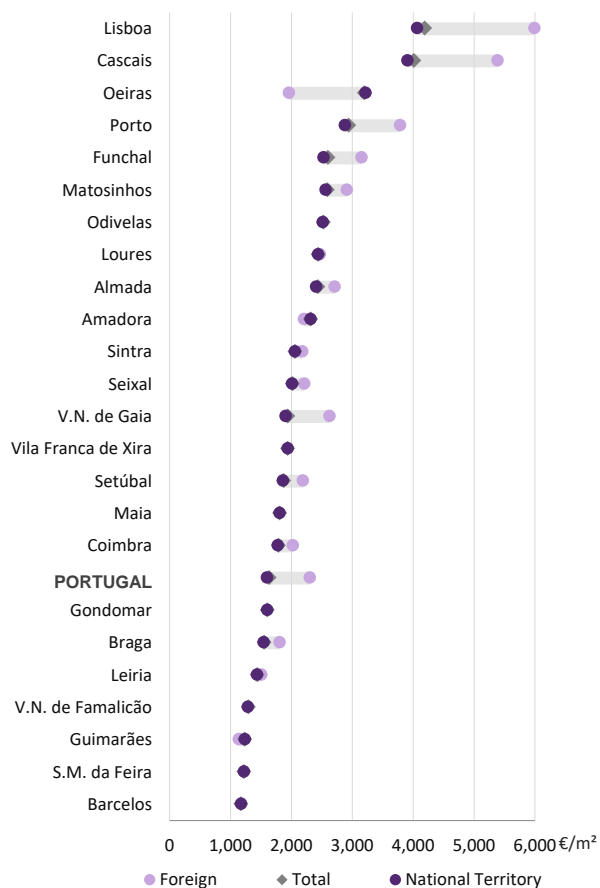
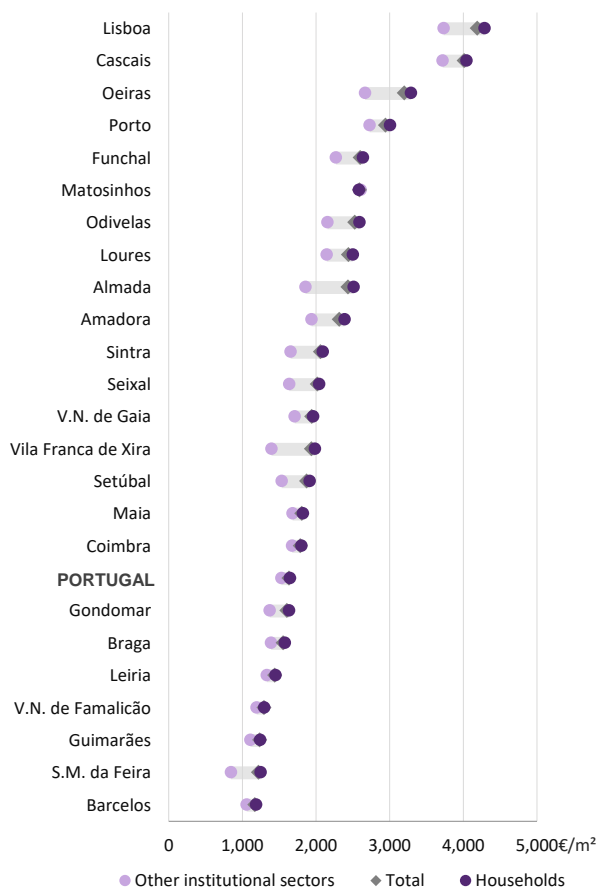


Figure 9. Median value per m² of dwellings sales per Institutional sector of the purchaser for Portugal and municipalities with more than 100 thousand inhabitants, 1st quarter of 2024 (12 months)



Note: Results are presented for territorial units with a minimum number of 33 sales in each category.

In the 1st quarter of 2024 (last 12 months), the 24 municipalities with more than 100 thousand inhabitants recorded higher median house prices for new dwellings than for the existing dwellings. Barcelos recorded the



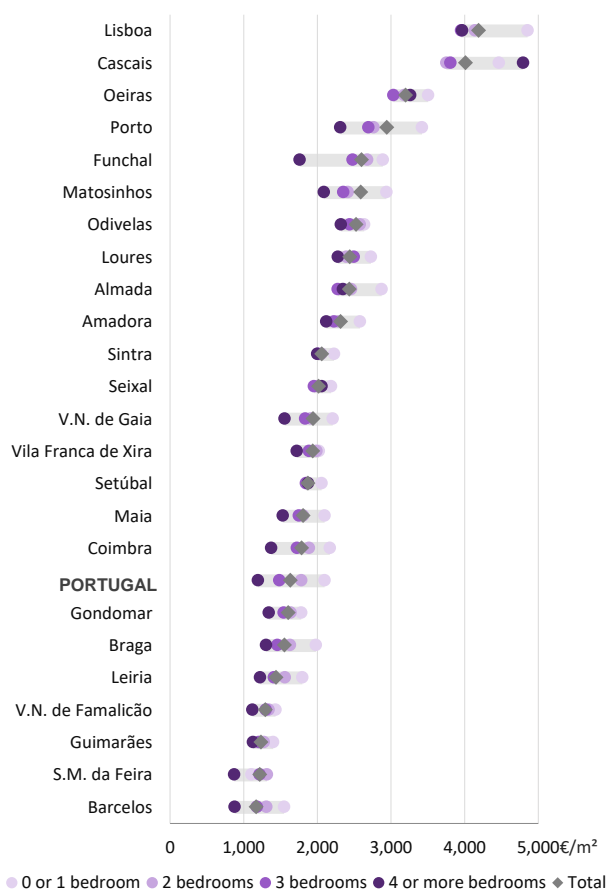
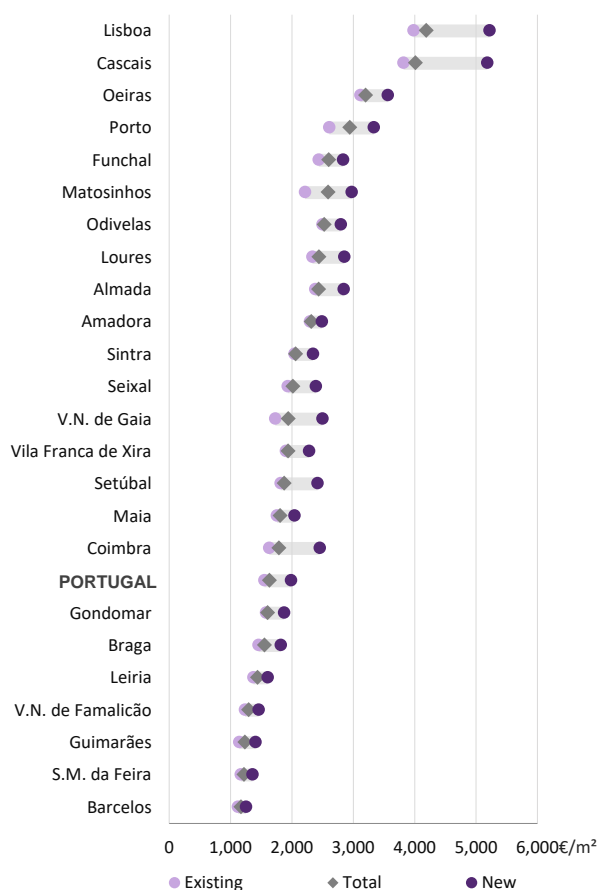
lowest median price of new dwellings sales (1,253 €/m²) and the lowest difference between the price of new and existing dwellings (133 €/m²). Cascais recorded the greatest difference between the prices of new (5,182 €/m²) and existing (3,817 €/m²) dwellings: 1,365 €/m².

Among the municipalities with more than 100 thousand inhabitants, Cascais stood out with the highest price in the 4 or more bedrooms typology (4,792 €/m²) and Lisboa recorded the highest prices in the remaining typologies of housing units considered.

The highest difference between the median values in the four typologies of housing units was recorded in Funchal, between the 0 or 1 bedroom (2,889 €/m²) and 4 or more bedrooms (1,759 €/m²): 1,130 €/m².

Figure 10. Median value per m² of dwellings sales per category of housing unit for Portugal and municipalities with more than 100 thousand inhabitants, 1st quarter of 2024 (12 months)

Figure 11. Median value per m² of dwellings sales per typology of housing unit for Portugal and municipalities with more than 100 thousand inhabitants, 1st quarter of 2024 (12 months)





For the municipalities of Lisboa and Porto, values by parish are shown below.

In the 12-month period between April 2023 and March 2024, the following parishes stood out for having the highest median prices of dwellings among the 24 parishes of Lisboa, exceeding 5,000€/m²: Santo António (6,456€/m²), Marvila (6,049€/m²), Santa Maria Maior (5,200€/m²), Misericórdia (5,169€/m²), Parque das Nações (5,056€/m²) and Estrela (5,046€/m²).

All these parishes, except Parque das Nações, simultaneously registered median prices of dwellings above the value of Lisboa (4 188 €/m²) and rates of change, compared to the same quarter in the previous year, higher than the municipality (5.6%). The same happened with the parishes of Belém (4,650 €/m² and 6.4%), Areeiro (4,570 €/m² and 17.8%), Arroios (4,398 €/m² and 14.0%) and Alcântara (4,252 €/m² and 13.0%).

The following parishes recorded, in the 1st quarter of 2024 (last 12 months), prices and year-on-year rates of change lower than those of Lisboa: Beato (3,125 €/m² and 1.1%), Penha de França (3,593 €/m² and 4.8%), Ajuda (3,913 €/m² and -5.6%), São Domingos de Benfica (3,966 €/m² and 3.8%) and São Vicente (4,169 €/m² and -1.7%). Decreases in the median prices of dwellings sales compared to the previous quarter (last 12 months), were also recorded in the parishes of Alvalade (4,406 €/m² and -3.1%) and Campo de Ourique (4,771 €/m² and -1.3%).



Figure 12. Median value and year-on-year growth rate of median value per m² of dwellings sales, Lisboa and its parishes, 1st quarter of 2024 (12 months)

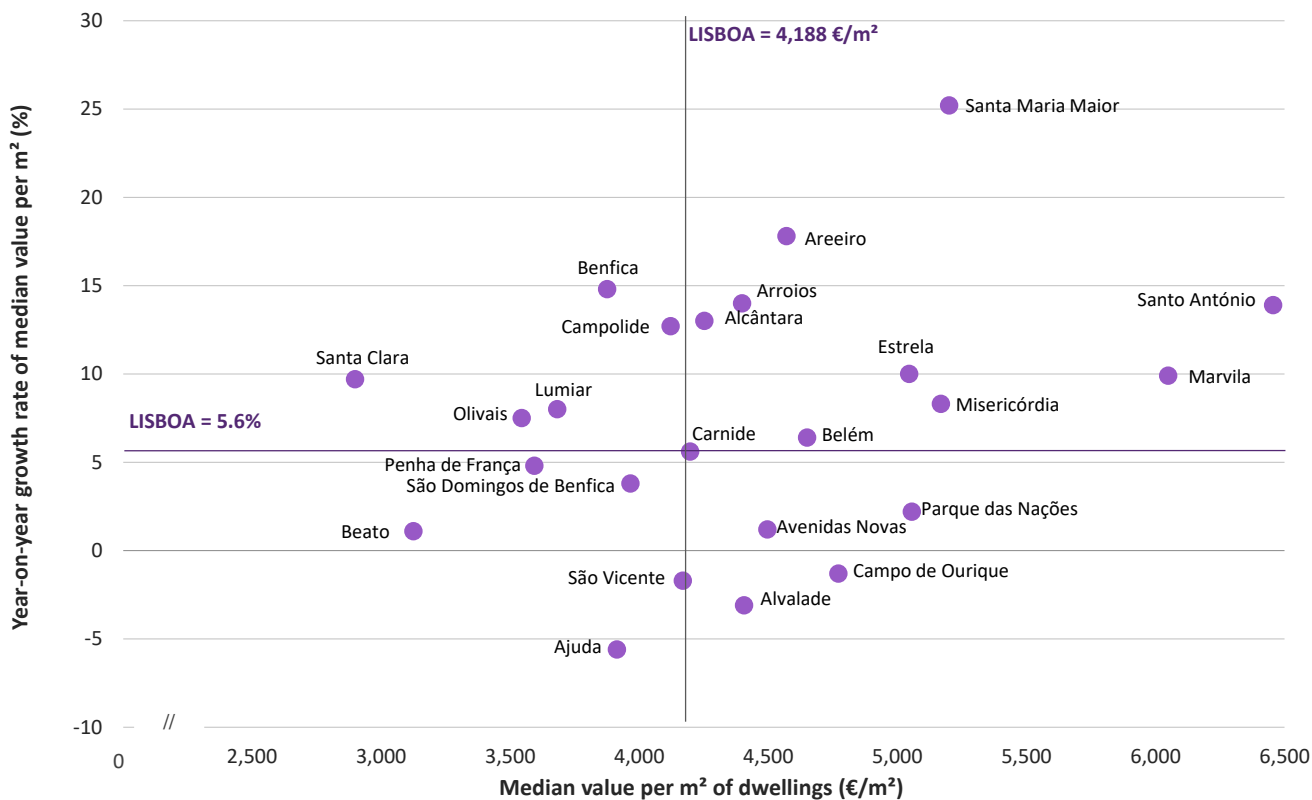




Figure 13. Median value per m² of dwellings sales, Lisboa and its parishes, 1.st quarter of 2024 (12 months)

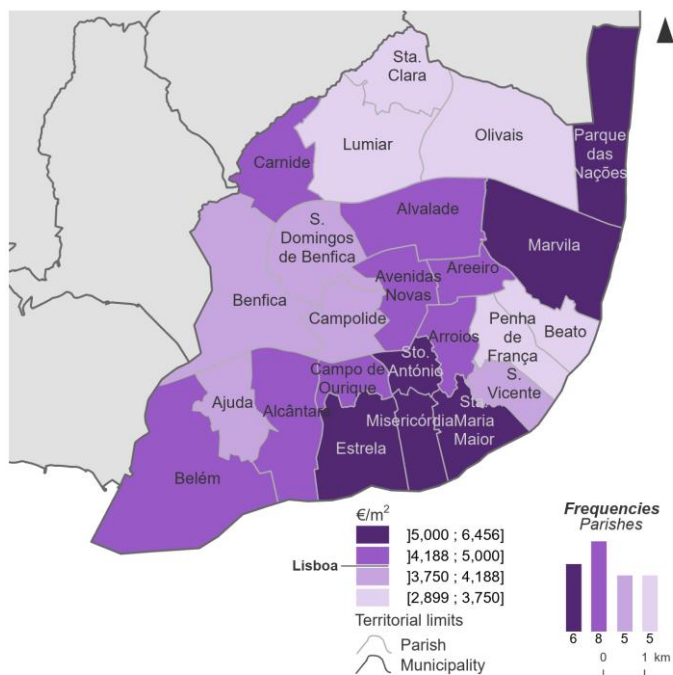
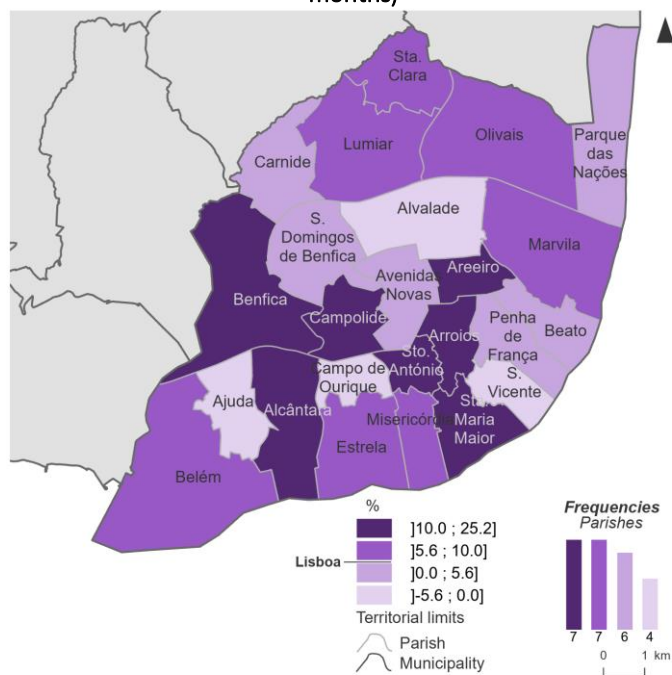


Figure 14. Year-on-year growth rate of median value per m² of dwellings sales, Lisboa and its parishes, 1.st quarter of 2024 (12 months)



In the 12-month period between April 2023 and March 2024, the following parishes stood out with median prices above Porto value (2,941 €/m²) and year-on-year rates of change lower than those observed in the municipality (12.7%): União de freguesias de Aldoar, Foz do Douro e Nevogilde (3,956 €/m² and 11.7%), União de freguesias de Cedofeita, Santo Ildefonso, Sé, Miragaia, São Nicolau e Vitória (3,329 €/m² and 8.9%) and União de freguesias de Lordelo do Ouro e Massarelos (2,962 €/m² and 0.9%).

In the 1st quarter of 2024 (last 12 months), the parishes of Campanhã (2,456 €/m² and 21.2%), Bonfim (2,748 €/m² and 14.0%) and Paranhos (2,869 €/m² and 13.1%) recorded median prices lower than Porto but higher year-on-year rates of change.

Ramalde (2,718 €/m² and 10.4%) was the only parish in the municipality of Porto that presented a median price and a year-on-year growth rate lower than the municipality, in the 1st quarter of 2024 (last 12 months).



Figure 15. Median value and year-on-year growth rate of median value per m² of dwellings sales, Porto and its parishes, 1st quarter of 2024 (12 months)

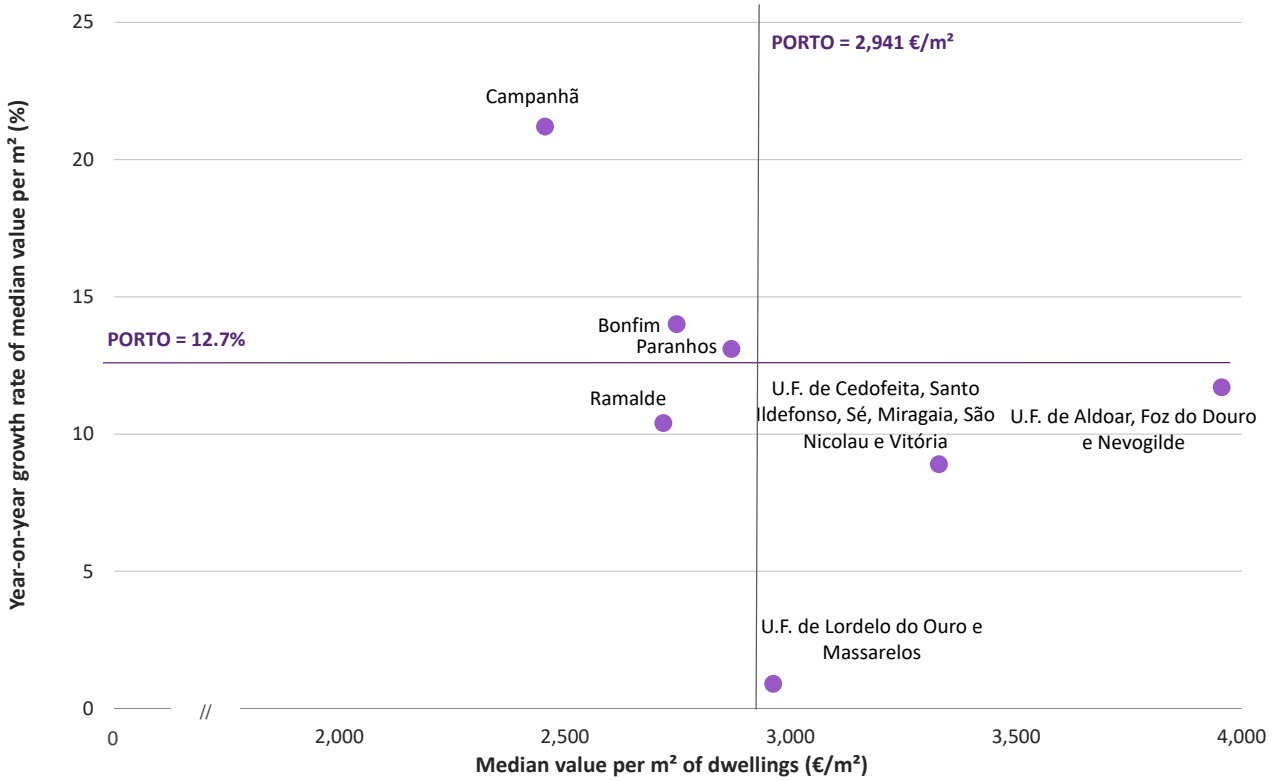


Figure 16. Median value per m² of dwellings sales, Porto and its parishes, 1st quarter of 2024 (12 months)

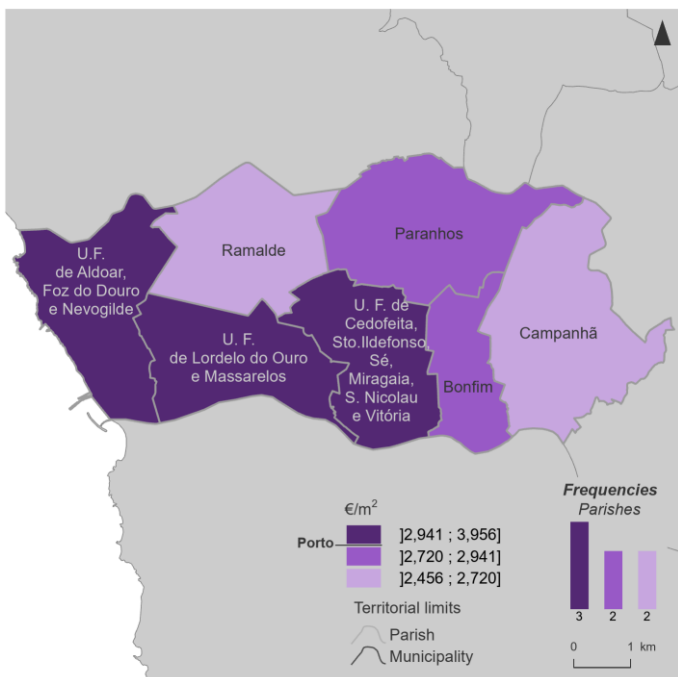
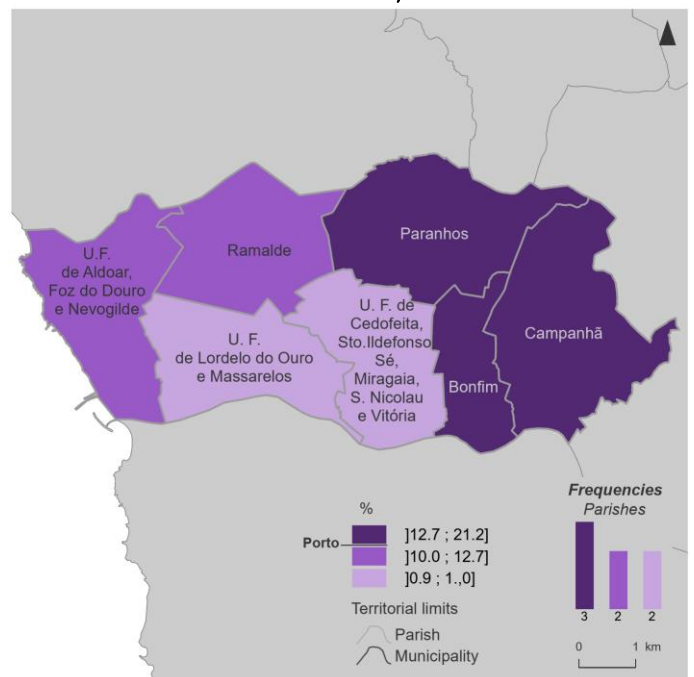


Figure 17. Year-on-year growth rate of median value per m² of dwellings sales, Porto and its parishes, 1st quarter of 2024 (12 months)





METHODOLOGICAL NOTE

Statistics on house prices at local level are released quarterly and have national coverage. The observed statistical unit is the family dwelling, and the target population is the family dwelling transactions by sales in national territory.

Statistics on house prices at local level are based on the use of administrative procedures, namely from anonymised administrative tax data provided by the Portuguese Tax and Customs Authority (AT), under an agreement signed with Statistics Portugal, on the Municipal Property Transfer Tax (IMT) and the Municipal Property Tax (IMI).

The calculation of Statistics on house prices at local level is based on linking the Municipal Property Transfer Tax information (from where the transaction prices are obtained) and the Municipal Property Tax information (from where identifying characteristics of the transacted dwelling are obtained). The link between these two administrative tax sources is made using the "generated article" variable, which allows the unique identification of each property.

The information on transactions sale value of family dwellings includes the Municipal Property Transfer Tax paid statement referring to "acquisition of property rights". Only transactions where the Municipal Property Transfer Tax destination code is "House" and the allocation of its information from the Municipal Property Tax that is defined as "House" and type as "urban building" are used.

Statistics Portugal is grateful for the Portuguese Tax and Customs Authority collaboration in the implementation of this project.

Median value per m² of dwellings sales

Median value of prices per square meter of transactions by sale of dwellings for residential purposes with private gross area greater than or equal to 20 m².

For the purposes of calculating results, a minimum number of 33 sales is considered for each territorial unit.

CONCEPTS

Dwelling: A separate and independent place which was built, rebuilt, enlarged or converted to be used as a private accommodation, and that is not totally occupied for other purposes during the reference period.

Family dwelling: Dwelling that is normally intended to accommodate only one family, on the condition that it is not being used for other purposes at the period of reference.

New dwellings: Dwellings that, at the time of the transaction, had never been used for residential purposes.

Existing dwellings: Dwellings that, at the time of the transaction, had already been used for residential purposes.

Gross dwelling area: Total surface area measured by the outer perimeter and axes of the walls or other elements separating the building or part, including private enclosed balconies, private cellars, and attics with the same use as the building or fraction.



Tax residence: a) Place of usual residence, for private or singular individuals; b) Place of the head office or place of effective management or, failing that, place of permanent establishment in Portugal for legal entities.

Households: Institutional sector that groups individuals or groups of individuals in their role as consumers and entrepreneurs, producing market goods and financial and non-financial services (market producers), provided that the production of goods and services is not carried out by separate entities considered quasi-corporations. Also included are individuals or groups of individuals that produce goods and non-financial services exclusively for their own final use.

Municipal Property Transfer Tax: A tax levied on onerous transfers of ownership rights, or parts thereof, over real estate located in the national territory and other situations that the law equates with onerous transfers of real estate.

Municipal Property Tax: A regular municipal tax levied on the taxable patrimonial value of urban and rural properties located in Portuguese territory, which constitutes revenue for the municipalities where they are located.

Statistical section: Territorial unit representing the continuous area of a single parish with approximately 300 dwellings. According to the dwellings' density, the Statistical Section is classified as: a) concentrated: all statistical subsections of the section correspond to blocks; b) scattered: all statistical subsections of the section correspond to localities not divided into blocks and/or isolated; (c) mixed concentrated: most of the statistical subsections of the section correspond to blocks; (d) mixed scattered: most of the statistical subsections of the section correspond to places not divided into blocks or isolated.

Transaction: Operation by which the ownership of a good is transferred through a counterparty.

Transaction value: Value paid in a transaction. For the purposes of Statistics on house prices at local level, the transaction value corresponds to the value declared at the moment of payment of the Municipal Property Transfer Tax.



Indicators available at Statistics Portugal Official Website

The results presented are available at www.ine.pt in Products, Statistical data, Database.

Indicators with quarterly periodicity (1st quarter 2019 to 1st quarter 2024):

Results for the total of the country, the three levels of Nomenclature of Territorial Units for Statistics (NUTS) regions and municipalities in Grande Lisboa, Península de Setúbal, Área Metropolitana do Porto, Algarve and other municipalities with more than 100 thousand inhabitants (Census 2021):

[Median value per m² of dwellings sales by Geographic location \(NUTS - 2024\) and Tax residence of the purchaser; Quarterly](#)

[Median value per m² of dwellings sales by Geographic location \(NUTS - 2024\) and Institutional sector of the purchaser; Quarterly](#)

Indicators with quarterly periodicity, last 12 months (4th quarter 2019 to 1st quarter 2024):

Results for the total of the country, the three levels of Nomenclature of Territorial Units for Statistics (NUTS), municipalities and only the parishes of Grande Lisboa, Península de Setúbal, Área Metropolitana do Porto, Algarve and other municipalities with more than 100 thousand inhabitants (Census 2021):

[Median value per m² of dwellings sales in the last 12 months \(€\) by Geographic location \(NUTS - 2024\) and Category of housing unit; Quarterly](#)

[Median value per m² of dwellings sales in flats in the last 12 months \(€\) by Geographic location \(NUTS - 2024\); Quarterly](#)

[Median value per m² of dwellings sales in the last 12 months \(€\) by Geographic location \(NUTS - 2024\) and Institutional sector of the purchaser; Quarterly](#)

[Median value per m² of dwellings sales in the last 12 months \(€\) by Geographic location \(NUTS - 2024\) and Tax residence of the purchaser; Quarterly](#)

Results for the total of the country, the three levels of Nomenclature of Territorial Units for Statistics (NUTS), municipalities and parishes of Grande Lisboa, Península de Setúbal, Área Metropolitana do Porto, Algarve and other municipalities with more than 100 thousand inhabitants (Census 2021):

[Median value per m² of dwellings sales in the last 12 months \(€\) by Geographic location \(NUTS - 2024\) and Dwelling typology; Quarterly](#)

Results for Cities with more than 100 thousand inhabitants (Lisboa, Porto, Vila Nova de Gaia, Amadora, Braga, Funchal and Coimbra) and their parishes or associations of parishes:

[Median value per m² of dwellings sales in the last 12 months \(€\) by Geographic localization \(NUTS – 2024 - City\) and Category of housing unit; Quarterly](#)

[Median value per m² of dwellings sales in flats in the last 12 months \(€\) by Geographic localization \(NUTS – 2024 - City\); Quarterly](#)



Results for cities with more than 100 thousand inhabitants (Lisboa, Porto, Vila Nova de Gaia, Amadora, Braga, Funchal and Coimbra):

[Median value per m² of dwellings sales in the last 12 months \(€\) by Geographic localization \(NUTS – 2024 - Cities with more than 100 000 inhabitants\) and Dwelling typology; Quarterly](#)

[Median value per m² of dwellings sales in the last 12 months \(€\) by Geographic localization \(NUTS – 2024 - Cities with more than 100 000 inhabitants\) and Institutional sector of the purchaser; Quarterly](#)

[Median value per m² of dwellings sales in the last 12 months \(€\) by Geographic localization \(NUTS – 2024 - Cities with more than 100 000 inhabitants\) and Tax residence of the purchaser; Quarterly](#)

Indicators with annual periodicity (2019 to 2023):

Results for the total of the country, the three levels of Nomenclature of Territorial Units for Statistics (NUTS), municipalities and only the parishes of Grande Lisboa, Península de Setúbal, Área Metropolitana do Porto, the Algarve region, and other municipalities with more than 100 thousand inhabitants (Census 2021):

[Median value per m² of dwellings sales by Geographic location \(NUTS - 2024\) and Category of housing unit; Annual](#)

Results for the total of the country, the three levels of Nomenclature of Territorial Units for Statistics (NUTS), municipalities and parishes of the metropolitan areas of Grande Lisboa, Península de Setúbal, Área Metropolitana do Porto, the Algarve region, and other municipalities with more than 100 thousand inhabitants (Census 2021):

[Median value per m² of dwellings sales by Geographic location \(NUTS - 2024\) and Dwelling typology; Annual](#)

[Methodological document – Statistics on house prices at local level](#)

Date of next the press release - 22 October 2024
