



17 May 2024

VITAL STATISTICS – Monthly data

April 2024

DEATHS, LIVE BIRTHS AND MARRIAGES

THE NUMBER OF LIVE BIRTHS INCREASED IN MARCH, BUT THE NATURAL BALANCE WORSENEDED COMPARED TO FEBRUARY

In April 2024, the number of deaths was 9,519, lower than the number registered in March 2024 (1,039 less deaths; -9.8%), but higher than that registered in April 2023 (283 more deaths; +3.1%).

In March 2024, 6,770 children were born alive, a number that increased 9.1% compared to February 2024 (6,204) but decreased 4.3% compared to March 2023 (7,071).

In that month, the natural balance was -3,772, slightly worsening compared to the same month of 2023, when it reached -3,489.

In March 2024, 1,951 marriages were celebrated, corresponding to an increase of 36.9%, compared to number of marriages held in February 2024 (526 more marriages) but to a decrease of 2.1% compared to March 2023 (41 less).

In this press release, Statistics Portugal provides **preliminary data** on the number of deaths per month until April 2024¹, and the number of live births and marriages per month until March 2024, that occurred in the national territory. The indicators published and analyzed are available on the Official Statistics Portal (www.ine.pt), with geographical breakdowns NUTS 2 and NUTS 3. The hyperlinks to these statistics can be found in the Excel file published together with this Press Release. The information is obtained from the Sistema Integrado do Registo e Identificação Civil (SIRIC) until May 10th, 2024.

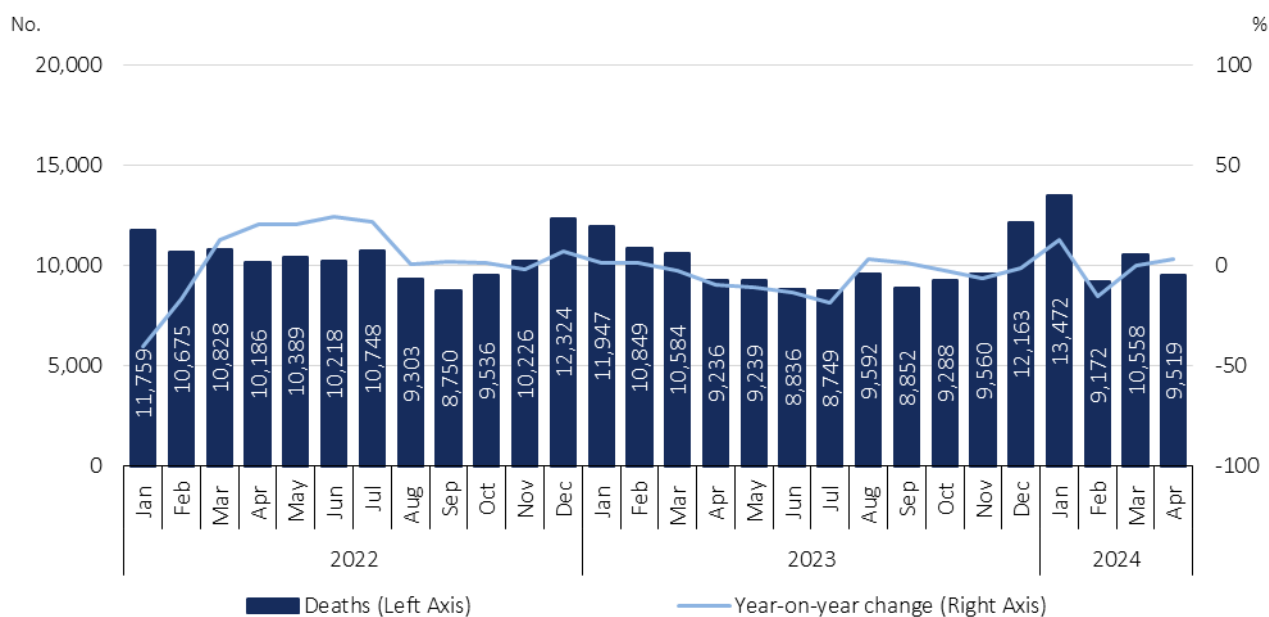
¹ After the release of mortality data for 2022 and considering the decrease of the impact of deaths due to COVID-19 on mortality, the analysis regarding the number of deaths per week was suspended. However, the release of indicators regarding the number of weekly deaths, by NUTS 3 breakdown, until the 18th week of 2024, and daily deaths, by NUTS 2 breakdown, until May 5th, 2024, is assured.



In April 2024, mortality increased 3.1% compared to the same month of 2023

In April 2024, there were 9,519 deaths, 1,039 less (-9.8%) than in the previous month. Compared to the same month of 2023, there was an increase of 283 deaths (+3.1%). The number of deaths due to COVID-19 increased to 20 (5 more than in March 2024), accounting for 0.2% of all deaths.

Figure 1. Deaths and year-on-year change, January 2022 to April 2024

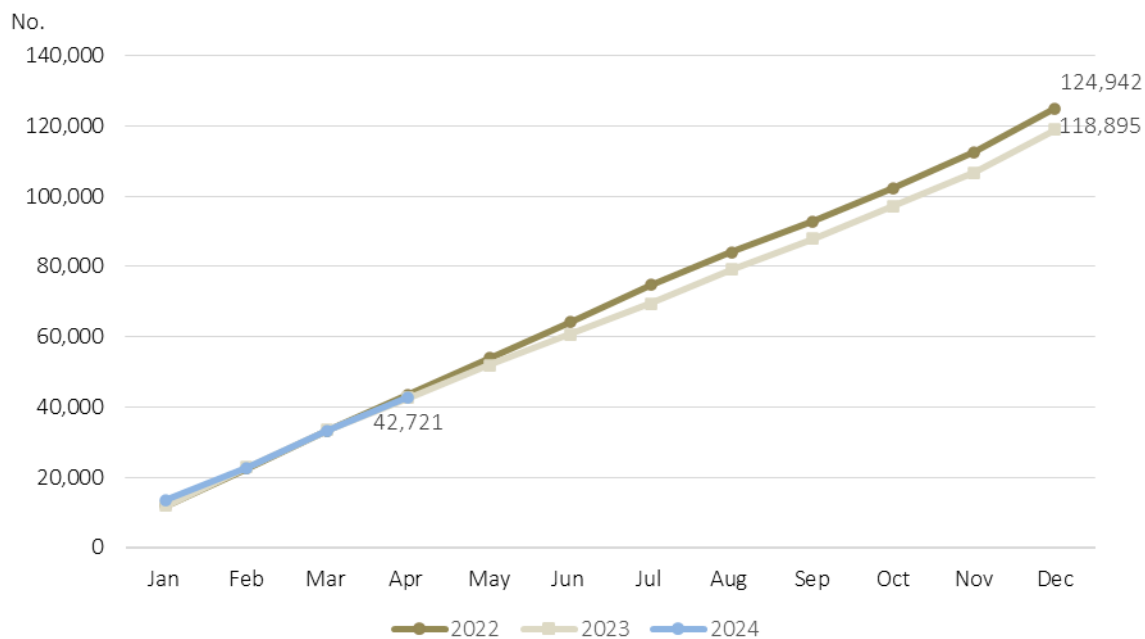


Source: Statistics Portugal, Deaths.



The number of deaths registered in the first four months of the year (42,721) was higher than the value recorded in the same period of 2023 (105 more deaths; +0.2%).

Figure 2. Monthly deaths (cumulative values), 2022 to 2024



Source: Statistics Portugal, Deaths.

The “excess mortality” indicator, calculated by Eurostat, compares the number of deaths recorded each month, in the European Union (EU-27) and EFTA countries, with the average number of monthly deaths in the period 2016-2019. In March 2024, there was no excess mortality in the EU-27. Of the 27 Member states, only six registered excess mortality in that month: Ireland, the Netherlands, Portugal, Luxembourg, Spain, and Cyprus.



Figure 3. Monthly excess mortality in EU-27 and EFTA countries, January to March 2024
(Average 2016-2019=100)

Countries	2024		
	January	February	March
EU 27	103.2	98.9	93.5⁽¹⁾
Austria	108.5	109.0	99.1
Belgium	105.5	98.8	91.5
Bulgaria	87.7	92.7	85.4
Croatia	93.4	101.1	90.7
Cyprus	111.0	97.7	100.9
Czechia	99.6	100.0	88.0
Denmark	111.0	101.9	92.6
Estonia	110.8	99.3	94.8
Finland	108.4	104.8	99.8
France	106.3	104.0	98.5
Germany	110.0	103.3	93.1
Greece	100.2	98.9	98.0
Hungary	92.7	92.4	90.4
Ireland	105.8	109.4	111.0
Italy	95.2	92.7	90.2
Latvia	97.9	96.4	85.8
Lithuania	93.2	90.3	89.9
Luxembourg	98.3	104.7	102.9
Malta	108.1	102.8	92.4
Netherlands	114.9	112.5	107.7
Poland	99.9	96.0	89.3
Portugal	109.5	89.7	103.5
Romania	93.8	92.1	79.1
Slovakia	103.1	97.6	82.9
Slovenia	102.4	107.1	97.3
Spain	108.8	95.8	101.3
Sweden	102.5	95.7	90.3
Iceland	173.2	139.3	x
Liechtenstein	83.5	154.0	90.9
Norway	106.4	103.1	99.8
Switzerland	103.4	103.6	99.3

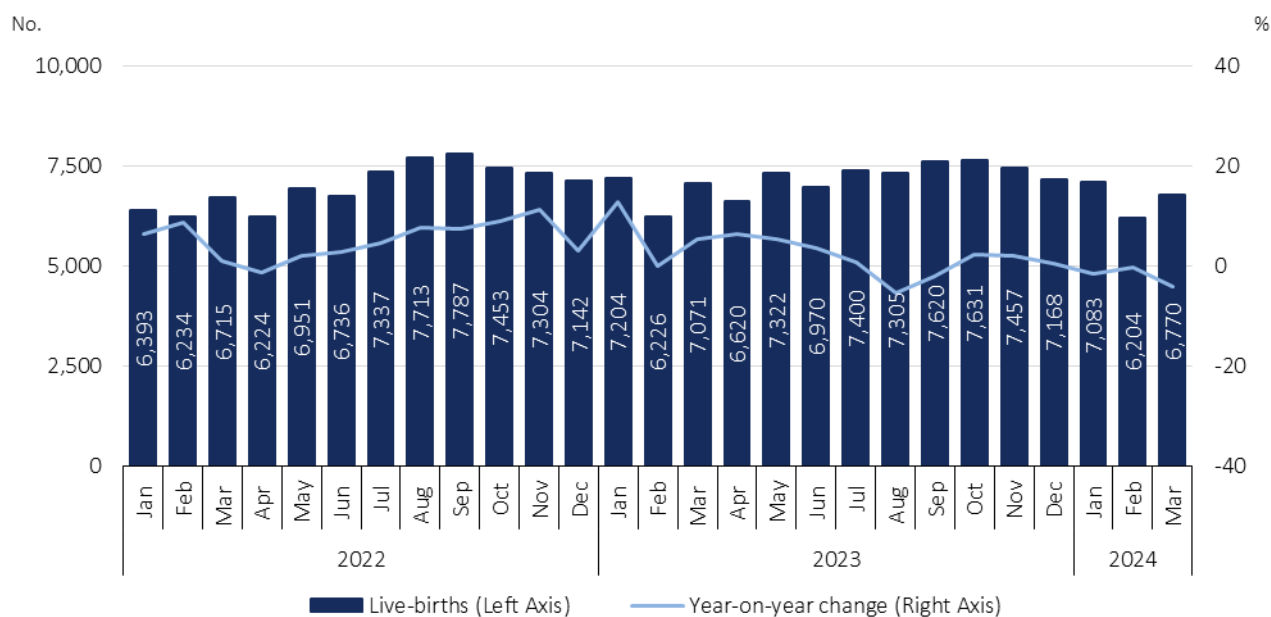
(1) Estimated value.
x – Value not available.

Source: Eurostat, [Excess mortality – monthly data](#) (extracted on 16/05/2024)

In March 2024, the number of live births decreased 4.3% compared to March 2023

In March 2024, 6,770 children were born alive, corresponding to an increase of 9.1% (566 more) compared to February 2024 but to a decrease of 4.3% (301 less) compared to the same month of 2023.

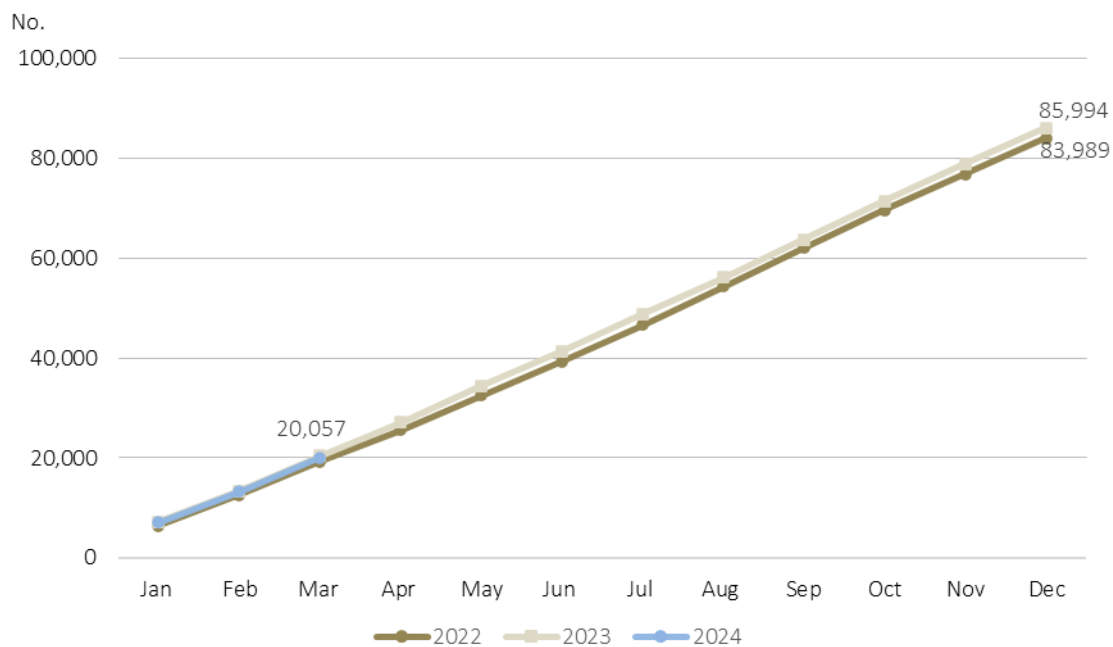
Figure 4. Live births and year-on-year change, January 2022 to March 2024



Source: Statistics Portugal, Live births.

The number of live births registered in the first three months of the year (20,057) was lower than that registered in same period of 2023, by 444 (-2.2%).

Figure 5. Monthly live births (cumulative values), 2022 to 2024



Source: Statistics Portugal, Live births.

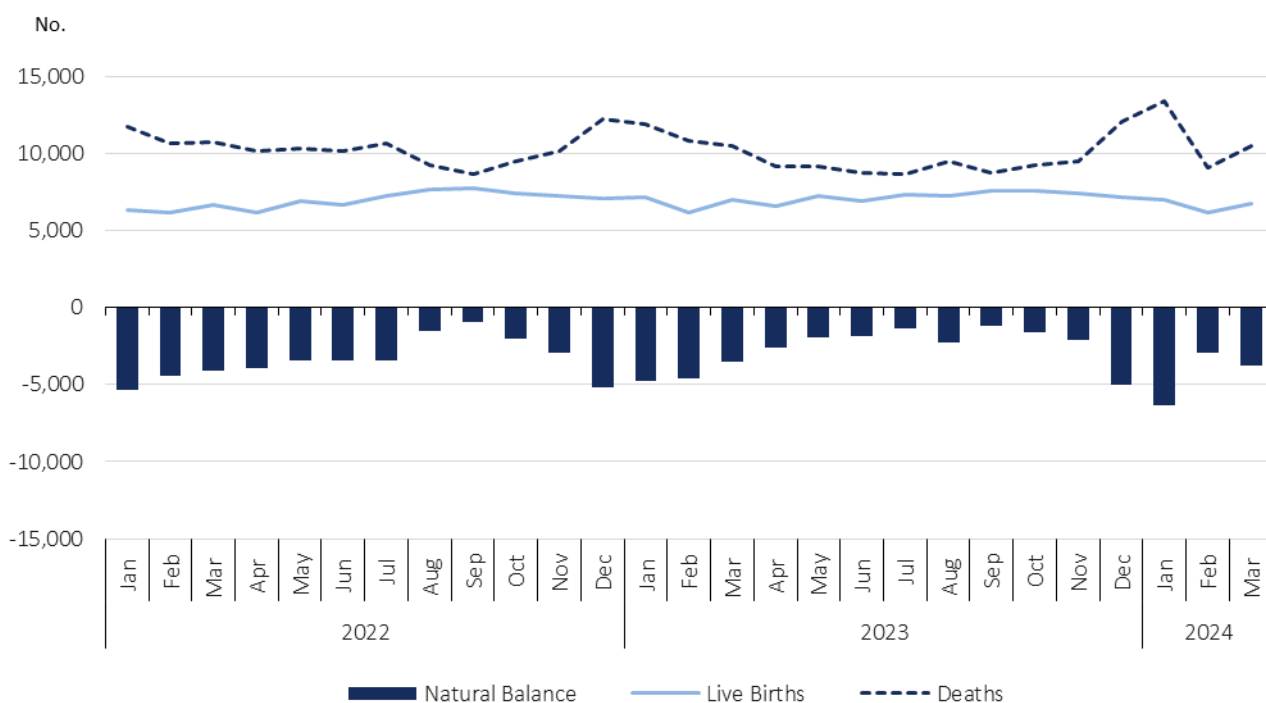


Natural balance of -3,772 in March 2024

In March 2024, the natural balance registered the value of -3,772, worsening compared to that of February 2024 (-2,955) and with the same month of 2023 (-3,489).

In the first three months of the year, the cumulative value of the natural balance was -13,106, worsening compared to the value registered in the same period of 2023 (-12,822).

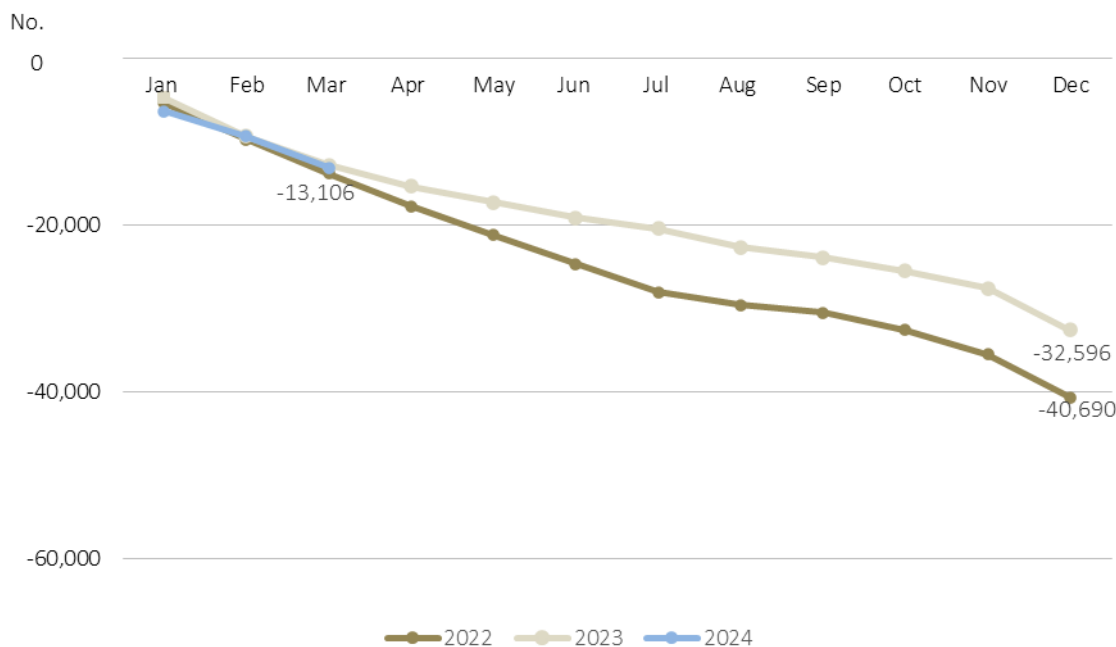
Figure 6. Live births, deaths, and natural balance², Portugal, January 2022 to March 2024



Source: Statistics Portugal, Live births, Deaths, and Demographic indicators.

² The natural balance is calculated based on the number of live births of mothers residing in Portugal and the number of deaths of residents in Portugal.

Figure 7. Monthly natural balance (cumulative values), 2022 to 2024



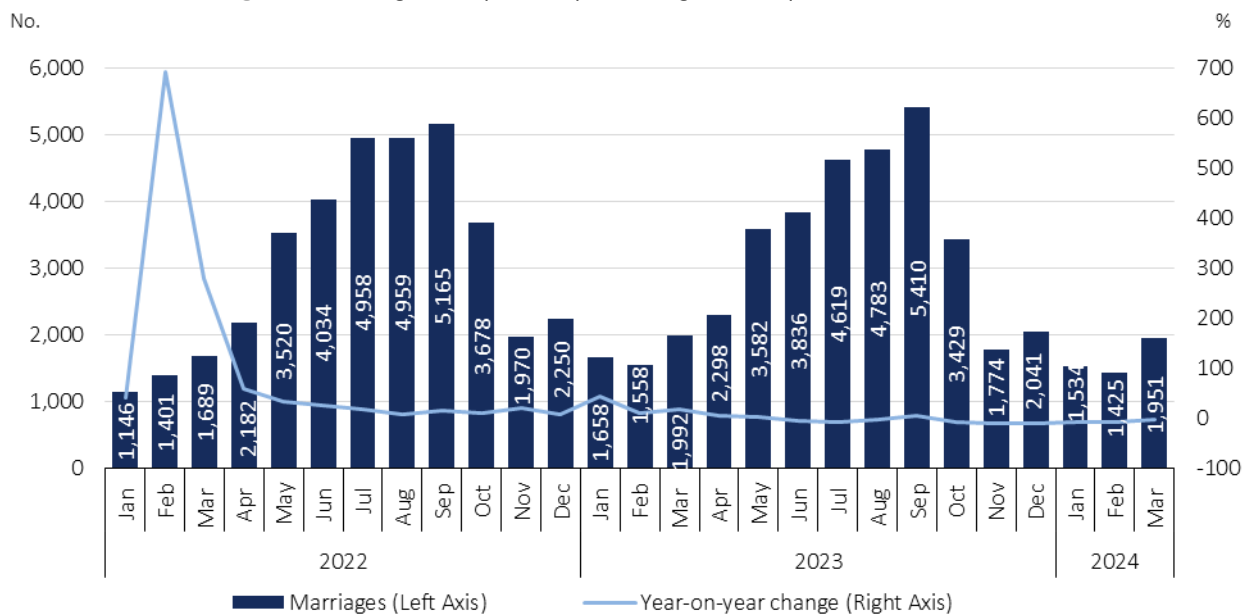
Source: Statistics Portugal, Live births, Deaths, and Demographic indicators.

In March 2024, the number of celebrated marriages decreased 2.1% compared to March 2023

In March 2024, 1,951 marriages were celebrated, higher than the number registered in February 2024 (526 more; +36.9%) but lower than in March 2023 (41 less marriages; -2.1%).

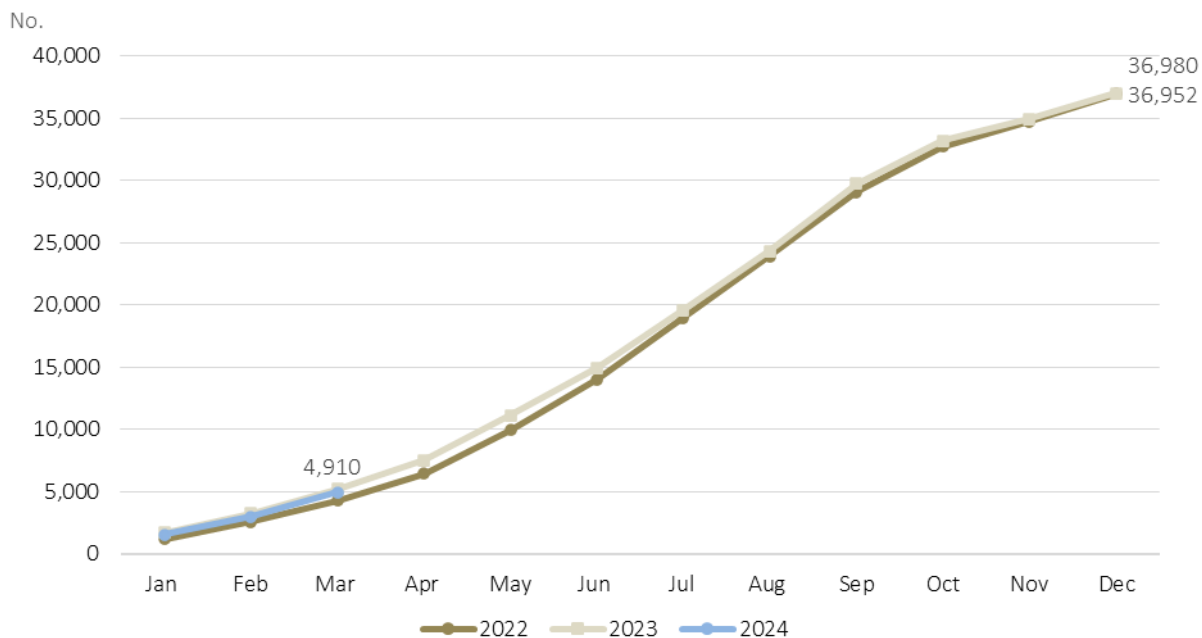
In the first three months of 2024, 4,910 marriages were celebrated, 298 less than in the same period of 2023.

Figure 8. Marriages and year-on-year change, January 2022 to March 2024



Source: Statistics Portugal, Marriages.

Figure 9. Monthly marriages (cumulative values), 2022 to 2024



Source: Statistics Portugal, Marriages.



TECHNICAL NOTE

Statistics Portugal releases the **preliminary** monthly **numbers** of deaths, live births, and marriages based on the information registered in the Civil Register Offices until May 10th, 2024. Indicators on the preliminary monthly number of live births, deaths, and marriages, from January 2023 to March 2024, with geographical breakdowns up to NUTS 3, by NUTS 2013 and NUTS 2024, as well as weekly number of deaths, until the 18th week 2024, by NUTS 3 and daily number of deaths, until May 5th, 2024, by NUTS 2 are made available on the Statistics Portugal Website.

Data are obtained from statistical operations of direct and exhaustive collection on live births, deaths and marriages in Portuguese territory using facts that are subject to compulsory civil registration (birth and death) in the Sistema Integrado do Registo e Identificação Civil (SIRIC).

In addition to administrative information obtained from Civil Register Offices, Statistics Portugal collects an additional set of variables identified as statistically pertinent to the National Statistic System (NSS) and the European Statistical System (EES). Data is recorded and sent electronically, in compliance with the requirements set out by Statistics Portugal and laid down in liaison with the Instituto de Registos e Notariado (IRN) and the Instituto de Gestão Financeira e Equipamentos da Justiça (IGFEJ).

DEFINITIONS

Marriage: Contract signed by two persons that intend to start a family in full partnership and cohabitation according to legislation. Note: marriage can be held between persons from different or same sex.

Live birth: This is the complete expulsion or extraction from the mother's body, irrespective of the duration of the pregnancy, of a product of fertilization that, after separation, breathes or shows any other signs of life, such as a beating of the heart or umbilical cord or actual contraction of any muscle subject to voluntary movement, whether the umbilical cord has been severed and whether the placenta is retained.

Death: The permanent disappearance of vital functions.

Natural balance: The difference between the number of live births and the number of deaths during a given period.

Year-on-year change: The year-on-year change compares the level of a variable between the reference month and the same month of the previous year.

Detailed methodological information available at: www.ine.pt, option Products, Metadata system.

Detailed statistical information available at: www.ine.pt, option Products, Statistical data, database, theme Population, subtheme Births and natality rates and subtheme Mortality and life expectancy.



Next Press Release

14th June 2024: “Vital Statistics - Monthly data – May 2024”.
