



26 January 2024
TOURISM DEMAND OF RESIDENTS
3rd Quarter 2023

RESIDENTS' TRIPS ABROAD WITH A SIGNIFICANT INCREASE IN THE THIRD QUARTER

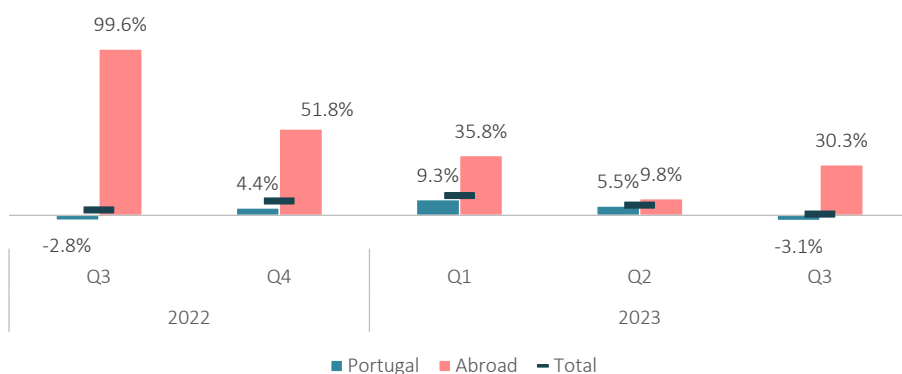
In the **3rd quarter of 2023**, residents in Portugal made a total of 8.0 million trips, which corresponded to an increase of 0.7%¹ (following +6.1% in the 2nd quarter of 2023). Domestic trips decreased by 3.1% to a total of 6.8 million (85.2% of the total trips), while trips abroad grew by 30.3%, reaching 1.2 million (14.8% of the total).

The main reason for travelling in the **3rd quarter of 2023** was “leisure, recreation, or holidays”, which represented 2/3 of the total trips made by residents (66.6%; -0.1 p.p.² compared to the 3rd quarter of 2022), reaching 5.3 million (+0.6%). The second main motivation to travel was the “visit to relatives or friends”, which originated 2.1 million trips (25.7% of the total; -0.9 p.p. vis-à-vis the 3rd quarter of 2022).

"Hotels and similar establishments" accounted for 24.2% of overnight stays from residents' tourism trips in the **3rd quarter of 2023**, with "free private accommodation" being the main option in terms of accommodation (55.4% of overnight stays; 55.0% in the 3rd quarter of 2022).

In the process of organising trips, the internet was used in 28.5% of cases (-0.5 p.p.), with this option having been used in 63.8% (-1.8 p.p.) of trips abroad and 22.4% of domestic trips (-1.8 p.p.).

Figure 1. Year-on-year change (%) in resident trips by destination, quarterly



¹ Unless stated otherwise, the rates of change in this press release refer to year-on-year rates of change.

² When analysing proportions, a year-on-year comparison between quarters is carried out.



Residents' trips abroad increased significantly in the 3rd quarter

In the **3rd quarter of 2023**, residents in Portugal made 8.0 million trips, which corresponded to an increase of 0.7% (+6.1% in the 2nd quarter; -7.5% compared to the 3rd quarter of 2019), as a result of the increase in trips abroad (+30.3%; +11.3% vis-à-vis the 3rd quarter of 2019), given that domestic trips decreased (-3.1%; -10.2% compared to the 3rd quarter of 2019).

The number of trips fell in July (-1.6%) and increased in August and September (+2.0% and +1.6% respectively). Compared to 2019, there were decreases in all months (-3.2% in July, -10.6% in August and -6.8% in September).

In the **3rd quarter of 2023**, residents made 6.8 million trips in Portugal, which accounted for 85.2% of trips (85.6% in the previous quarter; 87.7% in the 3rd quarter of 2019) and 1.2 million trips abroad, which accounted for 14.8% of the total (14.4% in the previous quarter; 12.3% in the 3rd quarter of 2019).

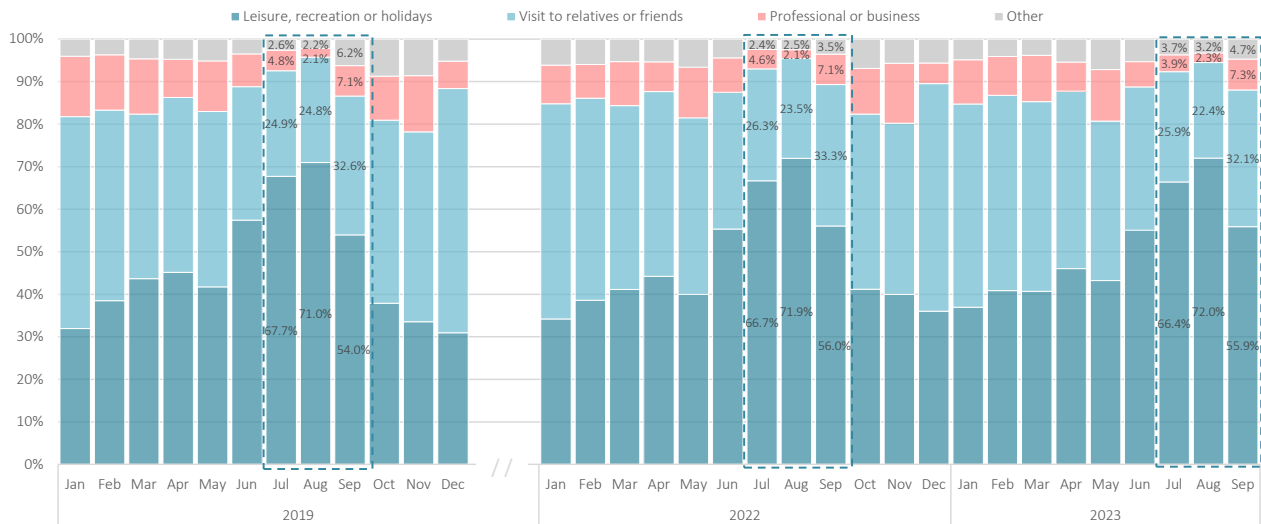
Table 1. Tourism trips by destination, by month

Unit: 10³

MONTH	Total (No)			Total Portugal (No)			Total Abroad (No)		
	2019	2022	2023	2019	2022	2023	2019	2022	2023
Total	24 463	22 627	18 522	21 363	19 969	15 978	3 100	2 657	2 545
January	1 501	1 373	1 570	1 313	1 275	1 423	188	97	148
February	1 539	1 538	1 781	1 363	1 401	1 529	176	137	252
March	1 634	1 431	1 502	1 422	1 261	1 352	212	170	150
April	2 060	1 972	2 177	1 739	1 666	1 873	321	306	304
May	1 539	1 456	1 546	1 356	1 282	1 334	184	174	212
June	2 001	1 901	1 933	1 677	1 641	1 636	323	260	297
July	2 607	2 565	2 523	2 304	2 294	2 192	303	271	330
August	4 122	3 614	3 685	3 595	3 206	3 136	527	408	548
September	1 939	1 778	1 806	1 705	1 549	1 502	234	229	305
October	1 443	1 270		1 278	1 103		165	167	
November	1 555	1 350		1 365	1 188		190	161	
December	2 524	2 381		2 246	2 103		278	278	

"Leisure, recreation or holidays" was the main reason for travelling in the **3rd quarter of 2023**, as in the same periods of 2019 and 2022, originating 5.3 million trips (+0.6%; -6.9% compared to the 3rd quarter of 2019), which represented 2/3 of the total (66.6%, -0.1 p.p. compared to 3rd quarter of 2022; +0.4 p.p. vis-à-vis the 3rd quarter of 2019). The second main reason for travelling was "visit to relatives or friends", which fell by 2.6% (-10.5% compared to the 3rd quarter of 2019), totalling 2.1 million (25.7% of the total, -0.9 p.p. compared to the 3rd quarter of 2022; -0.8 p.p. compared to the 3rd quarter of 2019). Trips for "professional or business" reasons also fell (-1.8% vis-à-vis the 3rd quarter of 2022; -9.5% vis-à-vis the 3rd quarter of 2019), totalling 315.2 thousand trips, which corresponded to 3.9% of the total (-0.1 p.p. compared to the 3rd quarter of 2022 and 2019).

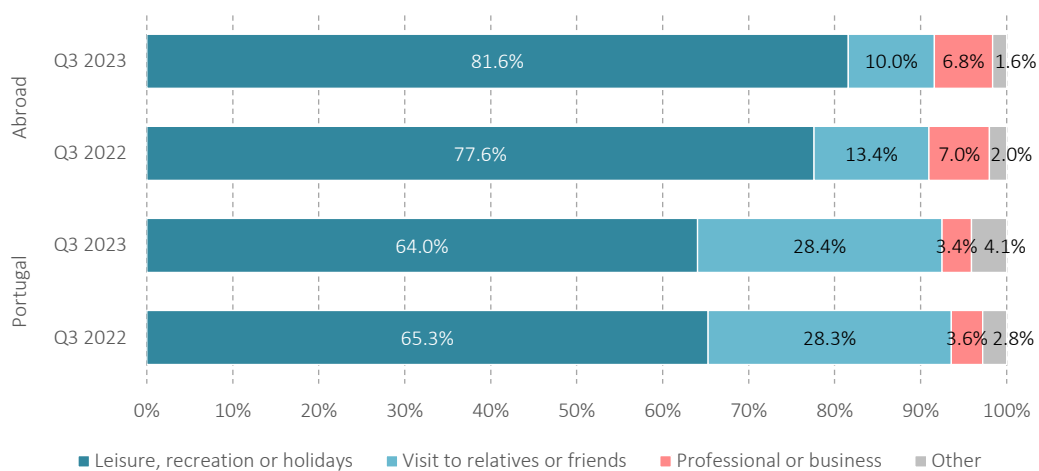
Figure 2. Breakdown of trips according to the main purposes, by month



"Leisure, recreation or holidays " trips represented 2/3 of the total

In the 3rd quarter of 2023, "leisure, recreation or holidays" was residents' main reason for travelling, both in Portugal, where they accounted for 64.0% of all domestic trips (4.4 million trips) and in trips abroad, where they accounted for 81.6% of the total (965.4 thousand trips). The second main reason for domestic trips was "visit to relatives or friends" (28.4% of the total, 1.9 million trips), which was also the case concerning trips abroad (10.0% of the total, 118.5 thousand trips). "Professional or business" reasons were the third main motivation why residents travelled, regarding both domestic trips (3.4% of the total, 235.1 thousands of trips) and trips abroad (6.8%, 80.1 thousands trips).

Figure 3. Breakdown of trips according to purposes, by destination

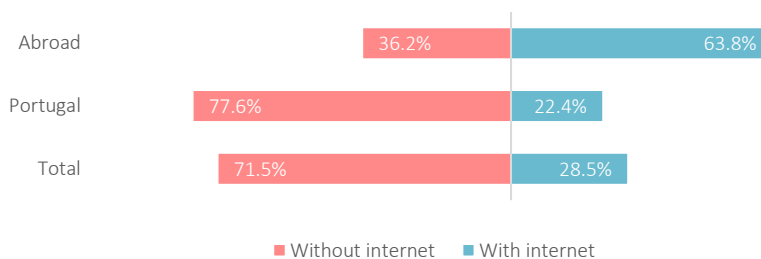


Prior booking of services used in more than 90% of trips abroad made by residents

Prior booking of services was used in 46.0% of trips made by residents in the **3rd quarter of 2023** (+1.5 p.p.), being dominant in trips abroad (92.3%; -1.2 p.p.), as opposed to domestic trips (38.0%; -0.2 p.p.).

In the process of organising trips, the internet was used in 28.5% of trips (-0.5 p.p.), with this option being used more in trips abroad (63.8% of the total; -1.8 p.p.) than in domestic trips, where the use of this resource accounted for 22.4% of the total (-1.8 p.p.).

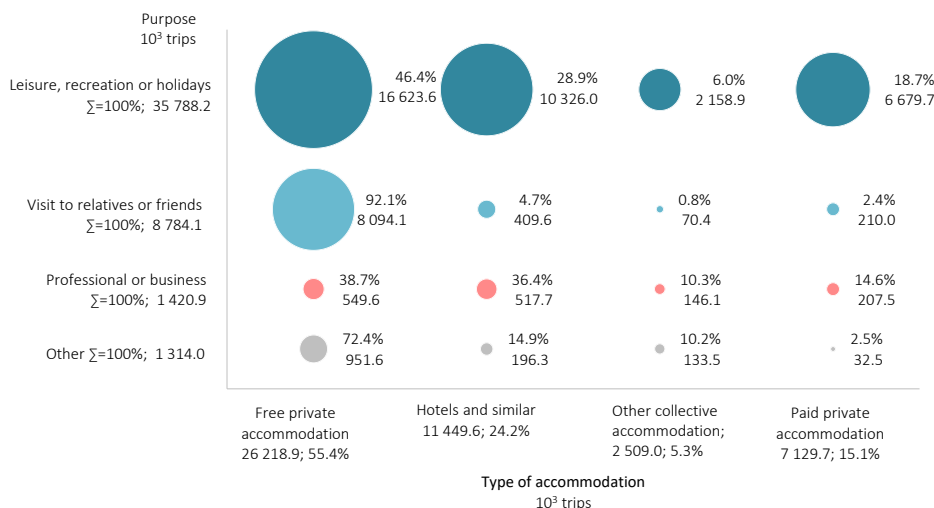
Figure 4. Breakdown of trips according to the use of the internet, by destination, 3rd quarter of 2023



"Free private accommodation" remained the main option for overnight trips

In the **3rd quarter of 2023**, "free private accommodation" remained the main accommodation option (55.4% of the total), having hosted 26.2 million overnight stays in trips made by residents. This type of accommodation was more predominant in trips motivated by "visit to relatives or friends" (92.1% of the total), in trips for "leisure, recreation or holidays" (46.4%) and in trips for "professional or business" reasons (38.7%). "Hotels and similar establishments" was the second main accommodation option, accounting for 24.2% of overnight stays (11.4 million). This type of accommodation accounted for 36.4% of overnight stays in trips for "professional or business" reasons and 28.9% in trips for "leisure, recreation or holidays".

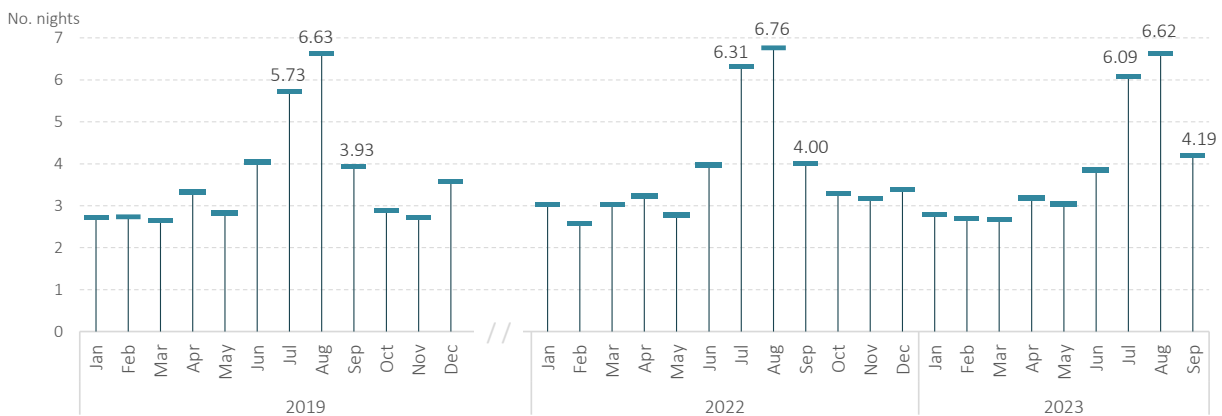
Figure 5. Breakdown of overnight stays by type of accommodation, according to main purposes, 3rd quarter of 2023



The average trip duration in the 3rd quarter of 2023 was slightly below the 2022 levels

In the **3rd quarter of 2023**, each trip had an average duration of 5.90 nights (6.00 in the 3rd quarter of 2022; 5.76 in the 3rd quarter of 2019). The longest average duration was recorded in August (6.62 nights; 6.76 in August 2022) and the lowest in September (4.19 nights, 4.00 in September 2022).

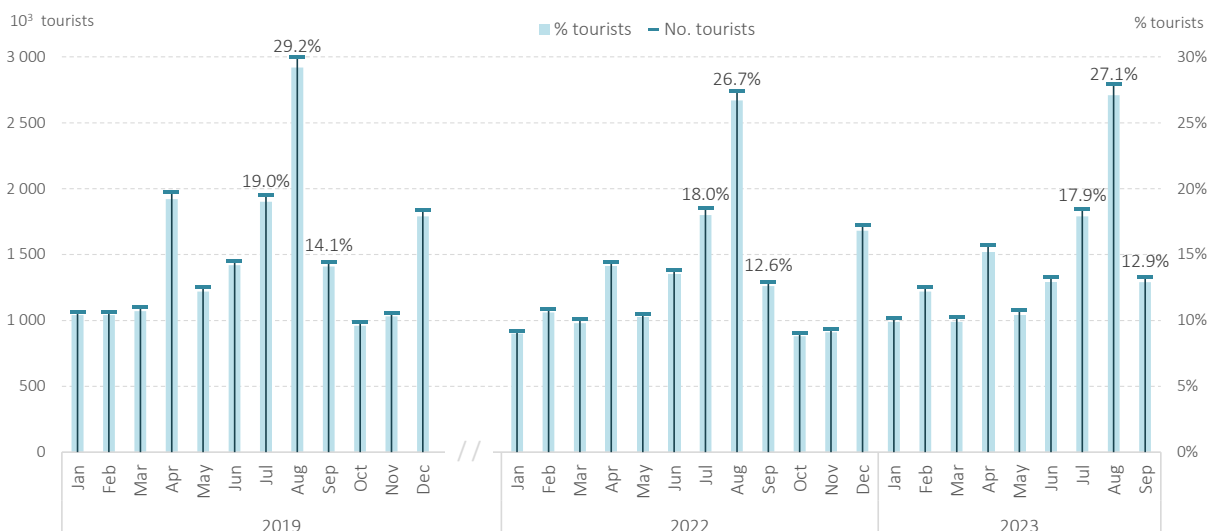
Figure 6. Average trip duration, by month



The proportion of tourists increased when compared to the same period in 2022, but stood below the 2019 levels

In the **3rd quarter of 2023**, 40.8% of residents made at least one tourist trip, i.e., +1.6 p.p. compared to the same period last year, but still below 2019 levels (-1.5 p.p.). In a monthly analysis, the proportion of residents who made at least one trip increased in August and September (+0.4 p.p. and +0.3 p.p., respectively), having fallen slightly in July (-0.1 p.p.). Compared to 2019, there were decreases in the proportion of resident tourists in all months (-1.1 p.p., -2.1 p.p. and -1.2 p.p., compared from July to September, respectively).

Figure 7. Proportion of tourists in the resident population, by month





METHODOLOGICAL NOTE

The statistical findings from the *Travel survey of residents* are gathered from surveying a sample of housing units, with a 50% rotation at the beginning of each year, with a quarterly telephone interview.

The results in this Press Release are:

Up until 2022 – final data

2023 – provisional data

Main concepts

Tourist - Traveller staying at least one night in a private or collective accommodation site in a particular place, regardless of the motivation to travel.

Tourism trip - A trip to one or multiple tourist destinations, including the returning trip to the starting point and covering the whole period during which an individual remains outside his usual living environment.

Usual living environment - Environment in the proximity of an individual's residence, concerning its working and studying places, as well as other places frequently visited. Distance and frequency are two closely related dimensions to this concept and include the places located near the place of residence, regardless of how often visited, and the places located at a considerable distance from the place of residence (including those in a foreign country), frequently visited (once or several times per week on average) on a routine basis.

One individual has only one usual living environment, with the concept applied to both levels of domestic tourism and international tourism.

Hotels and similar – Tourist accommodation establishments whose main economic activity consists of the provision of accommodation services and other complementary or support services, with or without the provision of meals, in exchange for payment.

Other collective accommodation – Establishments, places, or facilities providing accommodation services to tourists mostly in exchange for payment including camping sites, holiday camps, youth hostels, collective means of transportation, working, or holiday projects, amongst others.

Free private accommodation – Accommodation used by tourists consisting of a second residence or provided by relatives or friends, for free.

Paid private accommodation – Private accommodation, with or without official licensing for the provision of tourist accommodation, having available a limited number of paid independent places (rooms or housing).

Date of next Press Release – 26th of April 2024
