



27 October 2023
TOURISM DEMAND OF RESIDENTS
2nd Quarter 2023

RESIDENTS' TRIPS ABROAD APPROACH 2019 LEVELS

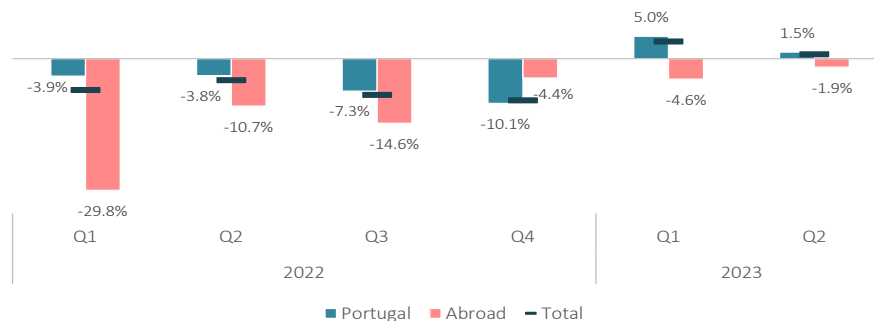
In the **2nd quarter of 2023**, residents in Portugal made a total of 5.7 million trips, an increase of 6.1%¹ (+1.0% compared to the 2nd quarter of 2019; +11.8% in the 1st quarter of 2023). Domestic trips were decisive for this increase, rising by 5.5% (+1.5% when compared to the 2nd quarter of 2019) to 4.8 million, which represented 85.6% of the total trips. Trips abroad grew by 9.8%, totalling 812.2 thousand trips, (14.4% of the total) and gradually approached 2019 levels, falling 1.9% below these figures in the 2nd quarter of 2023 (-4.6% in the 1st quarter of 2023).

“Leisure, recreation, or holidays”, the main reason for travelling in the **2nd quarter of 2023**, increased by 9.1% (+0.5% compared to the 2nd quarter of 2019) and accounted for 48.4% of the total (+1.3 p.p.² compared to the 2nd quarter of 2022), reaching 2.7 million trips. “Visit to relatives or friends” was the motivation for 2.1 million trips (37.8% of the total, -1.1 p.p. vis-à-vis the 2nd quarter of 2022), growing by 3.2% (+1.3% compared to the 2nd quarter of 2019).

"Hotels and similar establishments" accounted for 25.3% of overnight stays from tourism trips in the **2nd quarter of 2023**. The "free private accommodation" remained the main option in terms of accommodation (60.4% of overnight stays).

When organising trips, the Internet was used in 25.6% of cases (-0.8 p.p.), with this option being used in 64.8% (-7.2 p.p.) of trips abroad and in 19.0% of domestic trips, which remained unchanged from the 2nd quarter of 2022.

Figure 1. Year-on-year change (%) in resident trips by destination, quarterly, compared to 2019



¹ Unless stated otherwise, the rates of change in this press release refer to year-on-year rates of change.

² When analysing proportions, a year-on-year comparison between quarters is carried out.



Residents' trips abroad taken in the 2nd quarter are still below 2019 levels

In the 2nd quarter of 2023, residents in Portugal made 5.7 million trips, which corresponded to an increase of 6.1% (+11.8% in the 1st quarter), as a result of both the increase in domestic trips (+5.5%) and the growth in trips abroad (+9.8%). Residents' trips were also above the levels of the same period in 2019 (+1.0%), as a result of the increase in domestic trips (+1.5%), as trips abroad registered a decrease (-1.9%), although they continued to gradually approach the levels of the pre-pandemic period (-4.6% in the first quarter).

Table 1. Tourism trips by destination, by month

Unit: 10³

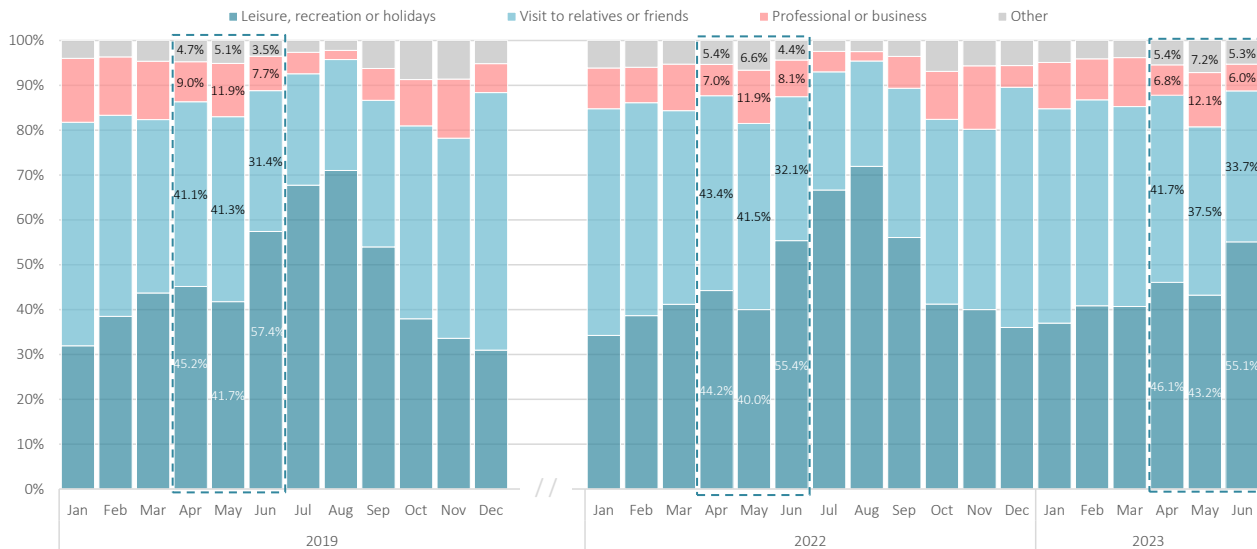
MONTH	Total (No)			Total Portugal (No)			Total Abroad (No)		
	2019	2022	2023	2019	2022	2023	2019	2022	2023
Total	24 463	22 627	10 509	21 363	19 969	9 147	3 100	2 657	1 361
January	1 501	1 373	1 570	1 313	1 275	1 423	188	97	148
February	1 539	1 538	1 781	1 363	1 401	1 529	176	137	252
March	1 634	1 431	1 502	1 422	1 261	1 352	212	170	150
April	2 060	1 972	2 177	1 739	1 666	1 873	321	306	304
May	1 539	1 456	1 546	1 356	1 282	1 334	184	174	212
June	2 001	1 901	1 933	1 677	1 641	1 636	323	260	297
July	2 607	2 565		2 304	2 294		303	271	
August	4 122	3 614		3 595	3 206		527	408	
September	1 939	1 778		1 705	1 549		234	229	
October	1 443	1 270		1 278	1 103		165	167	
November	1 555	1 350		1 365	1 188		190	161	
December	2 524	2 381		2 246	2 103		278	278	

The number of trips increased in every month of the quarter: +10.4% in April, +6.2% in May, and +1.7% in June. Compared to 2019, there were increases in April and May (+5.7% and +0.4% respectively), followed by a decrease of 3.4% in June.

In the 2nd quarter of 2023, residents made 4.8 million domestic trips, which accounted for 85.6% of total trips (85.2% in the 2nd quarter of 2019; 88.7% in the 1st quarter of 2023) and 812.2 thousand trips abroad, which corresponded to 14.4% of the total (14.8% in the 2nd quarter of 2019; 11.3% in the 1st quarter of 2023).

"Leisure, recreation or holidays", as in the same periods of 2019 and 2022, was the main motivation for travelling in the 2nd quarter of 2023, being the reason for 2.7 million trips (+9.1%; +0.5% compared to the 2nd quarter of 2019), which represented 48.4% of the total (+1.3 p.p. compared to the 2nd quarter of 2022; -0.2 p.p. compared to the 2nd quarter of 2019). The "visit to relatives or friends" also recorded an increase, +3.2% (+1.3% compared to the 2nd quarter of 2019), as a result of 2.1 million trips (37.8% of the total, -1.1 p.p. compared to the 2nd quarter of 2022; +0.1 p.p. compared to the 2nd quarter of 2019). Trips for "professional or business" reasons stood out as the only decrease (-3.1% compared to the 2nd quarter of 2022 and -13.6% compared to the 2nd quarter of 2019), with 450.7 thousand trips, corresponding to 8.0% of the total (-0.8 p.p. compared to the 2nd quarter of 2022 and -1.3 p.p. vis-à-vis the 2nd quarter of 2019).

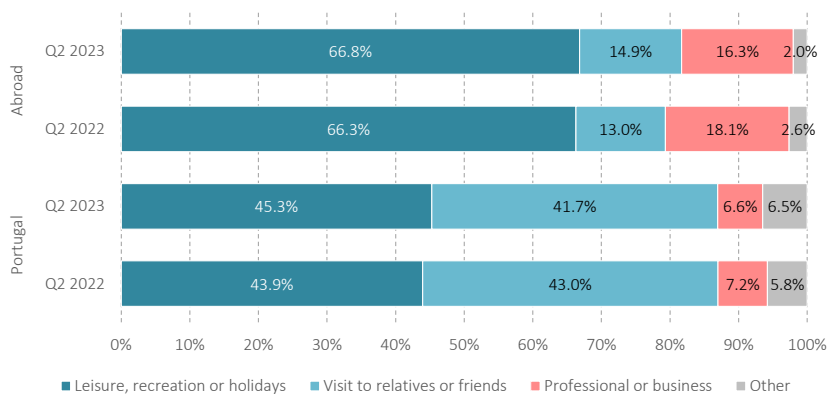
Figure 2. Breakdown of trips according to the main purposes, by month



"Leisure, recreation or holidays " was the main reason for trips in Portugal and abroad

In the 2nd quarter of 2023, "leisure, recreation or holidays" was the main reason why residents travelled, both domestically (45.3% of domestic trips; 2.2 million trips) and abroad (66.8% relative weight; 542.7 thousand trips). Among domestic trips, those motivated by "visit to relatives or friends" also stand out, accounting for 41.7% of the total (2.0 million trips). In terms of trips abroad, although becoming less representative, "professional or business" reasons were the second main reason for travelling, totalling 132.2 thousand trips (16.3% of the total, -1.8 p.p. and -6.5 p.p. compared to the same quarter in 2022 and 2019, respectively).

Figure 3. Breakdown of trips according to purposes, by destination

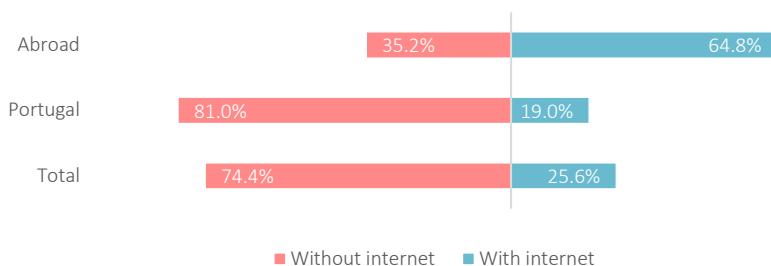


Prior booking of services with a slight increase in representativeness in trips made by residents

Prior booking of services was used in 37.6% of trips made by residents in the 2nd quarter of 2023 (+0.5 p.p.), significantly more in trips abroad (91.2%; -4.3 p.p.) than in domestic trips (28.6%; +0.9 p.p.).

The Internet was used to organise 25.6% of trips (-0.8 p.p.), with this resource being an option in 64.8% (-7.2 p.p.) of trips abroad and 19.0% of domestic trips, which remained unchanged compared to the 2nd quarter of 2022.

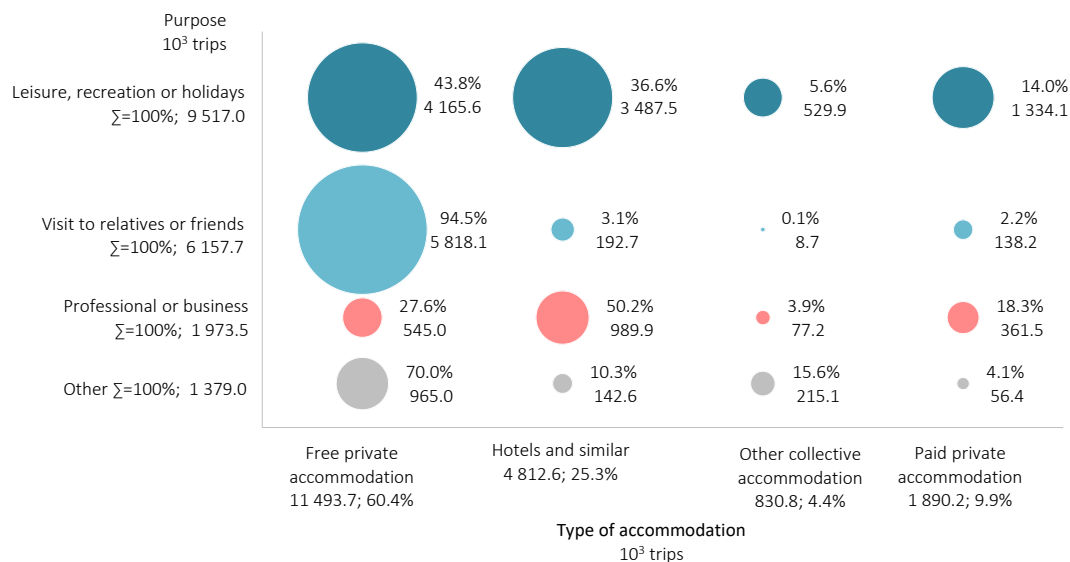
Figure 4. Breakdown of trips according to the use of the internet, by destination, 2nd quarter of 2023



"Free private accommodation" predominated, being the choice of residents in 60.4% of overnight stays

"Free private accommodation" remained the main accommodation option (60.4% of the total), registering 11.5 million overnight stays during trips taken by residents in the 2nd quarter of 2023, having been the choice in 94.5% of those motivated by "visit to relatives or friends" and in 43.8% of trips for "leisure, recreation or holidays" reasons. "Hotels and similar establishments" accounted for 25.3% of overnight stays resulting from residents' tourist trips (4.8 million overnight stays) and were the predominant accommodation option for "professional or business" trips (50.2%).

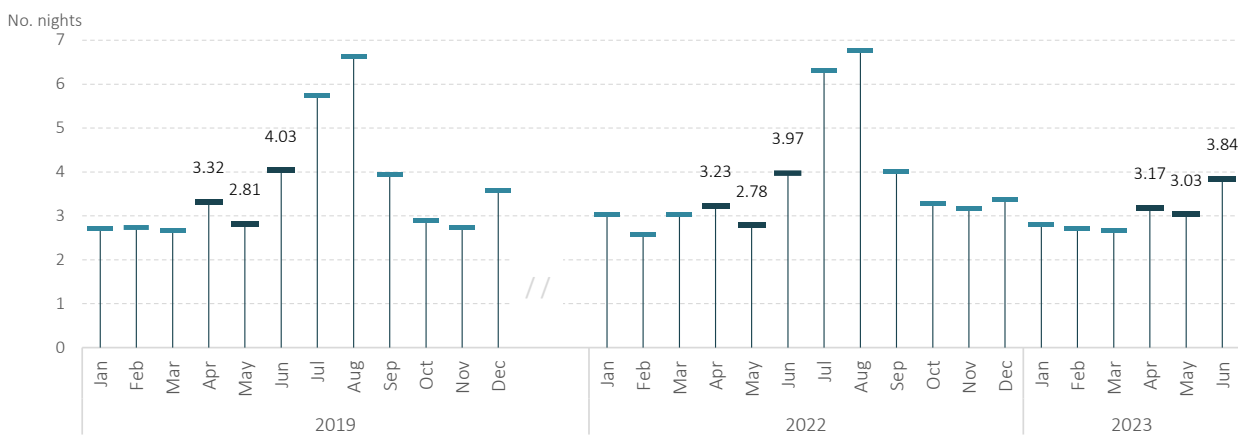
Figure 5. Breakdown of overnight stays by type of accommodation, according to main purposes, 2nd quarter of 2023



The average trip duration in the 2nd quarter of 2023 was 3.36 nights, slightly below the levels of 2022 and 2019

In the 2nd quarter of 2023, each trip had an average duration of 3.36 nights (3.37 in the 2nd quarter of 2022; 3.44 in the 2nd quarter of 2019). The lowest average duration was recorded in May (3.03 nights, 2.78 nights in May 2022), while the highest occurred in June (3.84 nights; 3.97 in June 2022).

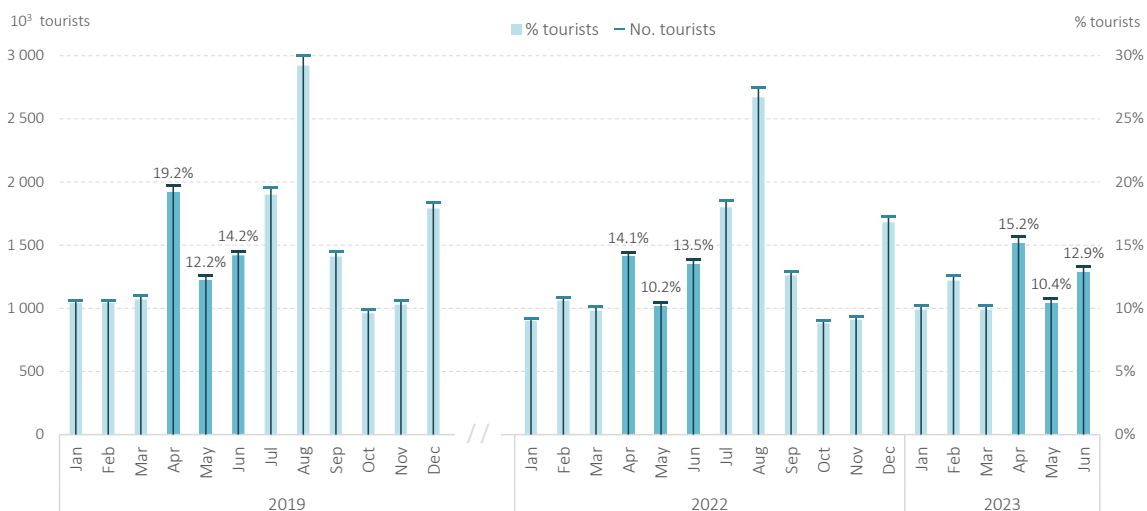
Figure 6. Average trip duration, by month



The proportion of residents who travelled increased when compared to the same period in 2022, but still below the levels of 2019

In the 2nd quarter of 2023, 24.6% of residents made at least one tourist trip, i.e., +0.7 p.p. compared to the same period last year, but still below 2019 levels (-4.2 p.p.). Monthly, the proportion of residents who travelled increased in April and May (+1.2 p.p. and +0.2 p.p., respectively), but fell in June (-0.6 p.p.). Compared to the same months in 2019, there were decreases in the proportion of resident tourists in all months (-4.0 p.p., -1.8 p.p., and -1.3 p.p. from April to June, respectively).

Figure 7. Proportion of tourists in the resident population, by month



TOURISM DEMAND OF RESIDENTS – 2nd Quarter of 2023



METHODOLOGICAL NOTE

The statistical findings from the *Travel survey of residents* are gathered from surveying a sample of housing units, with a 50% rotation at the beginning of each year, with a quarterly telephone interview.

The results in this Press Release are:

Up until 2022 – final data

2023 – provisional data

Main concepts

Tourist - Traveller staying at least one night in a private or collective accommodation site in a particular place, regardless of the motivation to travel.

Tourism trip - A trip to one or multiple tourist destinations, including the returning trip to the starting point and covering the whole period during which an individual remains outside his usual living environment.

Usual living environment - Environment in the proximity of an individual's residence, concerning its working and studying places, as well as other places frequently visited. Distance and frequency are two closely related dimensions to this concept and include the places located near the place of residence, regardless of how often visited, and the places located at a considerable distance from the place of residence (including those in a foreign country), frequently visited (once or several times per week on average) on a routine basis.

One individual has only one usual living environment, with the concept applied to both levels of domestic tourism and international tourism.

Hotels and similar – Tourist accommodation establishments whose main economic activity consists of the provision of accommodation services and other complementary or support services, with or without the provision of meals, in exchange for payment.

Other collective accommodation – Establishments, places, or facilities providing accommodation services to tourists mostly in exchange for payment including camping sites, holiday camps, youth hostels, collective means of transportation, working, or holiday projects, amongst others.

Free private accommodation – Accommodation used by tourists consisting of a second residence or provided by relatives or friends, for free.

Paid private accommodation – Private accommodation, with or without official licensing for the provision of tourist accommodation, having available a limited number of paid independent places (rooms or housing).

Date of next Press Release – 26th of January 2024
