



5 April 2023

SPORT IN NUMBERS
2022

SPORT IN NUMBERS

IN 2022, THE EXPORTS OF BICYCLES REACHED EUR 345.2 MILLION, ACCOUNTING FOR ALMOST 60% OF TOTAL EXPORTS OF SPORTS GOODS

In 2022 (preliminary data), the total exports of sports goods reached EUR 580.1 million (7.6% more than in 2021) and imports reached EUR 404.5 million (+19.9%). This resulted in a commercial trade balance surplus of EUR 175.6 million in the sports goods.

In the same year, sports employment reached 44.5 thousand people, 20.3% more than in 2021.

The total average gross monthly earnings per employee (per job) in the sports sector activities were EUR 1,366, standing out the Activities of sports clubs with the highest average gross monthly earnings per employee (EUR 2,645) and the Sports and recreation education with the lowest (EUR 848).

In 2021, the 14,368 enterprises in the sports sector (more 4.5% than in 2020) generated EUR 1.9 thousand million of turnover (+11.9%) and a Gross Value Added (GVA) of EUR 731.9 million (+23.2%).

The financing of municipalities to the Sports activities and infrastructures, in 2021, reached EUR 323.3 million (more 7.4% than the previous year). In the same year, the financing of the Portuguese Institute of Sports and Youth to the Sports federations was EUR 41.0 million (less 3.0% than in 2020).

In 2021, the number of practitioners affiliated in Sports federations was 483.8 thousand practitioners (less 17.7% than the previous year), of which 70.4% were men.

In the 2021/2022 school year, there were 10,973 enrolled students in tertiary education in the field of sports. The number of graduates, in 2020/2021, was 2,510. Compared to the previous school year, the number of enrolled students increased 4.1% and the graduates 8.4%.

To mark the International Day of Sport for Development and Peace (6th of April), Statistics Portugal releases on its website – www.ine.pt – the third edition, in bilingual format, of the publication *Sport in Numbers*.

The statistical information is organized in seven chapters: sports education, employment, business sector, international trade, consumer prices index, public financing of sports activities, and federated sport, going through a set of indicators on the economic and social dimension of sports activities.



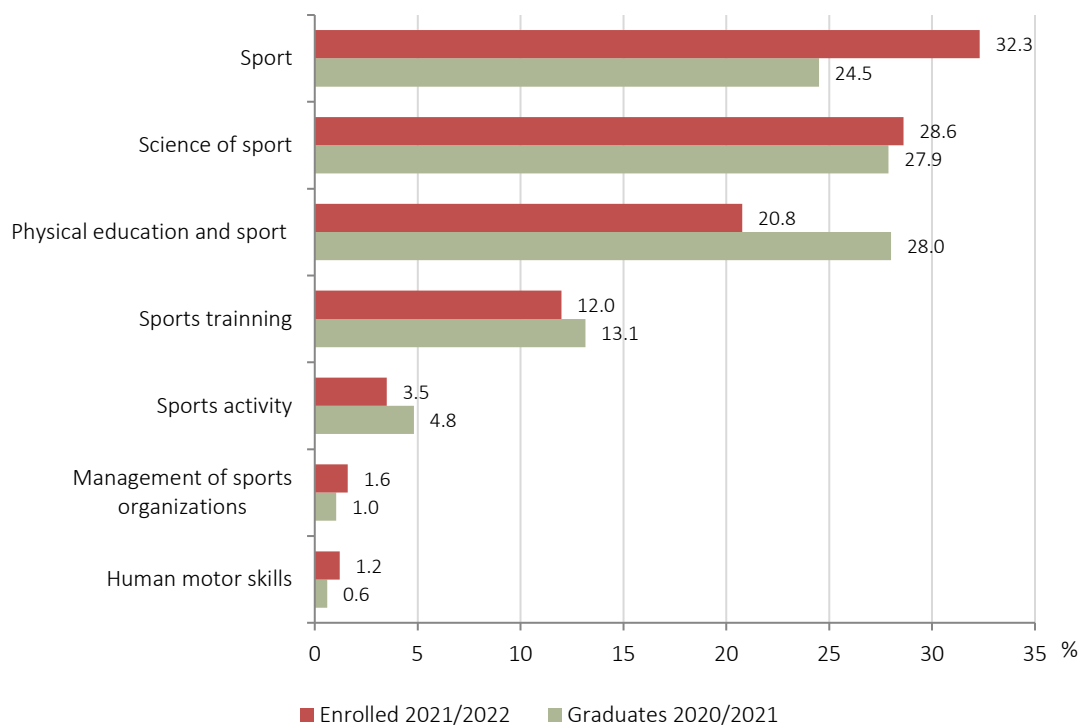
SPORT IN NUMBERS – 2022



1. Sports education

In the 2021/2022 school year, there were 10,973 students enrolled in tertiary education in sports (4.1% more than in the previous school year). The study fields with the higher number of enrolled students were Sport (32.3%), Science of sport (28.6%) and Physical education and sport (20.8%). The number of graduates in the field of sports in 2020/2021 reached 2,510 (8.4% more compared to the previous school year).

Figure 1. Distribution of enrolled and graduated students in tertiary education by study fields of sport education



Source: Directorate - General for Education and Science Statistics of Ministry of Education and Ministry of Science, Technology and Higher Education.

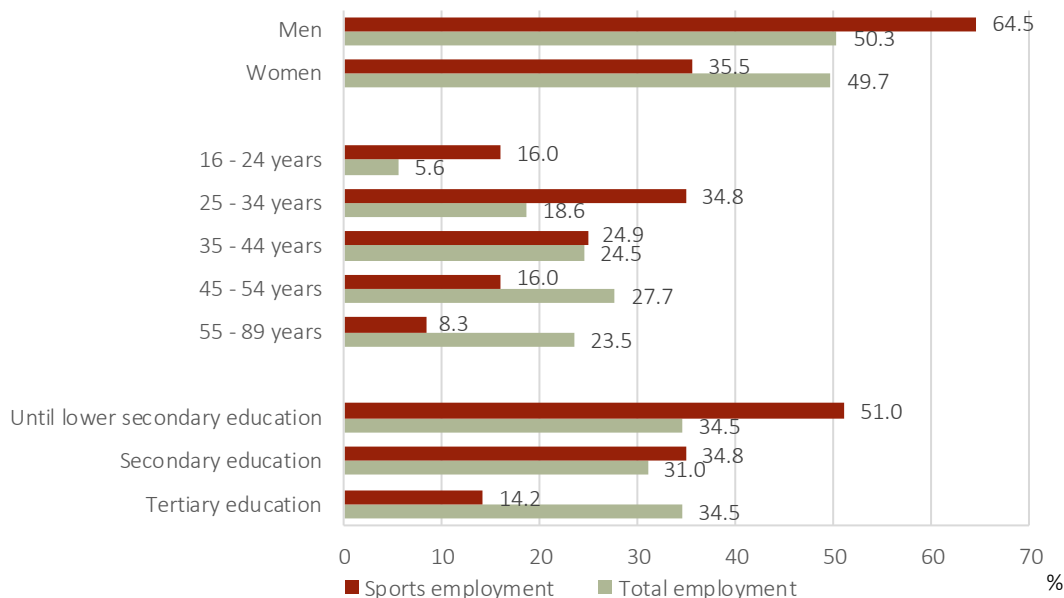
In the last five school years, the number of enrolled students in the sports fields of education and training increased 20.4%, which compares with the 16.2% total increase of enrolled students in tertiary education.



2. Sports employment

In 2022, sports employment reached 44.5 thousand people (20.3% more than the previous year) and represented 0.9% of the total employed population. Compared to the total employed population, sports is characterized by employing more men, younger and more educated people: 64.5% of the total employed in the sports sector were men (50.3% in the total economy), 50.8% were aged between 16 and 34 (24.2% in the total) and 51.0% had completed tertiary education (34.5% in the total).

Figure 2. Total and sports employment, 2022



Source: Statistics Portugal, Labour Force Survey.

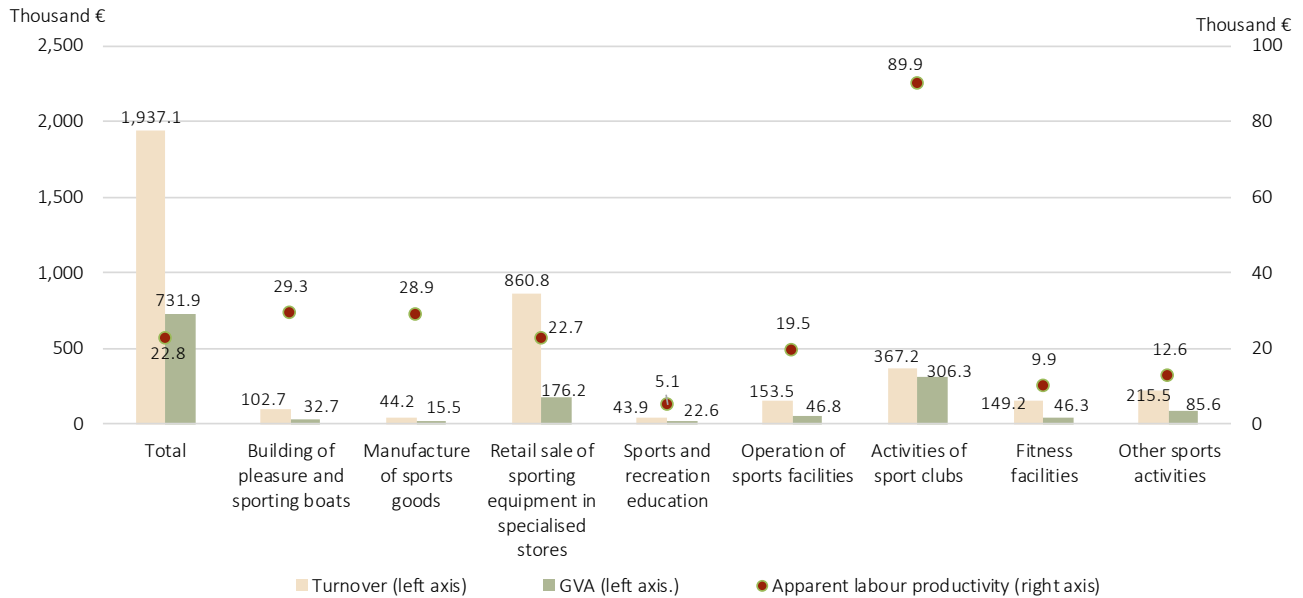
3. Sports sector enterprises

In 2021, 14,368 enterprises belonged to the sports sector (more 4.5% than in 2020) and were responsible for EUR 1.9 thousand million of turnover (+11.9%) and generated EUR 731.9 million of Gross Value Added (GVA), 23.2% more than in the previous year. Those results accounted for 1.1%, 0.4% and 0.7%, respectively, of the enterprises of non-financial sector.

The apparent labour productivity of the sector (measured by the GVA at factors cost divided by the number of persons employed) was EUR 22.8 thousand (EUR 26.4 thousand for the total of enterprises of the non-financial sector).



Figure 3. Turnover, GVA and Apparent labour productivity of sports sector enterprises, 2021



Source: Statistics Portugal, Integrated Business Accounts.

4. Average gross monthly earnings per employee in sports sector

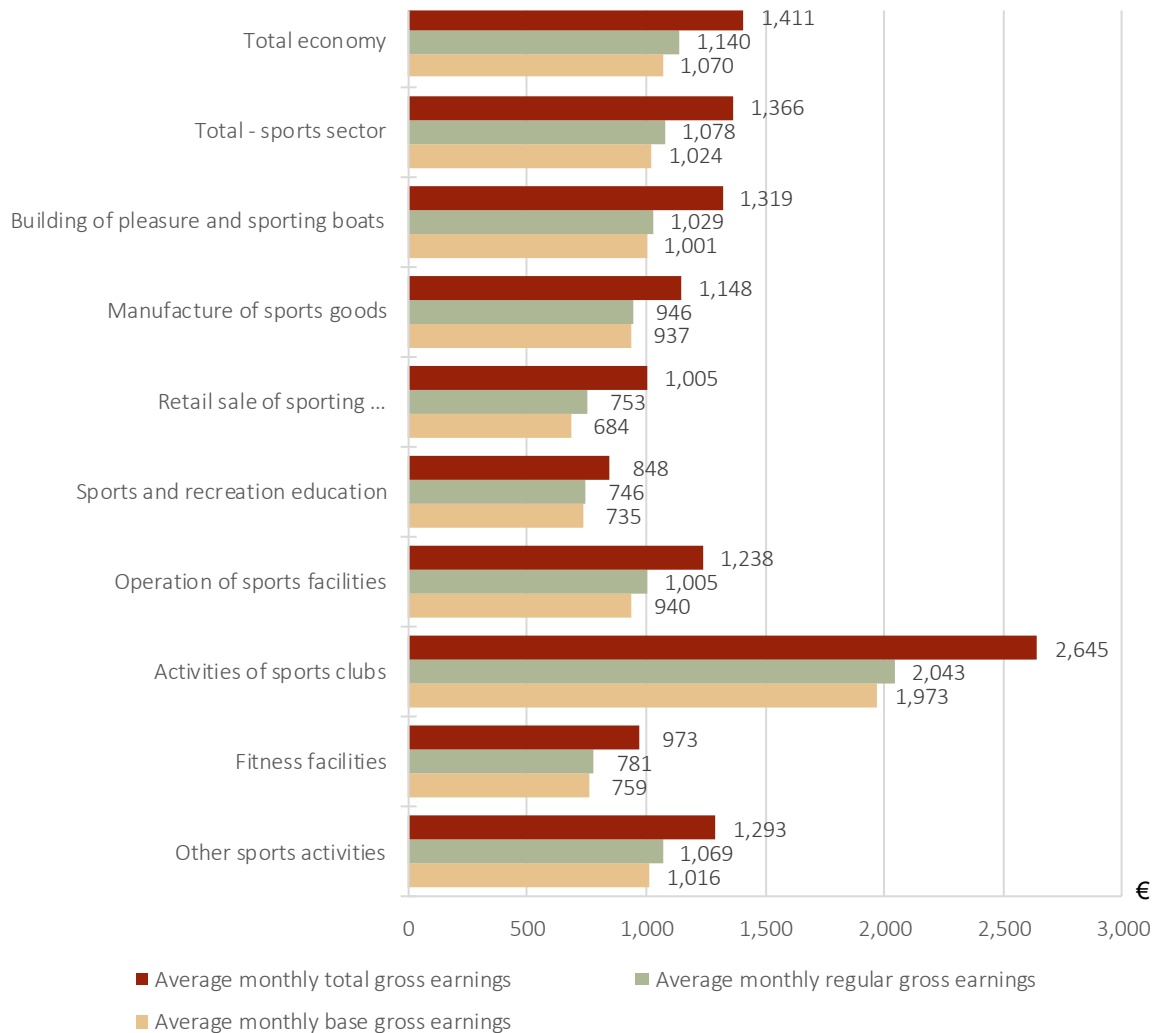
In 2022 (provisional data), the total average gross monthly earnings per employee (per job) in the sports sector activities were EUR 1,366 (4.7% more than in 2021). The regular component was EUR 1,078 (+1.5%), and the base monthly earnings were EUR 1,024 (+0.9%).

In the whole economy, the total average gross monthly earnings per employee was higher, EUR 1,411, as it was the regular component, EUR 1,140, and the base earnings, EUR 1,070. The regular and base components increased by 3.1% and 3.0%, respectively, corresponding to higher increases than in the sports sector. However, the total average gross monthly earnings increased less than in the sports sector (3.6%).

In the sports sector, the Activities of sports clubs stood out with the highest total average gross monthly earnings per employee (EUR 2,645). In these activities, the regular gross component and base gross component were EUR 2,043 and EUR 1,973, respectively. On the contrary, Sports and recreation education recorded lower remunerations in the various components: EUR 848 (total), EUR 746 (regular) and EUR 735 (base).



Figure 4. Average gross monthly earnings per employee (total, regular and base) of sports sector (€), 2022



Source: Calculations by Statistics Portugal on the information from the Monthly Statement of Earnings from Social Security, and the Contributive Relation of Caixa Geral de Aposentações.

Note: provisional data.

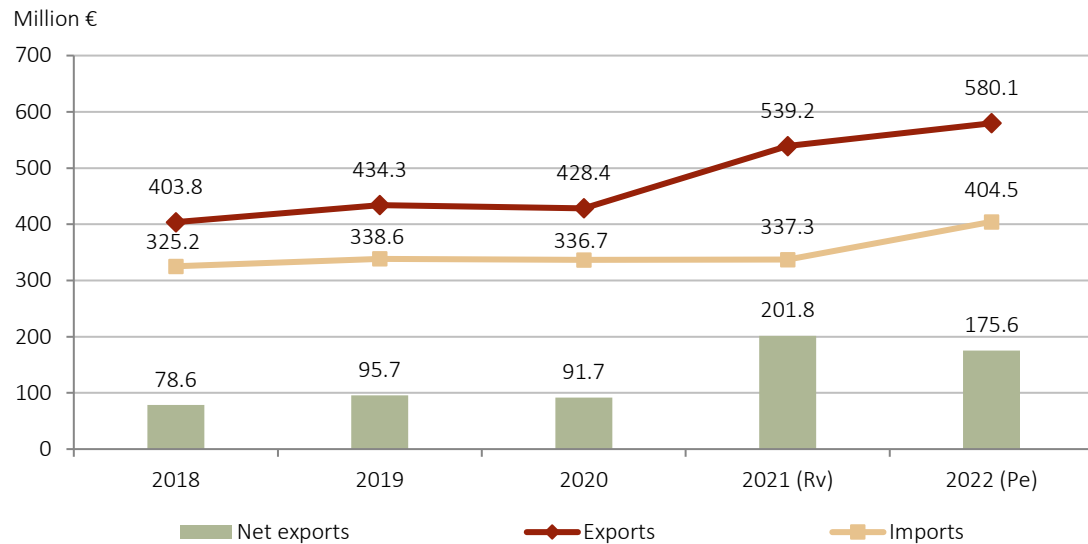
5. International trade

In 2022 (preliminary data), the total exports of sports goods amounted to EUR 580.1 million (7.6% more than in 2021) and imports to EUR 404.5 million (+19.9%). This resulted in a commercial trade balance surplus of EUR 175.6 million in the sports goods (13.0% less than in 2020).

Bicycles, with exports of EUR 345.2 million (59.5% of the total sports goods exports) and imports of EUR 34.5 million, were the main responsible for the positive sports goods trade balance.



Figure 5. Sports goods total exports and imports, 2018-2021



Source: Statistics Portugal, International trade.

Note 2022 data are preliminary and the 2021 were revised.

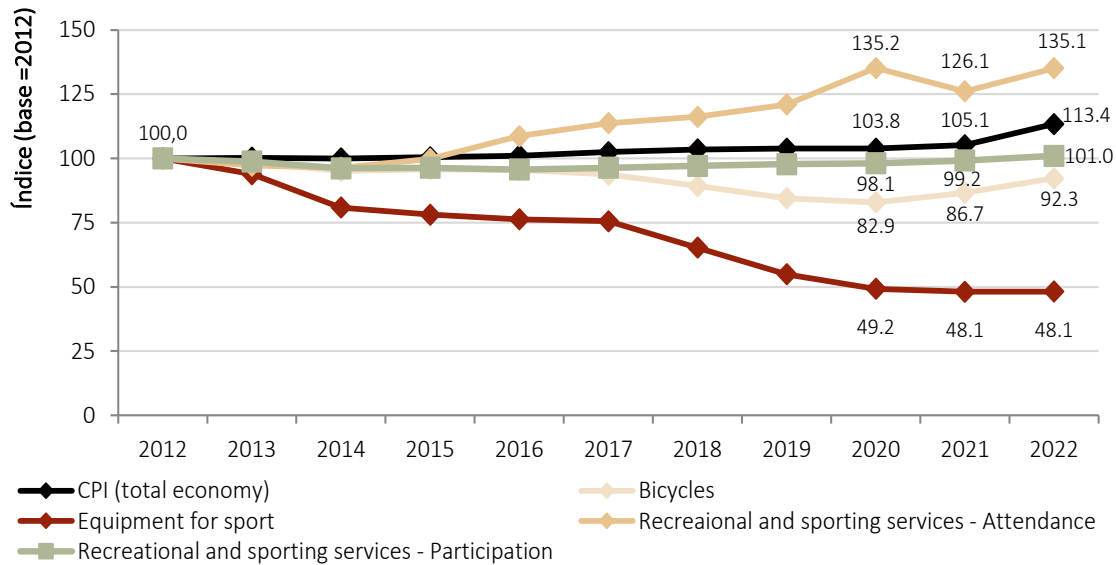
6. Consumer Price Index of sports goods and services

In 2022, there were increases, compared with the previous year, in the prices of Recreational and sporting services – Attendance (+7.1%), Bicycles (+6.5%), and Recreational and sporting services – Participation (+1.9%). The prices of Equipment for sport remained practically unchanged (+0.1%).

In the last five years, it stood out the price decrease of Equipment for sport (-26.2%) and the price increase of Bicycles (+16.3%).



Figure 6. Sports goods and services Consumer Price Index, 2012-2022



Source: Statistics Portugal, Consumer Price Index.

7. Public financing in sports activities

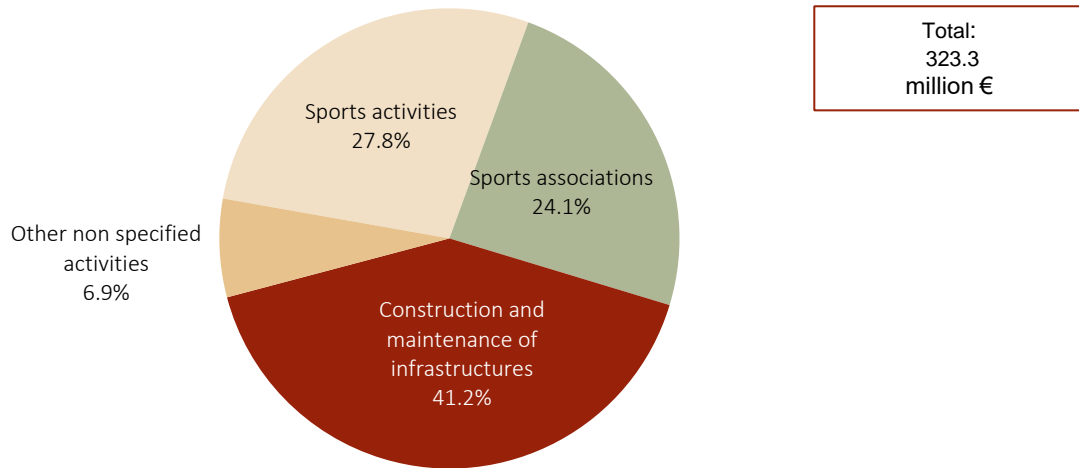
In 2021, the 308 municipalities spent EUR 323.3 million – that corresponded to 3.3% of the municipalities’ total expenditure – in sports activities and infrastructures, leading to an increase of 7.4% compared to the previous year (more EUR 22.3 million). This increase resulted from the growth in capital expenditure by 15.9 million euros (+21.4%), and in current expenses by 6.4 million of euros (+2.4%).

Construction and maintenance of infrastructures was the subdomain with more expression (41.2%), followed by sports activities (27.8%), and sports associations (24.1%), which, together amounted to 93.1% of the total expenditure.

The average national expenditure per inhabitant in sports activities and equipment was EUR 31.2 (more 6.8% than in the previous year).



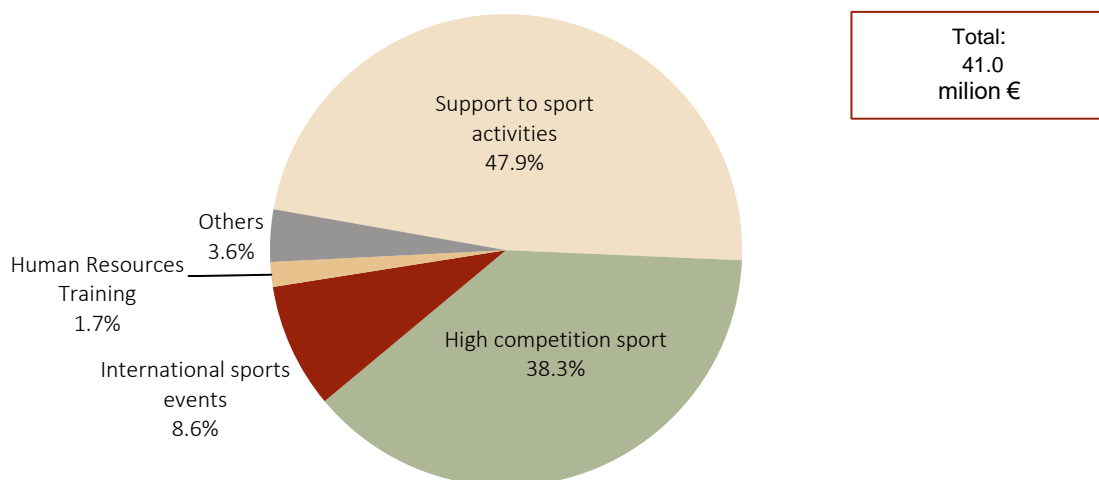
Figure 7. Local governments financing in sports activities and infrastructures, by subdomains, 2021



Source: Statistics Portugal, Financing of Cultural, Creative and Sports activities by Municipalities Survey.

In 2021, the financing of the Portuguese of Sports and Youth Institute (IPDJ) to the Sports federations decreased to EUR 41.0 million (less 3.0% than in the previous year). Support to sports activities stood out with 47.9% of total financing, surpassing the High competition sports (38.3%) and International sports events (8.6%).

Figure 8. Financing of Portuguese Institute of Sports and Youth to the Sports federations by groups of projects/programmes, 2021



Source: Portuguese of Sports and Youth Institute I.P.

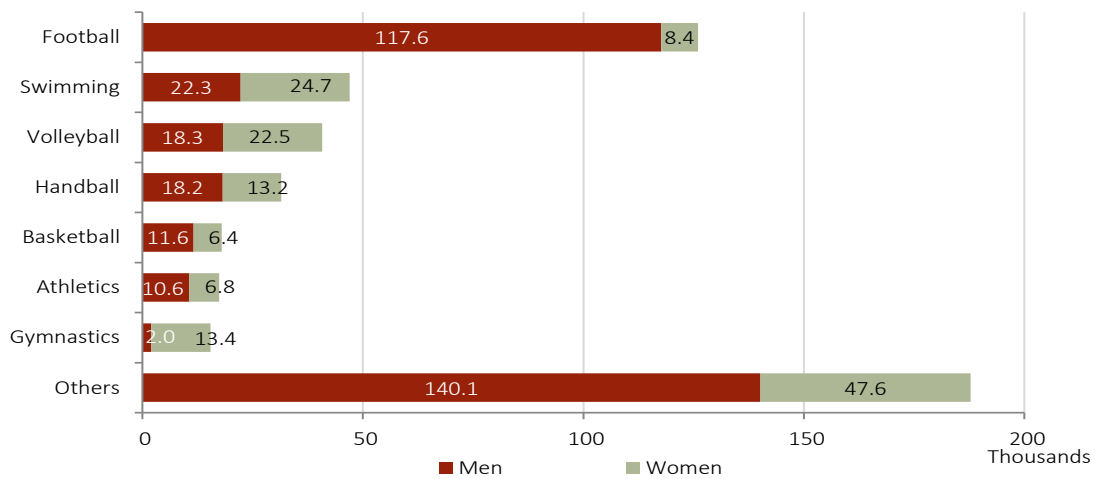


8. Federated sport

In 2021, there were 9,893 sport clubs (less 10.6% than in 2020) and a total of 483,829 practitioners affiliated in Sports federations (-17.7%). Football was the sport with the highest number of practitioners (26.0% of the total), followed by swimming (9.7%), volleyball (8.4%), and handball (6.5%).

On the modalities with highest number of affiliated, men were predominant in football (93.3%) and handball (57.9%). Women were the majority in volleyball (55.1%) and swimming (52.6%). Female practitioners stood out also in gymnastics (86.8%) and roller skating (56.5%).

Figure 9: Practitioners affiliated in sports federations, by modality and sex, 2021



Source: Portuguese of Sports and Youth Institute I.P.



INSTITUTO NACIONAL DE ESTATÍSTICA
STATISTICS PORTUGAL

press release



DIISTAQUE

TECHNICAL NOTE

The information released in Sport in Numbers – 2022 publication is the result of a set of statistical operations performed by Statistics Portugal (Labour Force Survey, Integrated Business Accounts, International Trade, Consumer Price Index, Financing of Cultural, Creative and Sports activities by Municipalities Survey) and from administrative sources, namely information from Directorate-General for Education and Science Statistics of Ministry of Education and Ministry of Science, Technology and Higher Education, and from Portuguese of Sports and Youth Institute, I.P.

The statistics on “Gross monthly earnings per employee” are the result of the calculations and analysis performed by Statistics Portugal on the information from the Monthly Statement of Earnings (Declaração Mensal de Remunerações) from Social Security (DMR/SS), following a protocol celebrated between Statistics Portugal and the Instituto de Informática, I.P., and the Contributive Relation (Relação Contributiva) of Caixa Geral de Aposentações (RC/CGA).

The indicators disseminated in this press release are some of the examples from the broader set of information disclosed in Sport in Numbers 2022 and, in particular, in the tables attached to the publication, where also Technical Notes and Concepts associated with each chapter are available.

Detailed statistical information available at www.ine.pt, in the option Products, Statistical Data, Database, theme Culture, sport and recreation; Sport and recreation.

Detailed methodological information available at www.ine.pt, in the option Products, Metadata, Metadata System.