



16th December 2022

VITAL STATISTICS – Monthly data

November 2022

Page 4, 1st paragraph, 4th line: where it was “... increased to 11.0% ...”, now it is “... increased to 10.0% ...”.

Page 4, 1st paragraph, 6th line: where it was “... (11.3% in September) ...”, now it is “... (11.3% in October) ...”.

Table 1, in the title: where it was “... January to September”, now it is “... January to October”.

(19th December -12h00m)

DEATHS, LIVE BIRTHS AND MARRIAGES

IN NOVEMBER, THE NUMBER OF DEATHS DECREASED BY 2.5% COMPARED TO THE SAME MONTH OF 2021

In November 2022, the number of deaths was 10,150, a figure higher than that registered in October 2022 (632 more deaths; +6.6%) and lower than the one observed in November 2021 (255 less deaths; -2.5%). From January to November 2022, there were 112,452 deaths, 1,261 fewer than in the same period of 2021 (-1.1%).


Also in November 2022, the number of deaths due to COVID-19 increased to 225 (7 more deaths than in October 2022), accounting for 2.2% of all deaths. Compared with November 2021, there was a decrease of 78 deaths due to COVID-19.

In October 2022, 7,304 children were born alive, corresponding to an increase of 6.8% compared to October 2021 (6,840). The total number of live births registered in the first ten months of 2022 (69,031) was higher than the value observed in the same period of 2021 (66,304), representing a further 2,727 (+4.1%) live births.

In October 2022, the natural balance was -2,190, a slight improvement compared to the same month of 2021, when it reached the value of -2,531. In the first ten months of 2022, the cumulative value of the natural balance was -33,046, also registering an improvement from the one registered in the same period of 2021 (-36,888).

In October 2022, 3,645 marriages were celebrated, corresponding to an increase of 10.2% compared to the number of marriages held in October 2021 (336 more marriages). In the first ten months of 2022, 32,675 marriages were celebrated, 7,356 more (+29.1%) than in the same period of 2021.

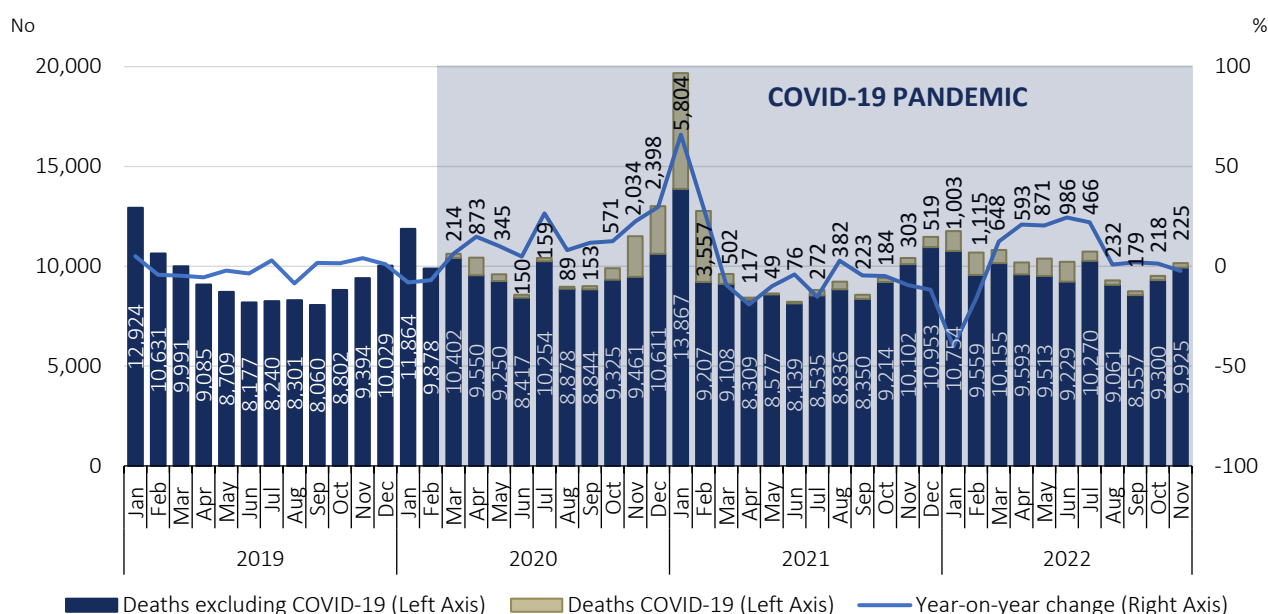
In this press release, Statistics Portugal provides **preliminary data** on the number of deaths per month until November 2022, and per week until the 48th week of 2022 (November 28th to December 4th), and the number of live births and marriages per month until October 2022, that occurred in the national territory. The indicators published and analyzed in this Press Release are available on the Official Statistics Portal (www.ine.pt), with geographical breakdowns NUTS 2 and NUTS 3. The hyperlinks to these statistics can be found in the Excel file published together with this Press Release. The information is obtained from the Sistema Integrado do Registo e Identificação Civil (SIRIC) until December 13th, 2022. The data presented regarding the number of deaths due to COVID-19, whose source is the report “Number of New Cases and Deaths Per Day” of the Directorate-General for Health, were extracted on December 12th, 2022.



In November 2022, mortality decreased by 2.5% when compared to the same month of 2021

In November 2022, the number of deaths rose to 10,150, 632 more deaths than in the previous month. Compared to the same month of 2021, the number of deaths decreased (255 less deaths; -2.5%). The number of deaths due to COVID-19 increased to 225 (7 more deaths compared to October 2022), accounting for 2.2% of all deaths. Compared to November 2021, there was a decrease of 78 deaths (-25.7%) due to COVID-19.

Figure 1. Deaths and year-on-year change, January 2019 to November 2022



Source: Statistics Portugal, Deaths. Directorate-General of Health, [Number of New Cases and Deaths Per Day](#) (extracted on 12/12/2022).

Between January 31st and February 20th, 2022 (weeks 5 to 7), the number of deaths was higher than the average of the 5 years before the pandemic¹. Between February 21st and March 6th (weeks 8 and 9), the number of deaths returned to figures below the 2015-2019 average, as had already been registered in the last week of 2021 and the first four weeks of 2022. From March 7th to November 27th (weeks 10 to 47), the number of weekly deaths was again above the average for the reference period (2015-2019).

In the 48th week of 2022 (November 28th to December 4th), there were 2,607 deaths, a value higher than the average for 2015-2019. The number of deaths due to COVID-19 was 65, accounting for 2.5% of all deaths.

¹ In this press release, to measure the variation in the number of deaths in relation to the pre-pandemic period, a simple calculation measure was adopted, using the average number of deaths for the five-year period 2015-2019 as basis for comparison. This measure should not, therefore, be confused with other indicators published in some studies, specially by the EuroMOMO platform. For more information see <https://www.euromomo.eu/>.


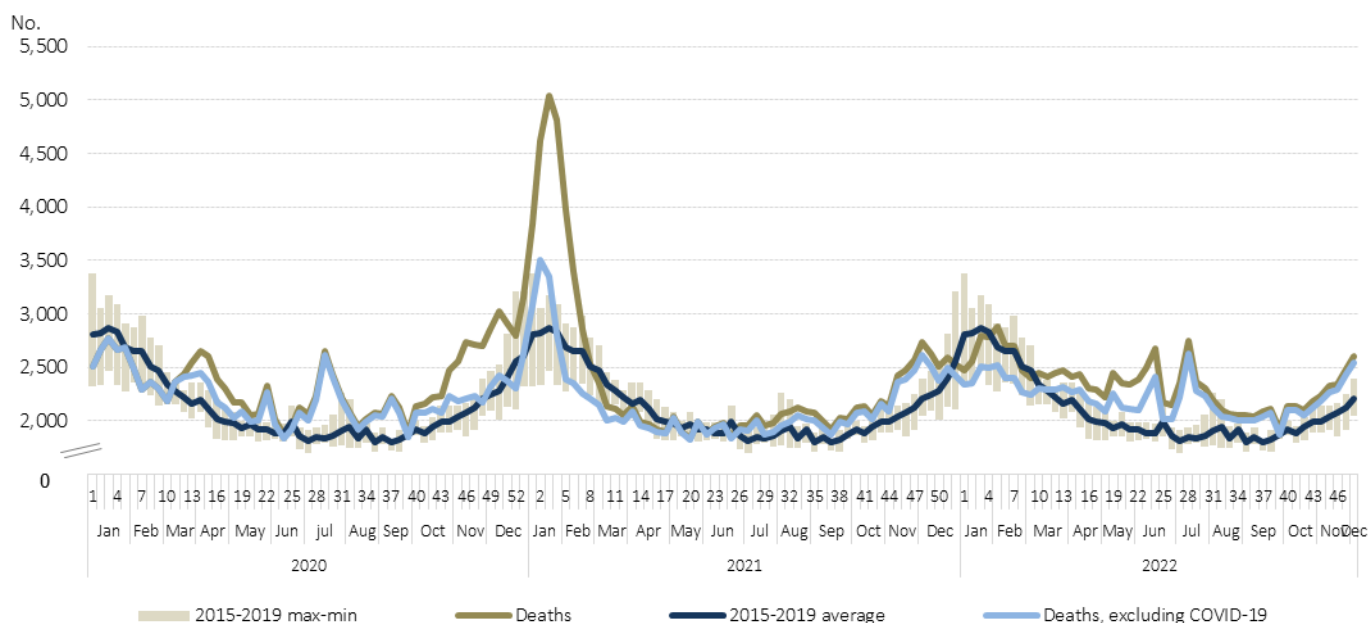


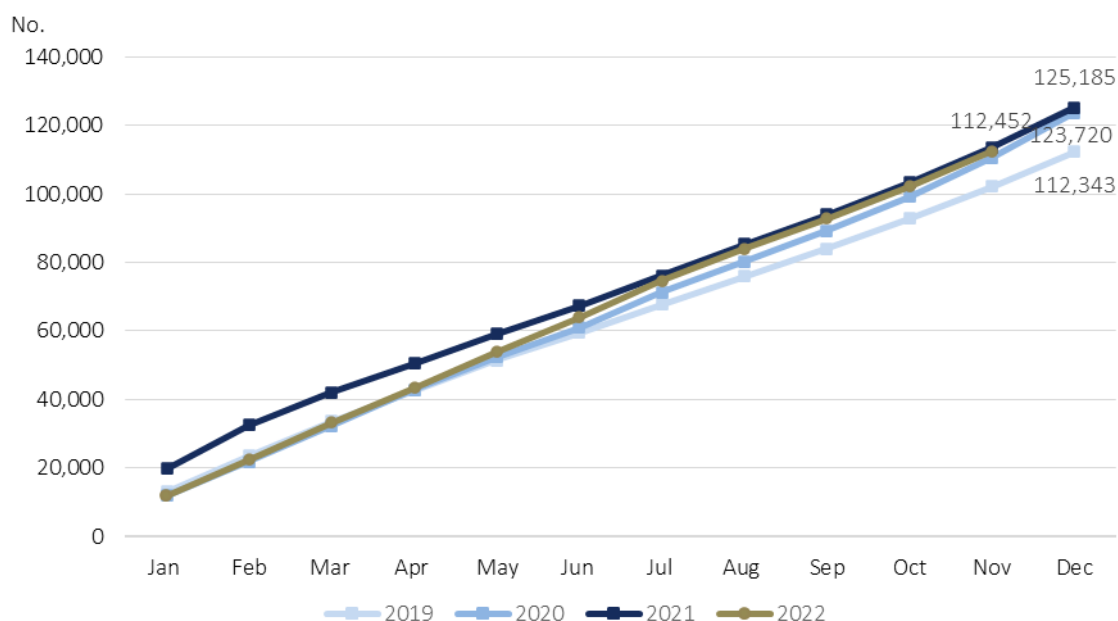
Figure 2. Deaths 2020, 2021, 2022 and average 2015-2019, by week, weeks 1 of 2020 to 48 of 2022




Source: Statistics Portugal, Deaths. Directorate-General of Health, [Number of New Cases and Deaths Per Day](#) (extracted on 12/12/2022).

In the first eleven months of 2022, there were 112,452 deaths, 1,261 fewer deaths than in the same period of 2021 (-1.1%).

Figure 3. Monthly deaths (cumulative values), 2019, 2020, 2021, and 2022



Source: Statistics Portugal, Deaths.



The “excess mortality” indicator calculated by Eurostat, compares the number of deaths recorded each month, in the European Union (EU-27) and EFTA countries, with the average number of monthly deaths in the period 2016-2019. In 2022, Portugal recorded excess mortality in all months, except for January. In October 2022, excess mortality in the EU-27 increased to 10.0% (9.5% in September). Except for Bulgaria and Romania, all countries registered excess mortality. Portugal decreased to 8.6% (11.3% in October).

Figure 4. Monthly excess mortality in EU-27 and EFTA countries by month, January to October 2022 (2016-2019=100)

Countries	2022									
	January	February	March	April	May	June	July	August	September	October
EU 27	108.0	108.1	106.6	111.7	107.7	108.1	116.7	113.4	109.5	110.0⁽¹⁾
Austria	97.5	102.9	115.1	118.3	109.8	113.7	117.8	111.2	112.4	118.1
Belgium	99.3	100.1	100.6	116.3	104.3	106.8	105.3	110.2	106.1	109.7
Bulgaria	127.4	146.7	118.6	106.6	99.0	93.2	102.1	107.4	102.4	98.5
Croatia	118.3	125.4	108.2	106.7	100.9	101.5	112.5	109.0	105.8	103.6
Cyprus	138.0	128.5	142.5	136.6	115.3	115.8	130.1	116.6	116	117.6
Czechia	105.3	106.0	103.0	111.2	104.0	102.2	104.5	107.0	111.2	108.1 ⁽¹⁾
Denmark	110.5	106.8	106.3	110.6	104.7	110.9	110.5	114.0	107.3	112.7
Estonia	108.3	120.5	116.0	104.8	103.1	117.7	112.6	111.9	116.2	108.1
Finland	111.4	112.4	113.4	120.8	115.5	110.1	112.1	119.4	118.5	117.5
France	110.3	108.6	104.6	114.8	106.6	106.7	115.1	113.2	107.7	109.8
Germany	103.5	98.9	103.9	112.8	109.4	111.7	116.1	117.0	114.8	123.0
Greece	119.8	120.2	124.9	121.4	112.7	106.8	123.3	118.9	111.2	111.3
Hungary	101.3	105.5	104.8	108.5	101.0	102.5	108.1	105.3	104.4	104.1
Ireland	95.8	102.7	107.0	119.2	113.4	112.2	116.4	116.9	111.2	115.6
Italy	108.3	106.4	107.0	110.4	108.2	106.5	128.8	112.0	106.3	102.8
Latvia	105.9	111.9	108.9	102.8	100.6	106.6	99.6	107.2	104.7	107.0
Lithuania	105.5	107.6	114.6	108.0	98.5	104.6	100.9	111.8	107.6	108.1
Luxembourg	100.9	105.9	98.6	117.9	102.8	108.8	111.5	110.5	101.5	107.4
Malta	115.7	119.2	122.8	130.7	104.2	117.0	127.7	109.0	117	119.1 ⁽¹⁾
Netherlands	99.2	98.5	108.8	119.2	111.0	114.0	115.2	114.9	112.7	118.8
Poland	124.5	115.1	107.7	111.4	106.9	107.2	106.0	111.6	112.2	109.0
Portugal	95.7	104.2	107.1	112.6	119.3	124.4	129.1	109.4	111.3	108.6
Romania	102.8	130.9	111.2	104.5	98.2	93.3	103.4	110.1	103.3	93.0 ⁽¹⁾
Slovakia	109.7	108.4	122.0	113.3	105.3	108.2	110.8	112.0	104.3	102.1 ⁽¹⁾
Slovenia	103.8	114.7	108.9	113.5	107.9	110.7	115.6	112.6	103.6	106.9
Spain	105.1	103.6	101.0	108.7	114.2	116.3	136.7	119.4	108.4	107.0 ⁽¹⁾
Sweden	106.7	103.6	95.5	95.7	101.7	104.6	103.3	107.3	106.9	100.6
Iceland	115.3	122.5	153.9	112.8	113.4	109.9	135.8	110.6	106.8	101.3
Liechtenstein	137.3	146.0	108.3	91.0	96.9	98.2	129.2	74.6	104.1	76.8
Norway	98.1	106.3	116.0	111.9	111.0	113.9	115.5	111.0	113.2	112.3
Switzerland	104.8	103.4	113.8	114.2	105.4	113.1	121.7	114.8	108.4	116.9

⁽¹⁾ Estimated value.

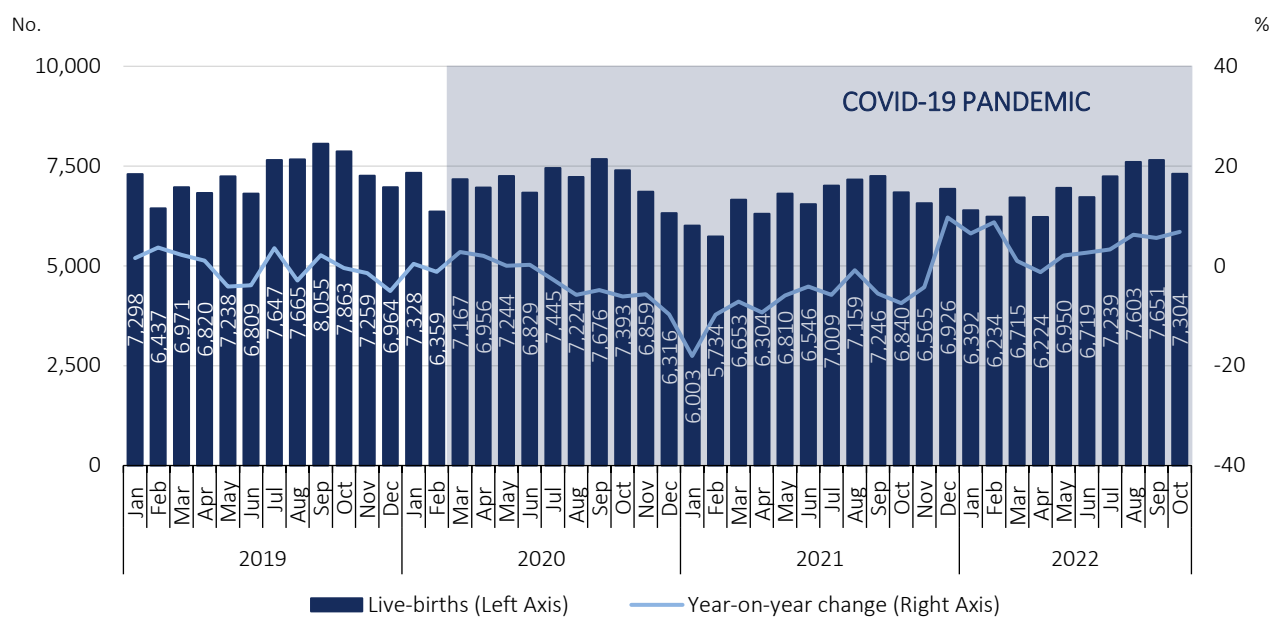
Source: Eurostat, [Excess mortality – monthly data](#) (extracted on 16/12/2022).



In October 2022, the number of live births increased 6.8% compared to the same month of 2021

In October 2022, 7,304 children were born alive, corresponding to an increase of 6.8% (464 more) when compared to the same month of 2021.

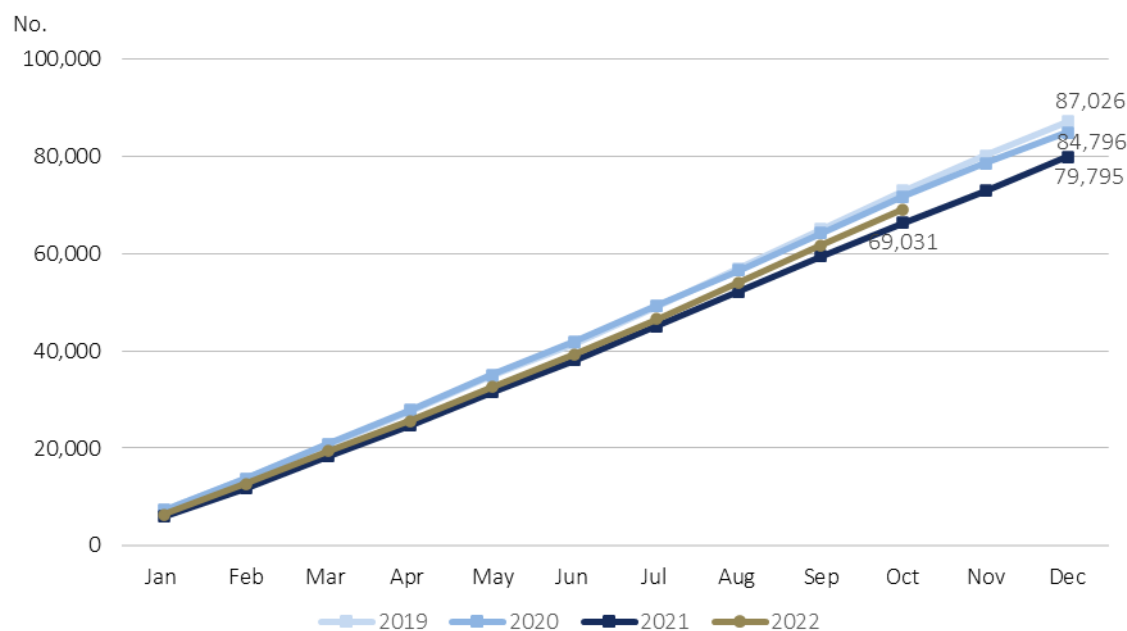
Figure 5. Live births and year-on-year change, January 2019 to October 2022



Source: Statistics Portugal, Live births.

The total number of live births registered in the first ten months of 2022 (69,031) was higher than that observed in the same period of 2021 (66,304), representing a further 2,727 live births (+4.1 %).

Figure 6. Monthly live births (cumulative values), 2019, 2020, 2021, and 2022



Source: Statistics Portugal, Live births.

In October 2022, the natural balance was -2,190

In October 2022, the natural balance registered the value of -2,190, slightly improving when compared to the value registered in the same month of 2021 (-2,531).


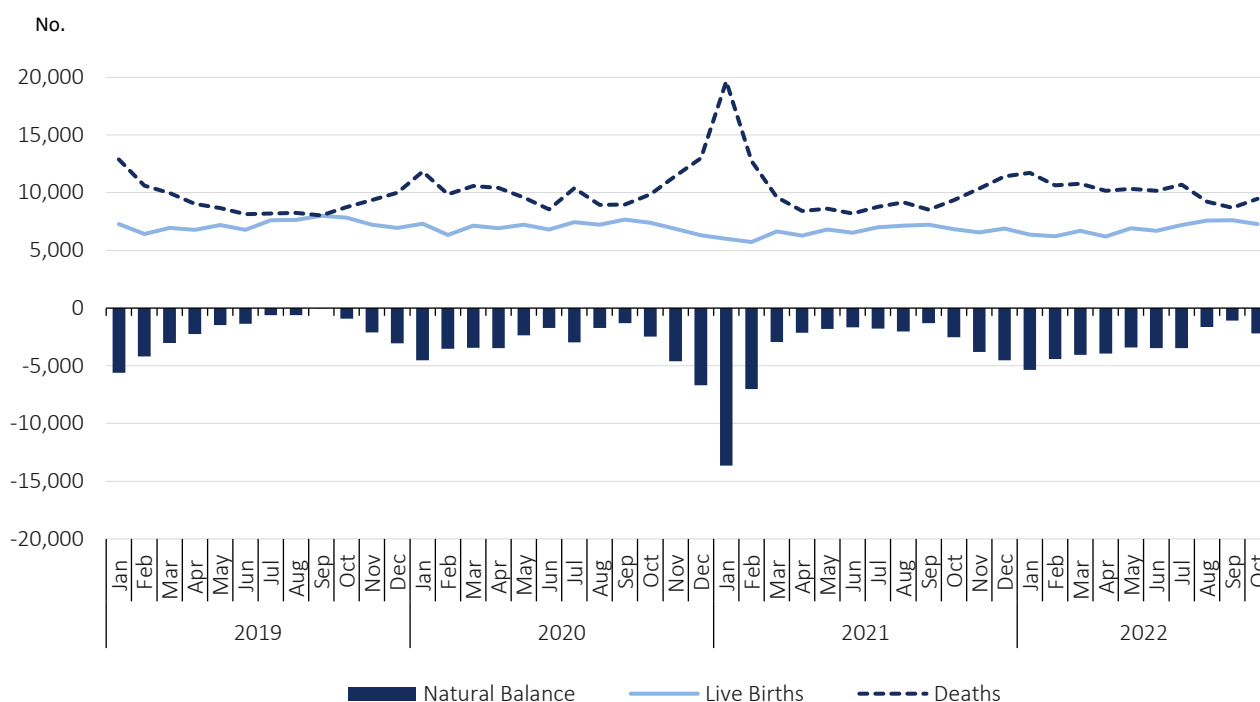


Figure 7. Live births, deaths, and natural balance², January 2019 to October 2022

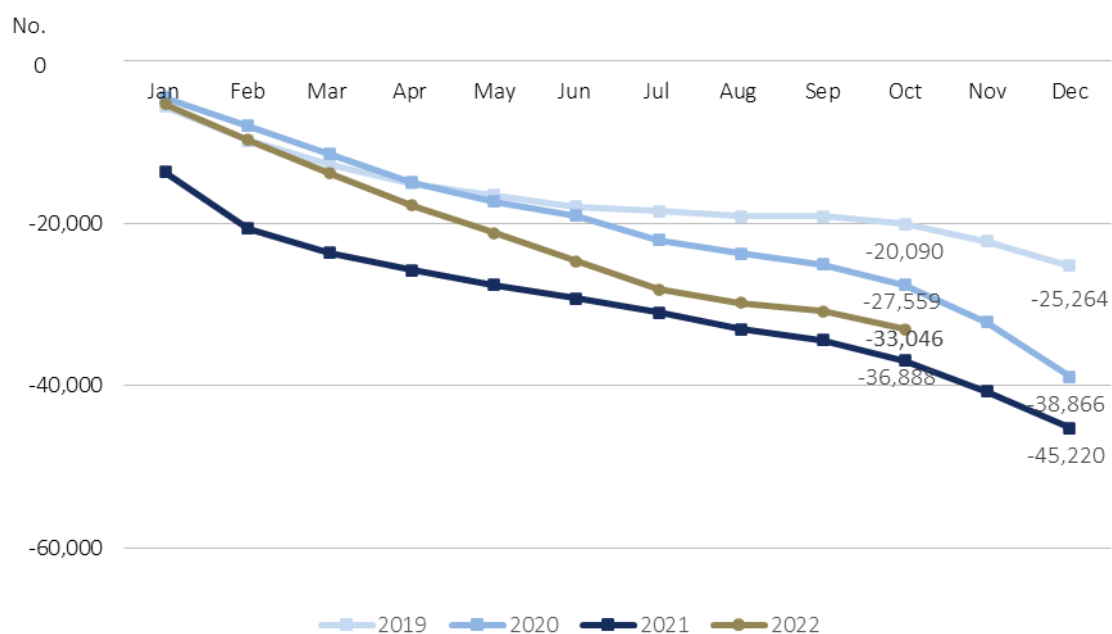


Source: Statistics Portugal, Live births, Deaths, and Demographic indicators.

In the first ten months of 2022, the cumulative value of the natural balance was -33,046, improving the figure registered in the same period of 2021 (-36,888), though worsening when compared to the same period of 2019 (-20,090) and of 2020 (-27,559).

² The natural balance is calculated based on the number of live births of mothers residing in Portugal and the number of deaths of residents in Portugal.

Figure 8. Monthly natural balance (cumulative values), 2019, 2020, 2021, and 2022

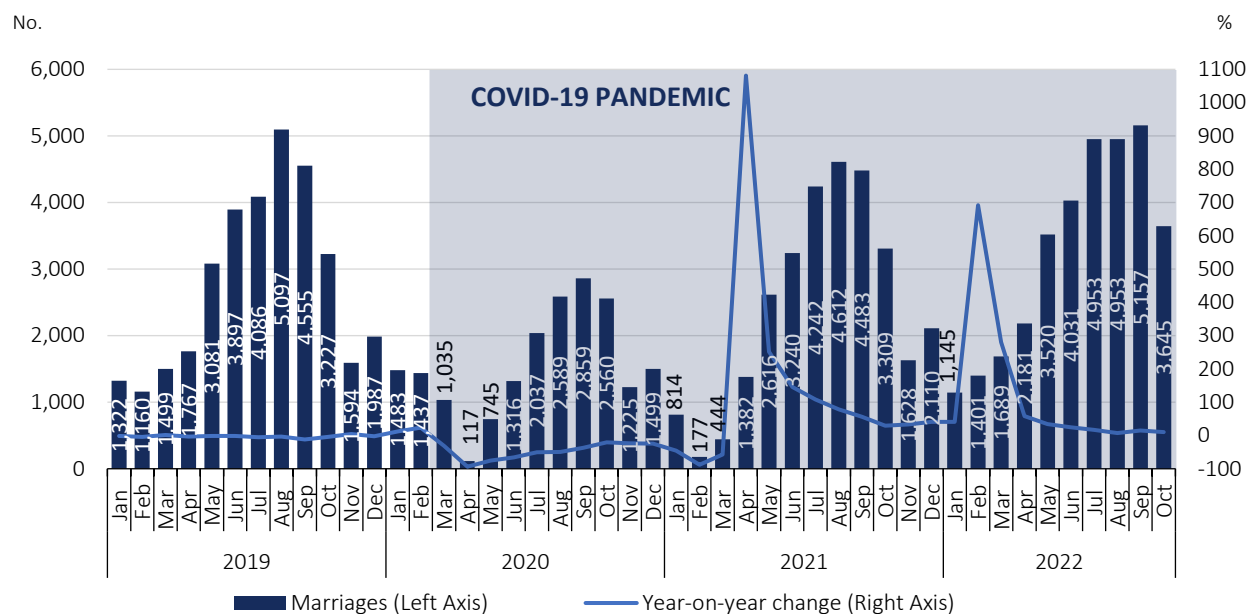


Source: Statistics Portugal, Live births, Deaths, and Demographic indicators.

In October 2022, the number of celebrated marriages increased by 10.2% compared to October 2021

In October 2022, 3,645 marriages were celebrated, corresponding to an increase of 10.2% regarding the number of marriages celebrated in October 2021 (336 more marriages).

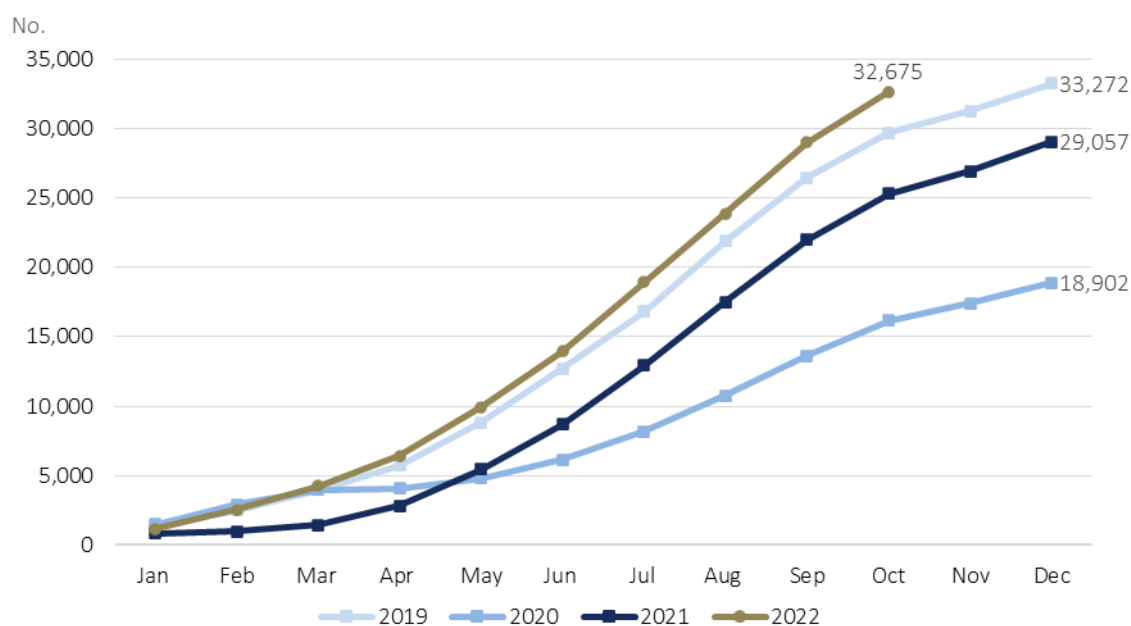
Figure 9. Marriages and year-on-year change, January 2019 to October 2022




Source: Statistics Portugal, Marriages.

In the first ten months of 2022, 32,675 marriages were celebrated, 7,356 more (+29.1%) than in the same period of 2021, and respectively, 2,984 (+10.1%) and 16,497 (+102,0%) more than in the same months of 2019 and 2020.

Figure 10. Monthly marriages (cumulative values), 2019, 2020, 2021, and 2022



Source: Statistics Portugal, Marriages.



TECHNICAL NOTE

Statistics Portugal releases the **preliminary** monthly **numbers** of deaths, live births, and marriages based on the information registered in the Civil Register Offices until December 13th, 2022. Indicators on the preliminary monthly number of live births, deaths, and marriages, from January to October 2022, with geographical breakdowns up to NUTS 3, as well as weekly number of deaths, until the 48th week 2022, by NUTS 3 and daily number of deaths, until December 4th, by NUTS 2 are made available on the Statistics Portugal Website.

Data are obtained from statistical operations of direct and exhaustive collection on live births, deaths and marriages in Portuguese territory using facts that are subject to compulsory civil registration (birth and death) in the Sistema Integrado do Registo e Identificação Civil (SIRIC).

In addition to administrative information obtained from Civil Register Offices, Statistics Portugal collects an additional set of variables identified as statistically pertinent to the National Statistic System (NSS) and the European Statistical System (EES). Data is recorded and sent electronically, in compliance with the requirements set out by Statistics Portugal and laid down in liaison with the Instituto de Registos e Notariado (IRN) and the Instituto de Gestão Financeira e Equipamentos da Justiça (IGFEJ).

Data on the number of deaths due to COVID-19 are also used, whose source is the “Number of New Cases and Deaths Per Day” Report of the Directorate-General for Health.

DEFINITIONS

Marriage: Contract signed by two persons that intend to start a family in full partnership and cohabitation according to legislation. Note: marriage can be held between persons from different or same sex.


Live birth: This is the complete expulsion or extraction from the mother's body, irrespective of the duration of the pregnancy, of a product of fertilization that, after separation, breathes or shows any other signs of life, such as a beating of the heart or umbilical cord or actual contraction of any muscle subject to voluntary movement, whether the umbilical cord has been severed and whether the placenta is retained.

Death: The permanent disappearance of vital functions.

Natural balance: The difference between the number of live births and the number of deaths during a given period.

Year-on-year change: The year-on-year change compares the level of a variable between the reference month and the same month of the previous year.

Excess mortality (source EUROSTAT, adapted): this indicator compares the number of deaths in each month, regardless of the cause of death, with that of a pre-pandemic reference period. In this case, the reference period consists of the average number of deaths that occurred in the month under analysis during the five-year period 2016-2019. When the indicator has a value greater than 100, it means that there were more deaths than in the reference period. In the case of a value lower than 100, this means that there were fewer deaths than in the reference period.



Detailed methodological information available at: www.ine.pt, option Products, Metadata system.

Detailed statistical information available at: www.ine.pt, option Products, Statistical data, database, theme Population, subtheme Births and natality rates and subtheme Mortality and life expectancy.

Next Press Release

13th January 2022: “Vital Statistics - Monthly data – December 2022”.
