



INSTITUTO NACIONAL DE ESTATÍSTICA
STATISTICS PORTUGAL

press release

DIISTAQUE

29 September 2022
HOUSE RENTAL STATISTICS AT LOCAL LEVEL
2nd quarter of 2022

MEDIAN HOUSE RENTAL VALUE OF NEW LEASE AGREEMENTS INCREASED 8.6% AND THE NUMBER OF NEW LEASE AGREEMENTS GREW 2.1% COMPARED TO THE SAME PERIOD IN THE PREVIOUS YEAR

In the 2nd quarter of 2022, the median house rental value for the 21 005 new lease agreements in Portugal was 6.55 €/m². This value represents a year-on-year growth rate of +8.6%, higher than the one observed in the previous quarter (+6.4%). The number of new lease agreements also increased compared to the 2nd quarter of 2021 (+2.1%).

Compared to the 2nd quarter of 2021, the median house rental value increased in all NUTS 3 sub-regions. The highest values were scored in Área Metropolitana de Lisboa (9.95 €/m²), Algarve (7.41 €/m²), Região Autónoma da Madeira (7.35 €/m²) and Área Metropolitana do Porto (7.06 €/m²) and, with the exception of Algarve, these sub-regions also showed year-on-year increases higher than the country.

In the 2nd quarter of 2022, there was a year-on-year increase in the median house rental value in 23 of the 24 municipalities with more than 100 thousand inhabitants. The municipalities with the highest median house rental values of the new lease agreements - Cascais (12.78 €/m²), Lisboa (12.61 €/m²), Oeiras (11.00 €/m²) and Porto (10.15 €/m²) - registered a year-on-year growth higher than the country (+19.6%, +14.6%, +11.3% and +15.7%, respectively).

Introductory Note

Statistics Portugal releases a new edition of the House Rental Statistics at the local level based on administrative data.

This press release presents **quarterly results** of the median house rental values of new lease agreements and the number of new lease agreements for NUTS 3 sub-regions (Intermunicipal Entities – Intermunicipal Communities and Metropolitan Areas – in the Mainland and the Autonomous Regions) and municipalities with more than 100 thousand inhabitants, given the significant volume of available observations. This option allows for an analysis of the most recent dynamics of the house rental market but limits the presentation of results for small territorial areas. Additionally, semi-annual results (last 12 months) are presented, including results for all municipalities in the country and also the parishes of Lisboa and Porto, which are not directly comparable with the quarterly results.

In these statistics (see technical note at the end of this press release), published values, unless otherwise indicated, refer to the **median** (the value that separates the ordered set of rents per square meter into two equal parts) of house rental value of new lease agreements of dwellings (€/m²).

HOUSE RENTAL STATISTICS AT LOCAL LEVEL – 2nd quarter of 2022



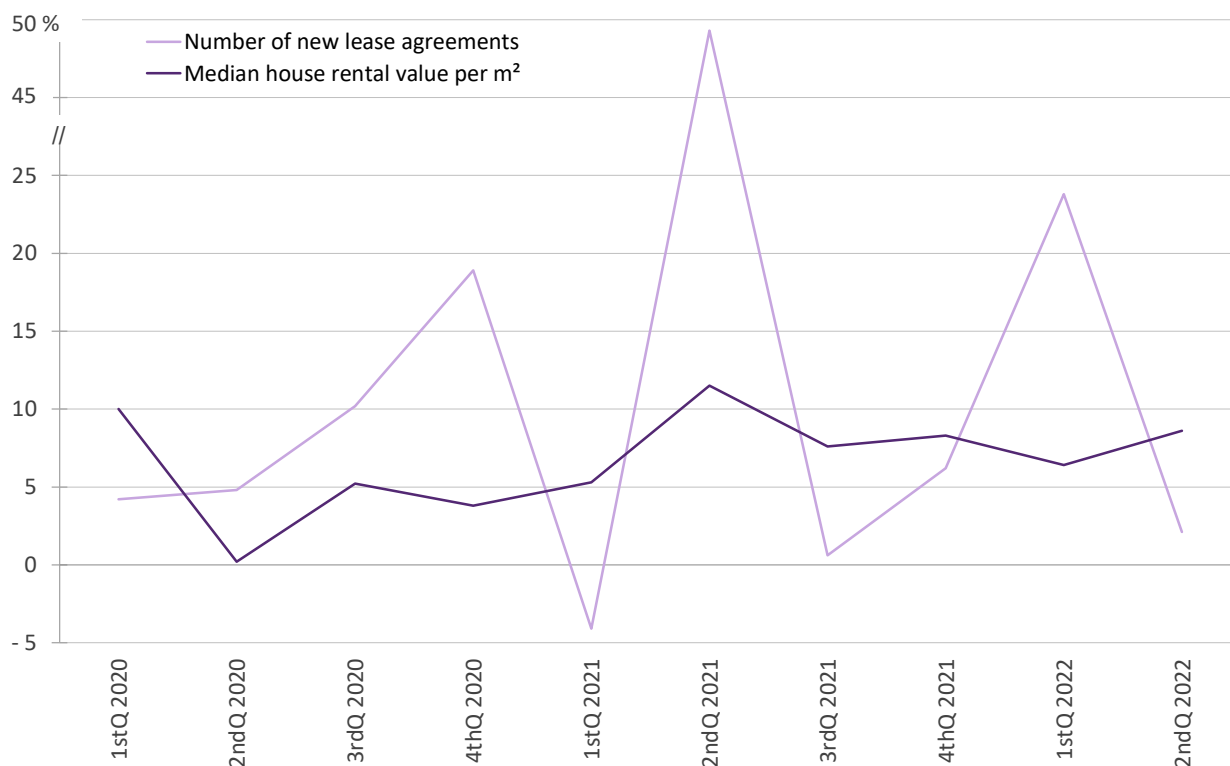
INSTITUTO NACIONAL DE ESTATÍSTICA
STATISTICS PORTUGAL

press release

DIISTAQUE

1. Quarterly results: Portugal

Figure 1. Year-on-year growth rates of median house rental value per m² and number of new lease agreements of dwellings, Portugal, 1stQ 2020 to 2ndQ 2022





INSTITUTO NACIONAL DE ESTATÍSTICA
STATISTICS PORTUGAL

press release

DIISTAQUE

2. Quarterly results: NUTS 3/ Intermunicipality Entities and Autonomous Regions

Figure 2. Median house rental value per m² of new lease agreements of dwellings, Portugal and NUTS 3, 1stQ 2022 and 2ndQ 2022

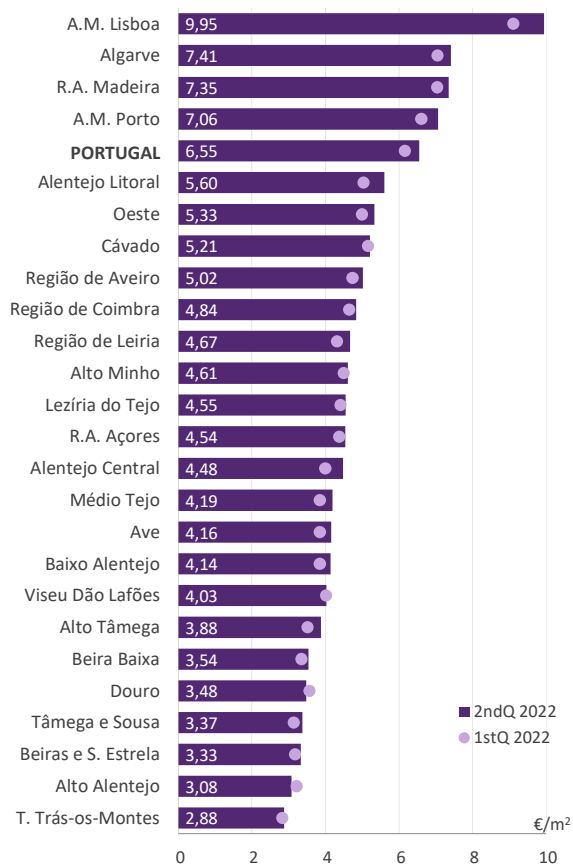


Figure 3. Median house rental value per m² of new lease agreements of dwellings, Portugal and NUTS 3, 2ndQ 2022

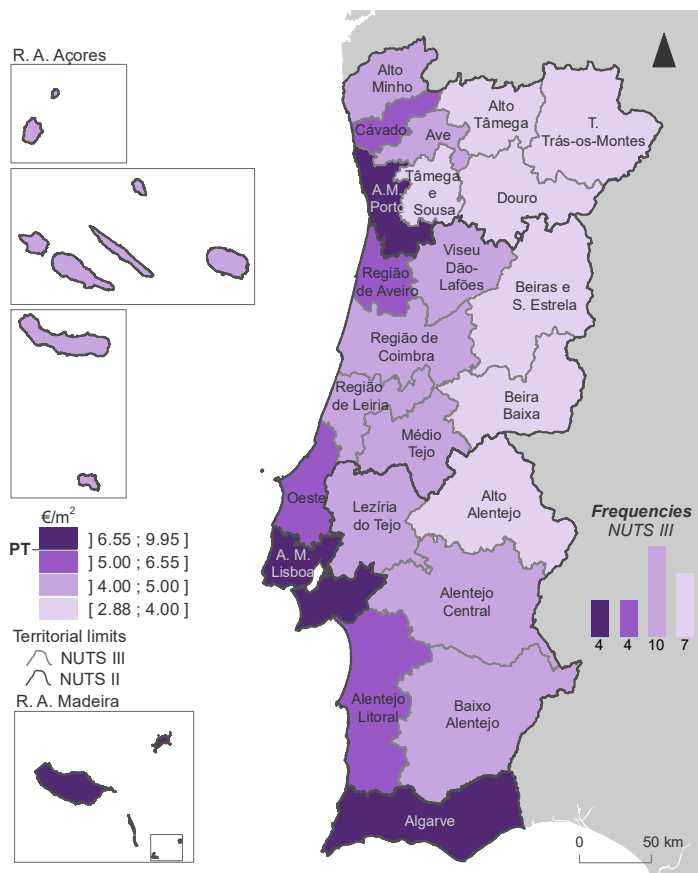
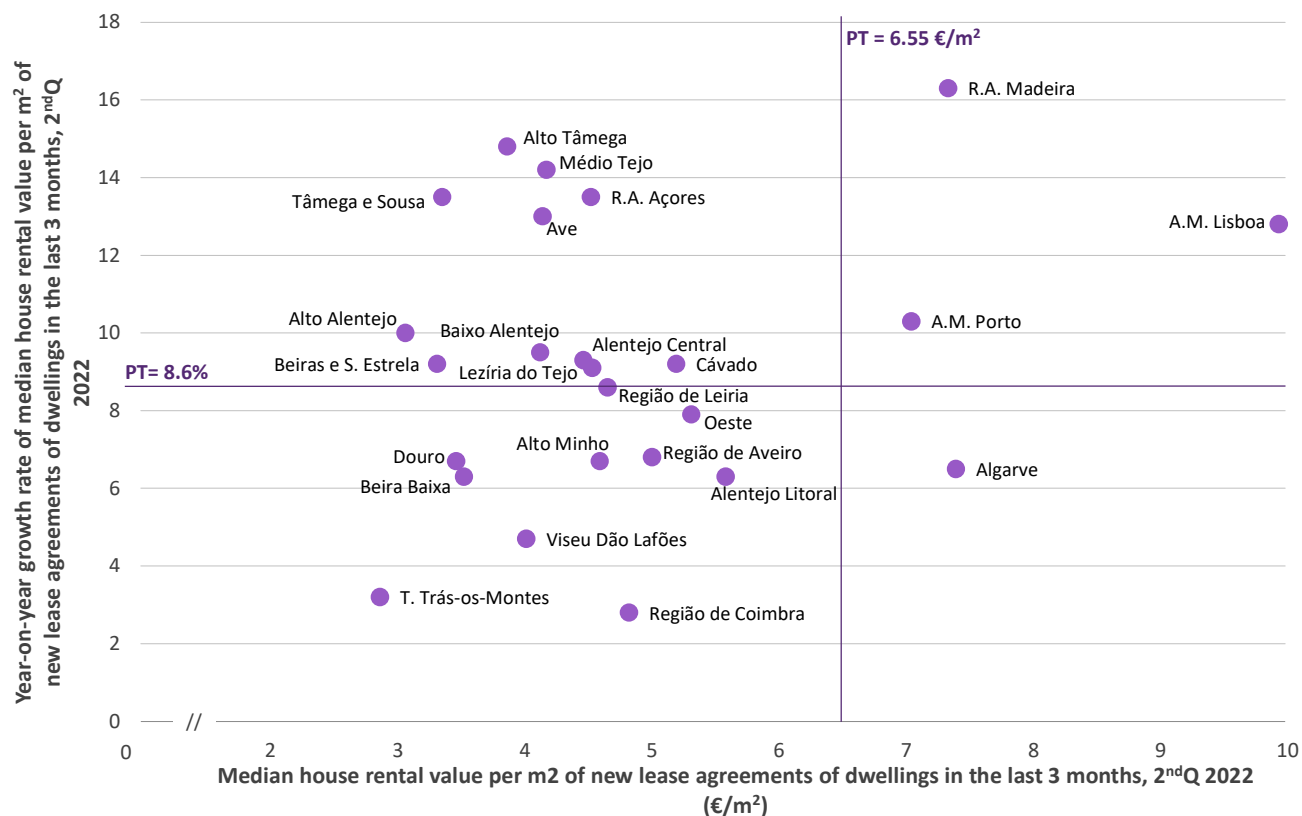


Figure 4. Median value and year-on-year growth rate of median house rental value per m² of new lease agreements of dwellings, NUTS 3 and Portugal, 2ndQ 2022





INSTITUTO NACIONAL DE ESTATÍSTICA
STATISTICS PORTUGAL

press release

DIISTAQUE

3. Quarterly results: municipalities with more than 100 thousand inhabitants

Figure 5. Year-on-year growth rate of median house rental value per m² of new lease agreements of dwellings and of the number of new lease agreements of dwellings, Portugal and municipalities with more than 100 thousand inhabitants, 2ndQ 2022

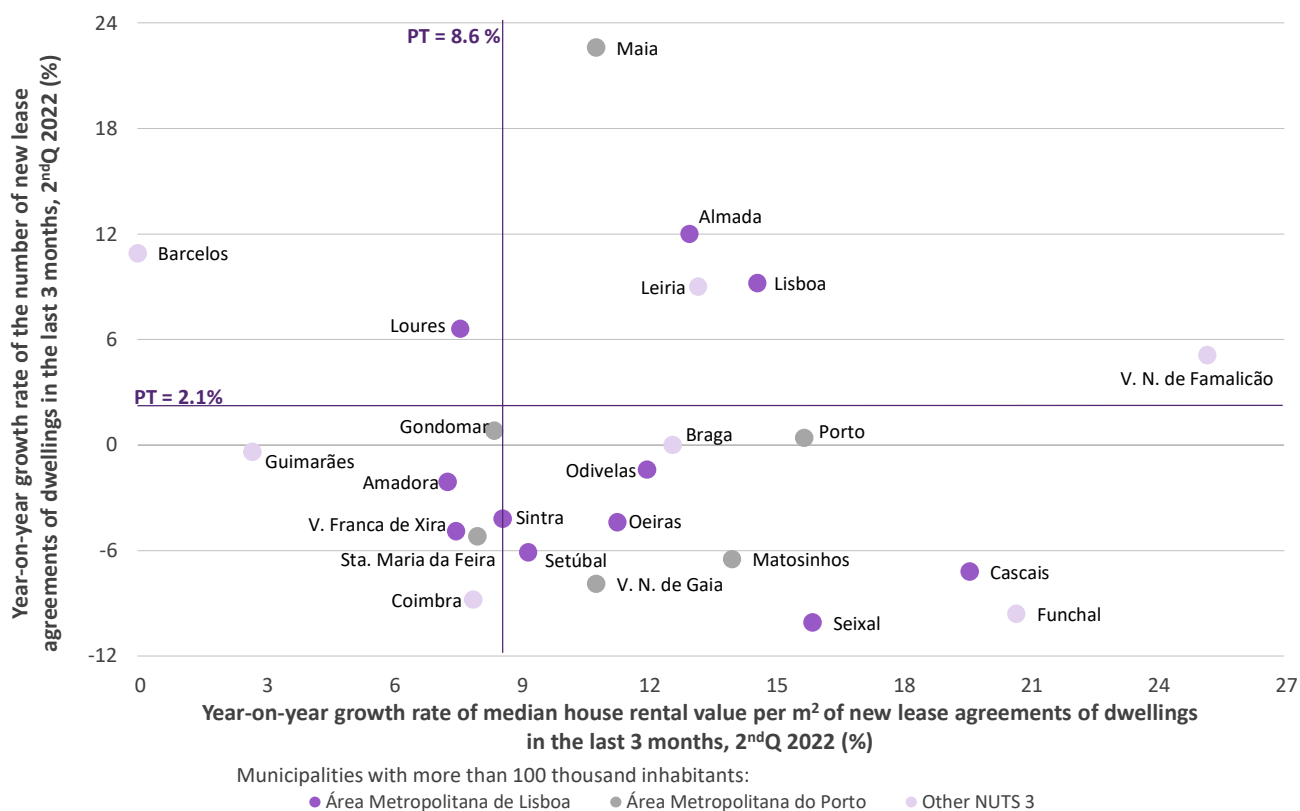


Figure 6. Median value and year-on-year growth rate of median house rental value per m² of new lease agreements of dwellings, Portugal and municipalities with more than 100 thousand inhabitants, 2ndQ 2022

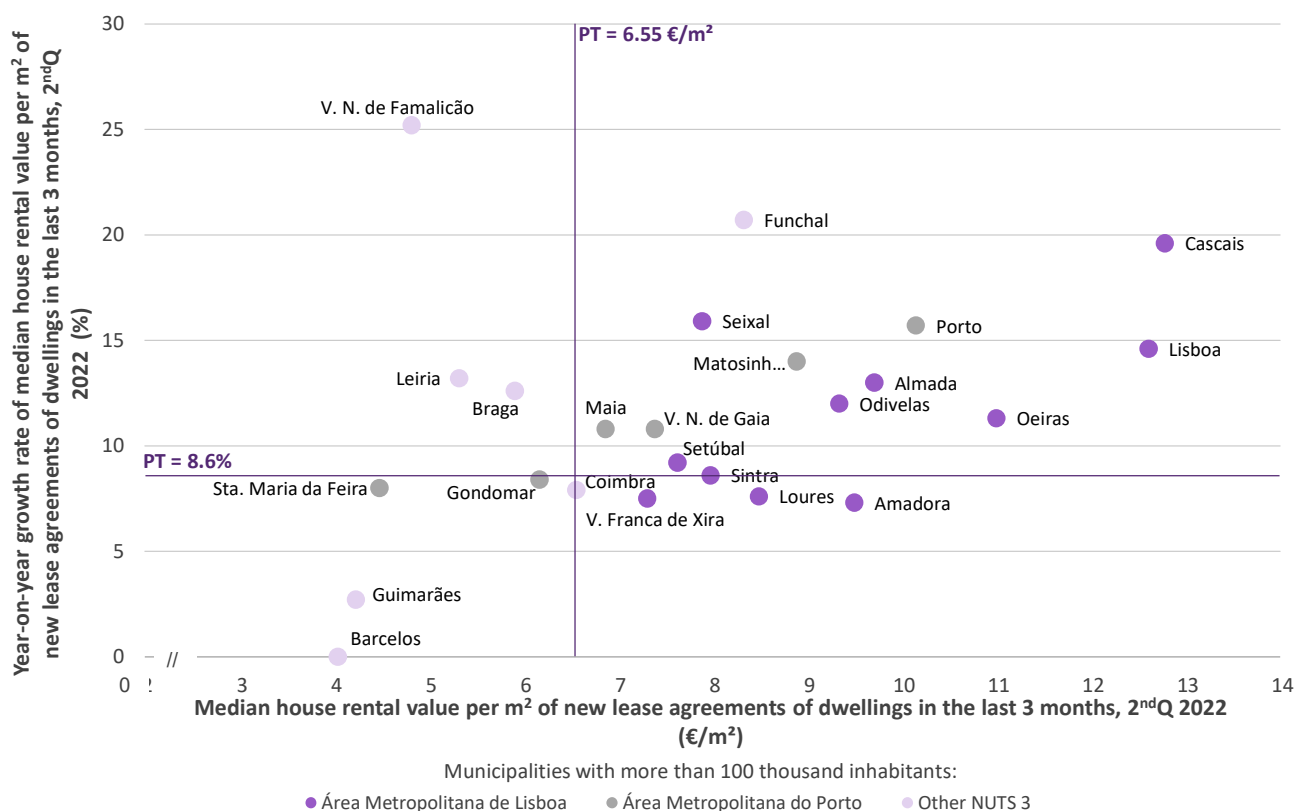
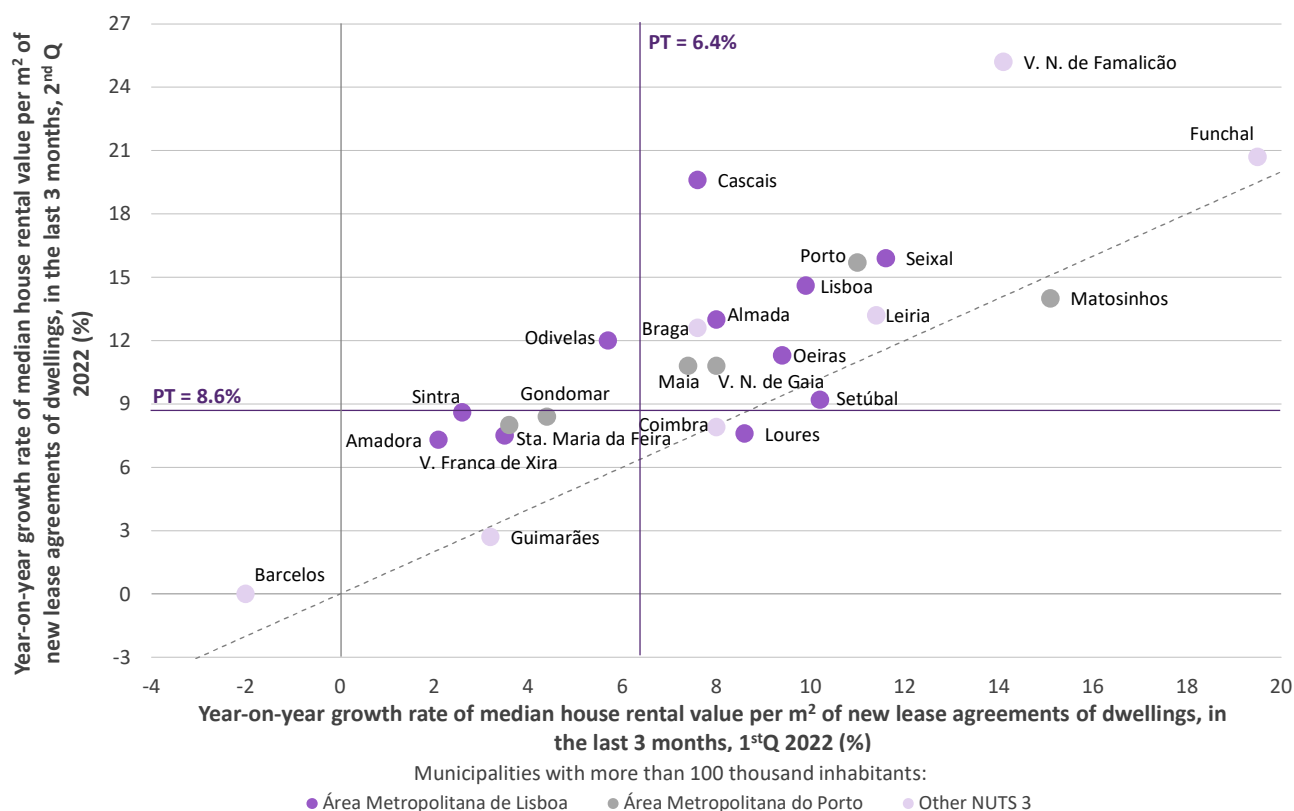


Figure 7. Year-on-year growth rates of median house rental value per m² of new lease agreements of dwellings, Portugal and municipalities with more than 100 thousand inhabitants, 1stQ 2022 and 2ndQ 2022





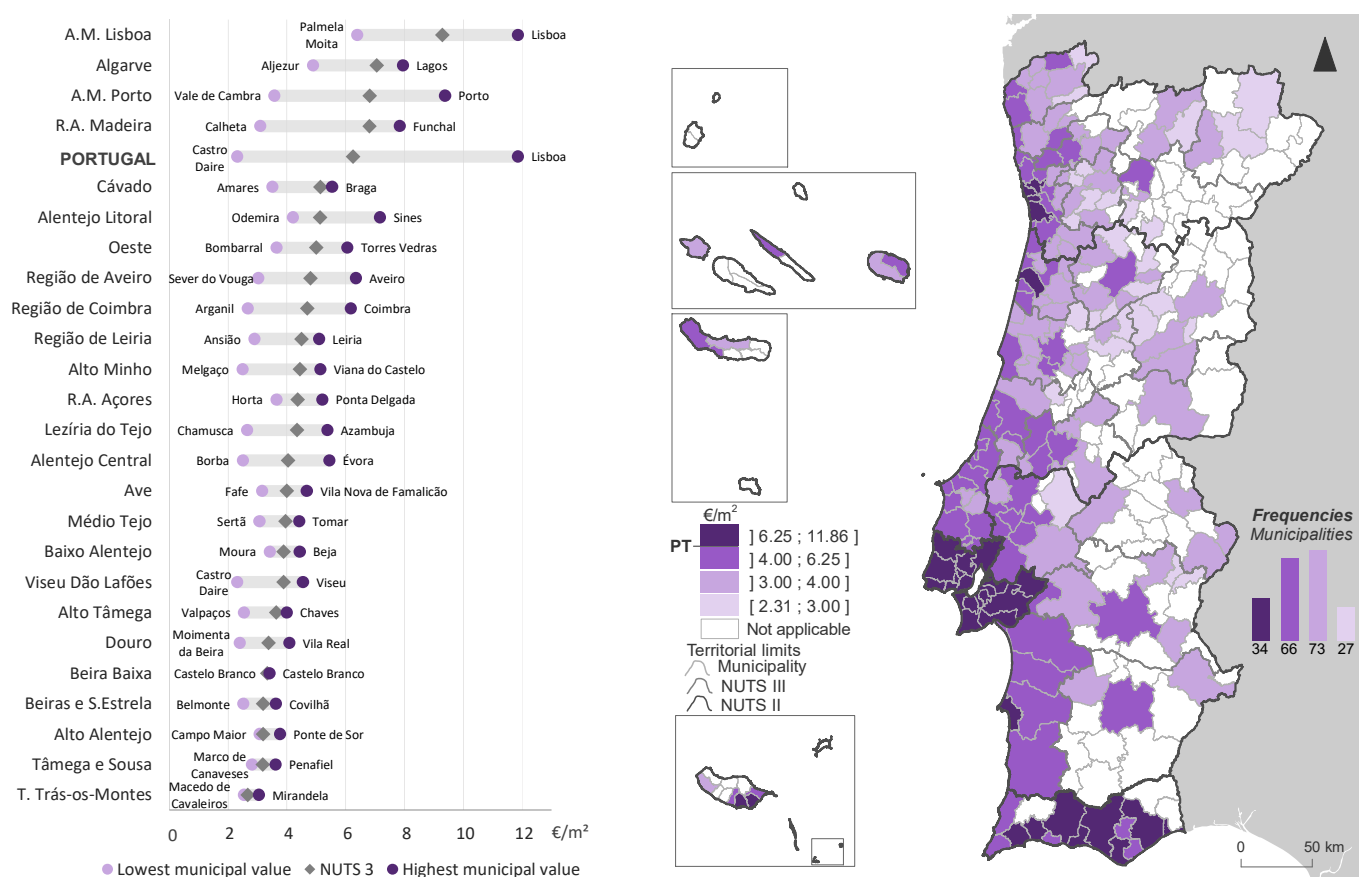
INSTITUTO NACIONAL DE ESTATÍSTICA
STATISTICS PORTUGAL

press release

DIISTAQUE

4. Results of the last 12 months ended on 1st semester of 2022: NUTS 3/Inter municipality Entities and Autonomous Regions, municipalities and parishes of Lisboa and Porto

Figure 8. Median house rental value per m² of new lease agreements of dwellings, Portugal, NUTS 3 and municipality, 1stS of 2022 (12 months)



Note: The lowest and the highest municipal values in the NUTS 3 sub-regions refer to municipalities with 33 or more observations.

Figure 9. Median value and year-on-year growth rate of median house value per m² of new lease agreements of dwellings, Lisboa and parishes, 1stS of 2022 (12 months)

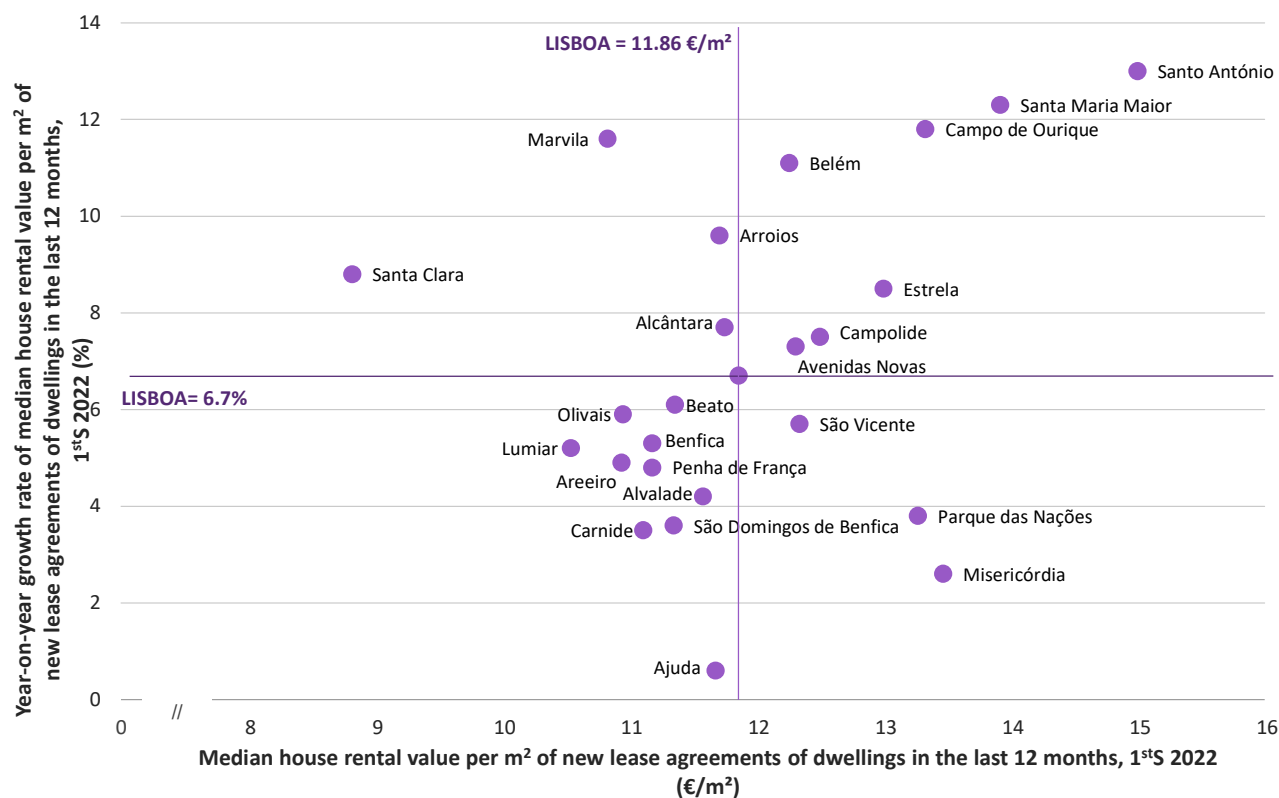


Figure 10. Median house rental value per m² of new lease agreements of dwellings, Lisboa and parishes, 1stS of 2022 (12 months)

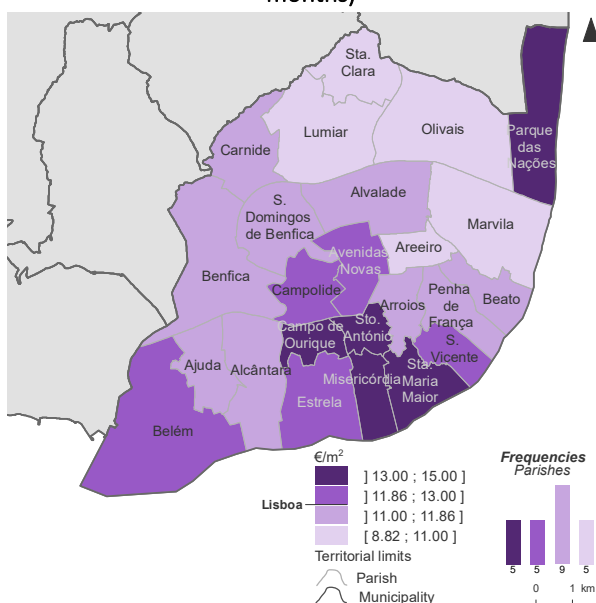


Figure 11. Year-on-year growth rate of median house rental value per m² of new lease agreements of dwellings, Lisboa and parishes, 1stS of 2022 (12 months)

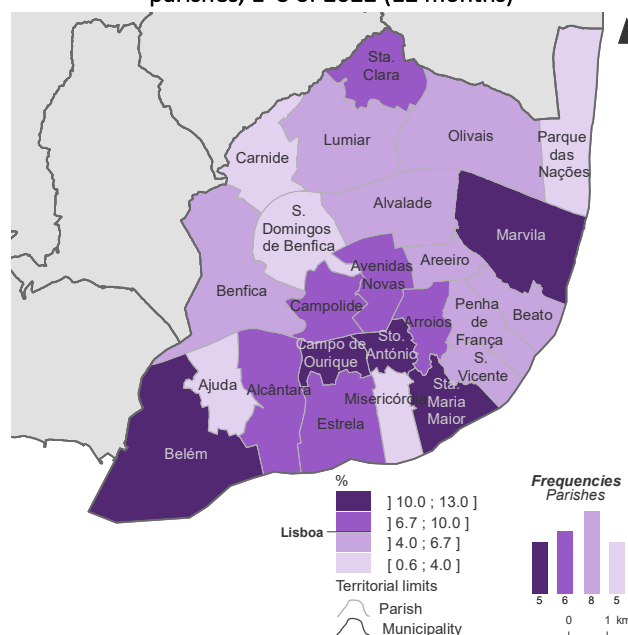


Figure 12. Median value and year-on-year growth rate of median house value per m² of new lease agreements of dwellings, Porto and parishes, 1stS of 2022 (12 months)

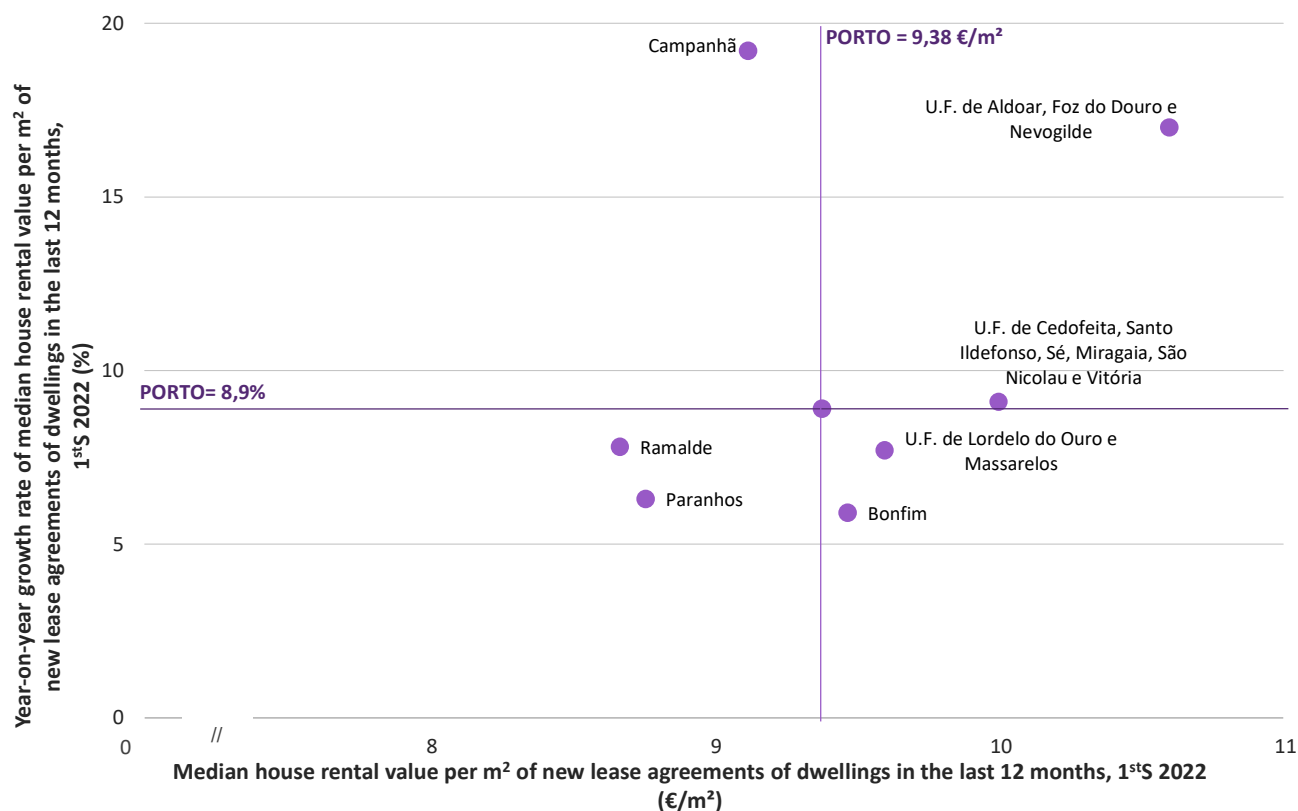


Figure 13. Median house rental value per m² of new lease agreements of dwellings, Porto and parishes, 1stS of 2022 (12 months)

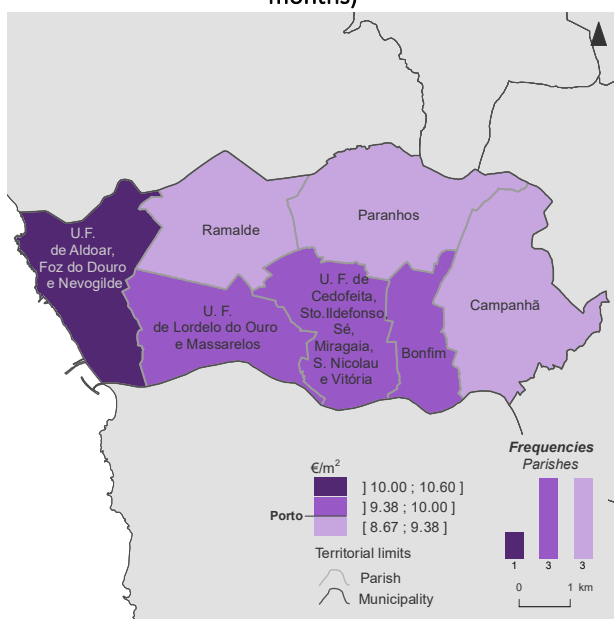
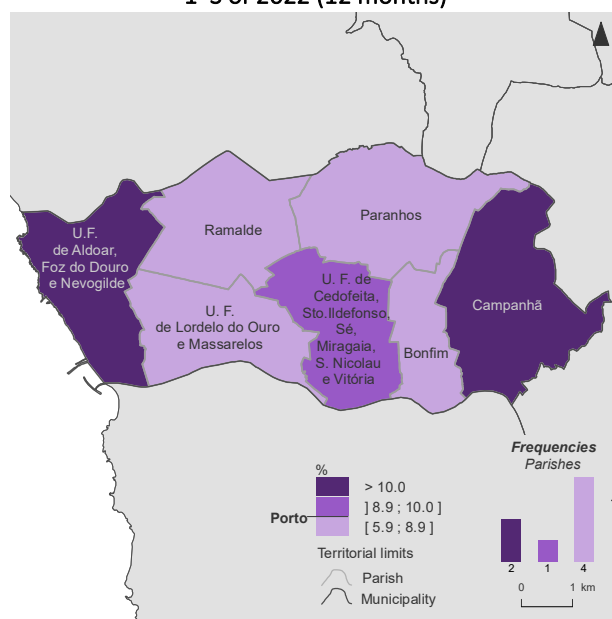


Figure 14. Year-on-year growth rate of median house rental value per m² of new lease agreements of dwellings, Porto and parishes, 1stS of 2022 (12 months)





TECHNICAL NOTE

‘House rental statistics at local level’ are released quarterly and have national coverage. The observed statistical unit is the family dwelling, and the target population is the family dwelling with new lease agreements for residential purposes.

House rental statistics at local level are based on the use of administrative procedures, namely from anonymised administrative tax data provided by the Portuguese Tax and Customs Authority (AT) on the Statement of Stamp Duty Model 2 - Communication of lease agreements (Model 2) and the Municipal Property Tax (IMI).

The calculation of House rental statistics at local level is based on linking Model 2 information (from where the house rental value of new lease agreements of dwellings is obtained) with the Municipal Property Tax information (from where identifying characteristics of the rented dwelling are obtained). The link between these two administrative tax sources is made using the "generated article" variable.

The information on house rental value of new lease agreements of family dwellings includes the Model 2 paid statements regarding the communication of lease agreements. Only the first declarations of new lease agreements of family dwellings for urban buildings, with a monthly rent period, for which the purpose is permanent housing, and the associated information from the Municipal Property Tax defined as "Housing" and building as "urban" are used.

Statistics Portugal is grateful for the Portuguese Tax and Customs Authority collaboration in the implementation of this project.

Median house rental value per m² of new lease agreements of family dwellings

Median house rental value per square meter of new lease agreements of dwellings for residential purposes with a gross dwelling area between 20 m² and 600 m² and with a rent value between 100 € and 4 000 €.

New lease agreements (No.) of family dwellings

Number of new lease agreements of dwellings for residential proposes with a gross dwelling area between 20 m² and 600 m² and with a rent value between 100 € and 4 000 €.

For the purposes of calculating results, a minimum number of 33 lease agreements is considered for each territorial unit.



INSTITUTO NACIONAL DE ESTATÍSTICA
STATISTICS PORTUGAL

press release

DIISTAQUE

ACRONYMS AND DESIGNATIONS

Dwelling: A separate and independent place which was built, rebuilt, enlarged or converted to be used as a private accommodation, and that is not totally occupied for other purposes during the reference period.

Family dwelling: Dwelling that is normally intended to accommodate only one family, on the condition that it is not being used for other purposes at the period of reference.

Gross dwelling area: Total surface area measured by the outer perimeter and axes of the walls or other elements separating the building or part, including private enclosed balconies, private cellars and attics with the same use as the building or fraction.

Letting: Type of lease contract. A lease of real estate is referred to as a letting contract, i.e. the contract under which 1 person provides another person the right to temporarily benefit of real estate in exchange for a retribution (the rent). Letting can be rural, urban or mixed, depending on the rural or urban nature of the building and its final use.

Urban lease agreement: Agreement by which one of the parties grants to the other the temporary use of an urban building, in whole or in part, by means of a retribution

Municipal real estate tax: A regular municipal tax corresponding to a percentage of the value of rural and urban estates.

Estate: Any fraction of territory, including waters, plantations, buildings and constructions of any kind based there permanently.

Urban building: Building that has the following characteristics: is licensed or is intended for residential, commercial, industrial or service purposes; whether it is land for construction situated inside or outside an urban agglomeration, for which a license or authorization of a subdivision or construction operation has been granted, and also for which has been declared as such in the acquisition title, with the exception of the land for which the competent entities exclude any of those operations, namely that located in green zones, protected areas or that, according to municipal spatial planning, is affected by spaces, infrastructures or public equipment's.

Rent: A periodical payment that a tenant (in a lease contract) is obliged to make to a landlord.

Housing rent: Quantitative due monthly to the landlord for the use of dwelling for residential purposes.

Dwelling rent: See HOUSING RENT.



INSTITUTO NACIONAL DE ESTATÍSTICA
STATISTICS PORTUGAL

press release

DIISTAQUE

Indicators available at Statistics Portugal Official Website

The results are available at www.ine.pt, in Products, Statistical data, Database.

Indicators with quarterly periodicity (1st quarter 2020 to 2nd quarter 2022):

Results for the total of the country and the three levels of Nomenclature of Territorial Units for Statistics (NUTS) regions:

[Median house rental value per m² of new lease agreements of dwellings \(€\) by Geographic localization \(NUTS III\); Quarterly](#)

[New lease agreements of dwellings \(No.\) by Geographic localization \(NUTS III\); Quarterly](#)

Results for the municipalities with more than 100 thousand inhabitants (Census 2021) and total municipalities with more than 100 thousand inhabitants:

[Median house rental value per m² of new lease agreements of dwellings \(€\) by Geographic localization \(Municipalities with more than 100 000 inhabitants\); Quarterly](#)

[New lease agreements of dwellings \(No.\) by Geographic localization \(Municipalities with more than 100 000 inhabitants\); Quarterly](#)

Indicators with semi-annual periodicity, last 12 months (2nd semester 2017 to 1st semester 2022):

Results for the total of the country and the three levels of Nomenclature of Territorial Units for Statistics (NUTS) regions, municipalities and parishes of the metropolitan areas of Lisboa and Porto:

[Median house rental value per m² of new lease agreements of dwellings in the last 12 months \(€\) by Geographic localization \(NUTS - 2013\); Semi-annual](#)

[New lease agreements of dwellings in the last 12 months by Geographic localization \(NUTS - 2013\); Semi-annual](#)

Indicators with annual periodicity (2017 to 2021):

Results for the total of the country and the three levels of Nomenclature of Territorial Units for Statistics (NUTS) regions, municipalities and parishes of the metropolitan areas of Lisboa and Porto:

[Median house rental value per m² of new lease agreements of dwellings \(€\) by Geographic localization \(NUTS - 2013\); Annual](#)

[New lease agreements of dwellings \(No.\) by Geographic localization \(NUTS - 2013\); Annual](#)

[Methodological document of House rental statistics at local level](#)

Date of next the press release - 22 December 2022
