



INSTITUTO NACIONAL DE ESTATÍSTICA
STATISTICS PORTUGAL

press release



16 August 2022
TRANSPORT ACTIVITIES
Air Transport Flash Statistics
June 2022

PASSENGERS' MOVEMENT CLOSER TO 2019 LEVELS

In **June 2022**, 5.7 million passengers and 18.2 thousand tonnes of freight and mail were handled at national airports, corresponding to year-on-year variations of +186.0% and +16.9%, respectively (+319.8% and +20.7% in May, in the same order). Compared to June 2019, the movement of passengers decreased by 2.7% and the movement of freight and mail increased by 11.4% (-3.9% and +7.9% in the previous month, respectively).

In June 2022, there was a daily average of 95.9 thousand passengers disembarked at national airports (87.1 thousand in the previous month), approaching that recorded in June 2019 (98.1 thousand).

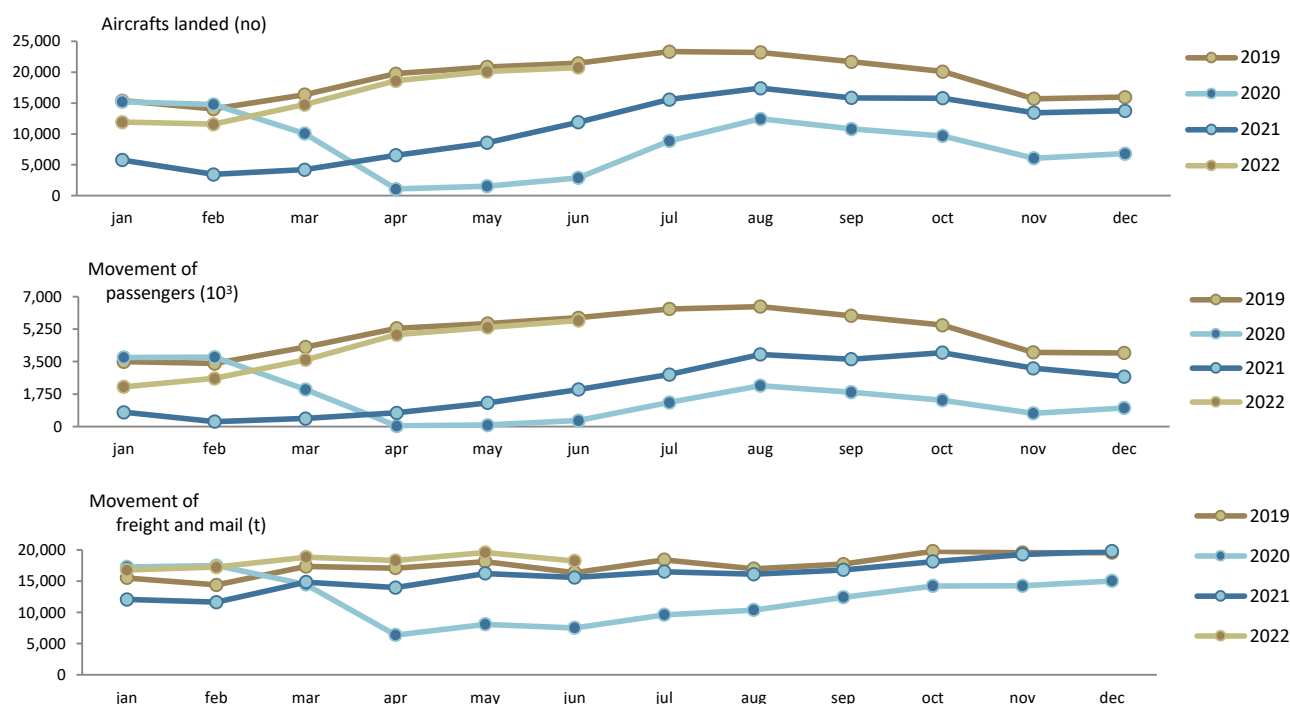
In the **first half of 2022**, the number of passengers increased by 344.0% (-12.8% compared to the same period of 2019), continuing a trend of approaching the levels recorded in the pre-pandemic period.

Monthly traffic at national airports

In **June 2022**, 20.8 thousand commercial aircrafts landed at national airports, corresponding to 5.7 million passengers (embarked, disembarked and direct transits) and 18.2 thousand tonnes of freight and mail were handled (+74.4%, +186.0% and +16.9%, respectively, compared to June 2021). In May 2022, there had been year-on-year variations of +134.6%, +319.8% and +20.7%, in the same order.

Compared to June 2019, there were variations of -3.3% in the number of aircraft landed, -2.7% in the movement of passengers and +11.4% in the movement of freight and mail (-3.6%, -3.9% and +7.9% in the previous month, respectively).

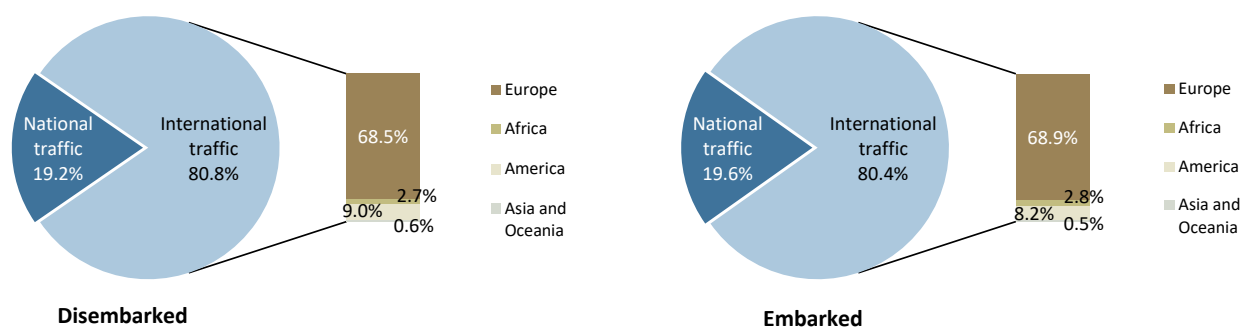
Figure 1. Aircrafts landed, passengers and freight/mail movement at national airports



Source: Survey to airports and aerodromes (ANA/ANAC/Statistics Portugal)

Considering the total number of passengers disembarked in June 2022, 80.8% corresponded to international traffic (70.9% in the same month of 2021), the majority coming from the European continent (68.5% of the total). Regarding embarked passengers, 80.4% corresponded to international traffic (70.4% in June 2021), with the main destination being airports at the European continent (68.9% of the total).

Figure 2. Proportion of passengers disembarked and embarked at national airports by nature of traffic – June 2022



Source: Survey to airports and aerodromes (ANA/ANAC/Statistics Portugal)

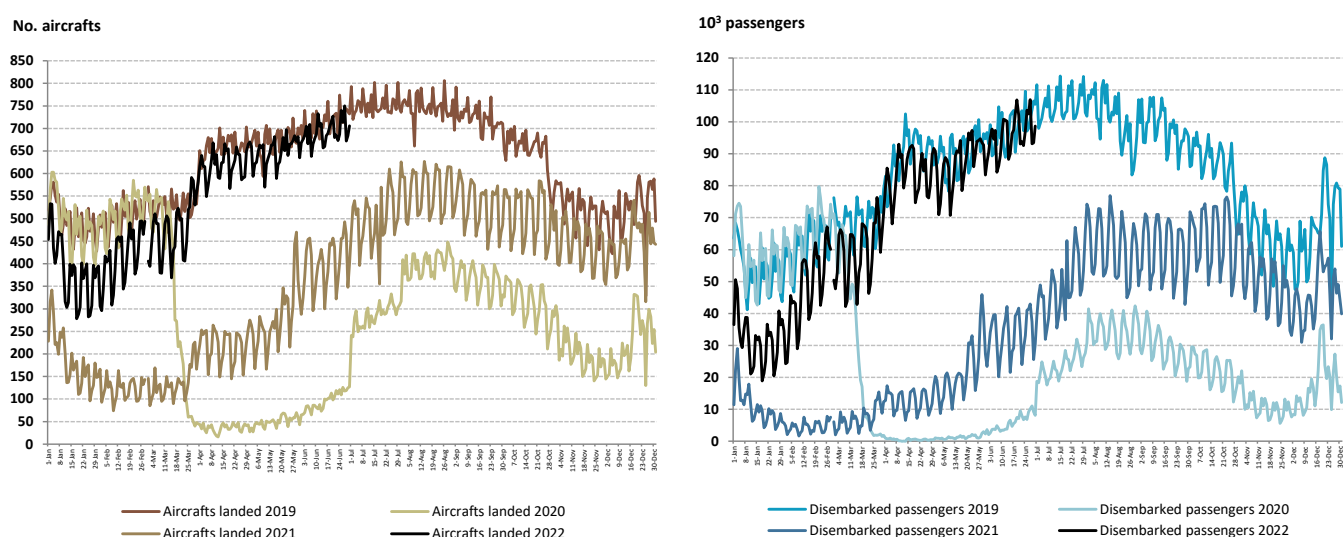


The daily movement of aircraft and passengers is typically heavily influenced by seasonal and weekly cycle fluctuations, but has been significantly affected by the impact of the pandemic in the recent period.

The following figure reveals that the effects of the pandemic were particularly visible, in both series, from mid-March 2020 and in the first quarters of 2021. Since then, the levels of both series in 2021 have been systematically above those of 2020, although far from 2019 levels.

The beginning of 2022 revealed a trend towards approaching the levels recorded in the pre-pandemic period. In June 2022, there was a daily average of 95.9 thousand passengers disembarked at national airports (87.1 thousand in the previous month), approaching that recorded in June 2019 (98.1 thousand).

Figure 3. Aircrafts landed and disembarked passengers at national airports – daily



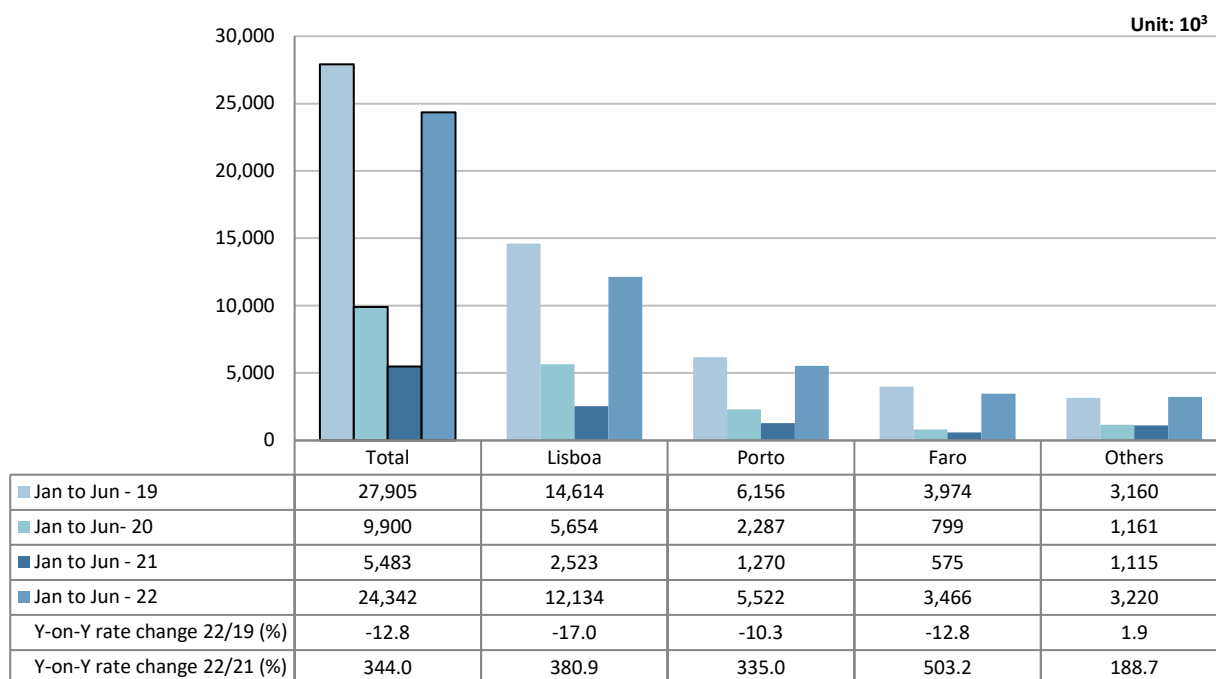
Source: Survey to airports and aerodromes (ANA/ANAC/Statistics Portugal)

Accumulated traffic at national airports

In the **first half of 2022**, the number of passengers handled at national airports increased by 344.0% vis-à-vis the first half of 2021 (-12.8% compared to the same period of 2019). The movement of passengers in Lisboa airport corresponded to 49.8% of total handled passengers (12.1 million) and increased by 380.9% vis-à-vis the same period of 2021 (-17.0% compared with the same period of 2019). Considering the three airports with the highest annual passenger traffic, Faro recorded the major increase (+503.2%).



Figure 4. Movement of passengers at national airports



Source: Survey to airports and aerodromes (ANA/ANAC/Statistics Portugal)

Considering the first half of 2022, the United Kingdom was the main country of origin and destinations of flights, with year-on-year growths of 720.8% in the number of disembarked passengers and 717.5% in the number of embarked passengers, justified by the closure of the air corridor between Portugal and the United Kingdom for most of the first half of 2021. France occupied the second position and registered increases of 294.7% in the number of disembarked passengers and 290.0% in the number of embarked passengers, compared to the same period of 2021. Spain took the 3rd position, as the main country of origin and destination.

Table 1. Main countries of origin and destination of flights with passengers at national airports

Ranking	Country of origin (of the flight)	Jan to Jun 2022	
		Passengers disembarked (10 ³)	Y-on-Y growth rate (%)
1	United Kingdom	1,773.0	720.8
2	France	1,624.8	294.7
3	Spain	1,115.0	...
4	Germany	1,003.6	380.2
5	Switzerland	555.2	...

Ranking	Country of destination (of the flight)	Jan to Jun 2022	
		Passengers embarked (10 ³)	Y-on-Y growth rate (%)
1	United Kingdom	1,721.5	717.5
2	France	1,611.4	290.0
3	Spain	1,094.0	...
4	Germany	1,001.9	377.9
5	Switzerland	565.2	...

... Confidential data / value not disclosed for 2021

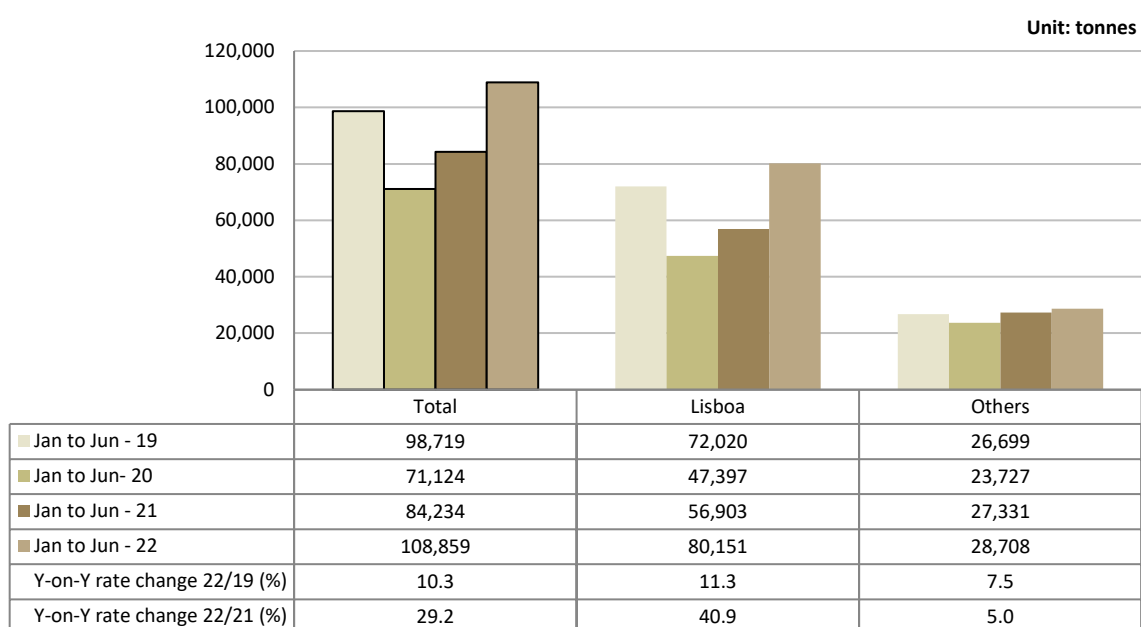
Source: Survey to airports and aerodromes (ANA/ANAC/Statistics Portugal)



In the first half of 2022, the movement of freight and mail at Lisboa airport represented 73.6% of the total, corresponding to 80.2 thousand tonnes (+40.9% vis-à-vis the same period of 2021). Compared to the same period of 2019, there was an increase of 11.3%.

Considering the group of other airports, the movement of freight and mail increased by 5.0% (+7.5% compared to the first half of 2019).

Figure 5. Freight and mail movement at national airports



Source: Survey to airports and aerodromes (ANA/ANAC/Statistics Portugal)



INSTITUTO NACIONAL DE ESTATÍSTICA
STATISTICS PORTUGAL

press release



METHODOLOGICAL NOTES

In this Press Release the following statistical data are used:

2019 and 2020: definitive results;

2021: provisional results;

2022: preliminary results.

Main national airports (considered in this Press Release as national airports): Lisboa, Porto, Faro, Ponta Delgada, Funchal, Porto Santo, Beja, Horta, Flores, Santa Maria, Terceira (Lajes), Pico, Graciosa, São Jorge, Corvo, Portimão, Bragança, Cascais, Vila Real and Viseu.

SOURCES: Survey to airports and aerodromes (ANA/ANAC/Statistics Portugal)

MAIN CONCEPTS:

Commercial aviation - Air transport flight performed for the public transport of passengers, freight or mail, for remuneration and for hire.

Commercial air traffic - Movement of aircrafts, passengers, freight and mail in commercial aviation.

Monthly indicators at Statistics Portugal portal:

[Aircrafts landed \(No.\) in airports by Geographic localization, Type of traffic and Nature of traffic; Monthly](#)

[Aircrafts landed \(No.\) in airports by Continent of origin; Monthly](#)

[Aircrafts unglued \(No.\) in airports by Geographic localization, Type of traffic and Nature of traffic; Monthly](#)

[Disembarked passengers \(No.\) in airports by Geographic localization, Type of traffic and Nature of traffic; Monthly](#)

[Disembarked passengers \(No.\) in Airports by Continent of origin; Monthly](#)

[Embarked passengers \(No.\) in airports by Geographic localization, Type of traffic and Nature of traffic; Monthly](#)

[Embarked passengers \(No.\) in airports by Destination continent; Monthly](#)

[Passengers in direct transit \(No.\) in airports by Geographic localization, Type of traffic and Nature of traffic; Monthly](#)

[Disembarked load \(t\) in airports by Geographic localization, Type of traffic and Nature of traffic; Monthly](#)

[Embarked load \(t\) in airports by Geographic localization, Type of traffic and Nature of traffic; Monthly](#)

[Disembarked mail \(t\) in airports by Geographic localization, Type of traffic and Nature of traffic; Monthly](#)

[Embarked mail \(t\) in airports by Geographic localization, Type of traffic and Nature of traffic; Monthly](#)



INSTITUTO NACIONAL DE ESTATÍSTICA
STATISTICS PORTUGAL

press release



ACRONYMS AND DESIGNATIONS

ANA	Portugal Airports, S.A.
ANAC	National Civil Aviation Authority
INE	Statistics Portugal

Next Press Release (monthly) - Air Transport Flash Statistics – September 15, 2022

Next Press Release (quarterly) - Transport activities (2nd Q 2022) - September 7, 2022
