



October 15th 2021

VITAL STATISTICS – Monthly data

September 2021

MORTALITY, LIVE BIRTHS AND MARRIAGES

MORTALITY DECREASED COMPARED WITH SEPTEMBER 2020, ALTHOUGH THE NUMBER OF DEATHS PER COVID-19 INCREASED

In September 2021, the number of deaths was 8,541, lower than the figure registered in previous month (-665 deaths). In this month, there were 453 fewer deaths (-5.0%) than in September 2020. The number of deaths due to COVID-19 decreased to 222 (-166 compared to August 2021), accounting for 2.6% of the total number of deaths. Compared with September 2020, there was an increase of 69 deaths due to COVID-19.

In August 2021, 6,693 children were born alive, corresponding to a reduction of 3.5%, when compared to the same month of 2020. Despite the downward trend in births since July 2020, August registered the smallest decrease since January 2021.

In August 2021, the natural balance registered the value of -2,213, a superior figure when compared to the same month of 2020, when it recorded the value of -1,731.

In August 2021, 4,566 weddings were celebrated, corresponding to 1.8 times the number of marriages celebrated in August 2020 (+1,977). From January to August 2021, 6,667 more weddings were celebrated than in same period of 2020 and 4,483 less than in the same period of 2019.

In this press release, Statistics Portugal provides **preliminary data** regarding the number of deaths, per month until September 2021 and per week until the 39th week (September 27th to October 3rd), and the number of live births and marriages per month until August 2021, that occurred in the national territory, making a comparison with the homologous period.

Indicators on the preliminary monthly number of live births, deaths, and marriages, from January to July 2021, with geographical breakdowns up to NUTS 3, as well as weekly number of deaths, until the 39th week, by NUTS 3 and daily number of deaths, until October 3rd, by NUTS 2 are made available on the Statistics Portugal Website.

The information is obtained through the Civil Register collected under the Integrated Civil Registration and Identification System (SIRIC) until October 12th, 2021.



Mortality decreased in September compared to the same month of 2020, although the number of deaths due to COVID-19 was higher than that registered in September 2020

January 2021 recorded the highest number of monthly deaths since the beginning of the pandemic (19,671), corresponding to an increase in mortality of 65.8% (+7,809 deaths) compared to the same month of 2020. Of the total deaths, 5,785 were by COVID-19, representing 29.4% of mortality in January and the maximum of monthly deaths by COVID-19. Mortality decreased in February to 12,763 deaths, however, continuing to register an increase in relation to the same month of 2020, plus 29.2% (+2,883 deaths). In this month, the number of deaths by COVID-19 was 3,594, the second highest after January, corresponding to 28.2% of the total. Excluding the deaths by COVID-19 recorded in February, mortality in this month would be, for the first time after the start of the pandemic, below the homologous value of 2020 (-711 deaths).

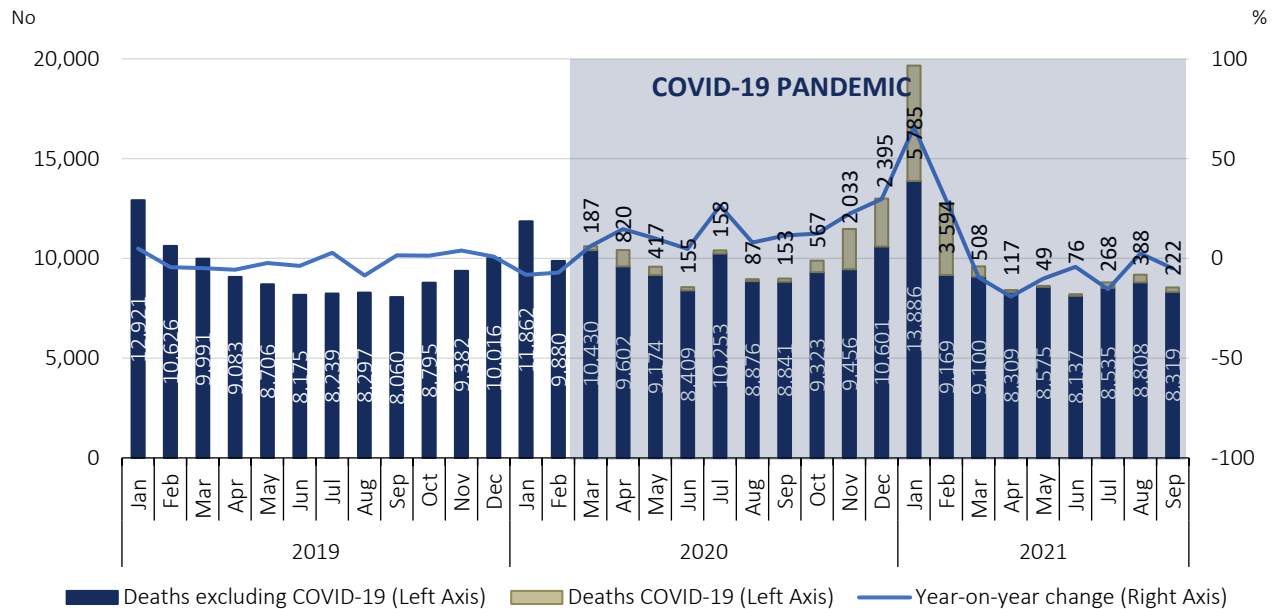
Between March and July 2021, the number of deaths continued to decrease compared to the values recorded in the same months of 2020. In August, the number of deaths was 9,196, reversing the downward trend in the number of deaths when compared with the same period of 2020, with 233 more deaths (2.5%) being registered than in August 2020.

The number of deaths due to COVID-19 continued the downward trend, started in February, between March and May, reaching the lowest figure, 49 deaths from COVID-19, in May. Mortality due to COVID-19 increased slightly in June and, more significantly, in July and August. In these months, there were 76, 268 and 388 deaths due to COVID-19, representing, respectively, 0.9%, 3.0% and 4.2% of the total number of deaths.

Comparing the monthly number of deaths due to COVID-19 in 2021 with the same months of 2020, mortality due to COVID-19 in March 2021 was higher than that recorded in 2020 (+321 deaths), remaining, between April and June, below that registered in the same months of 2020 (-730, -368 and -79 deaths by COVID-19, respectively). However, in July and August, the number of deaths due to COVID-19 was higher than that registered in the same months of 2020, respectively, 110 and 301 more deaths.

In September 2021, the number of deaths was 8,541, 655 fewer deaths than in the previous month. In this month there was a decrease in the number of deaths when compared with the same period of 2020, with 453 fewer deaths (5.0%) being registered than in September 2020. The number of deaths due to COVID-19 decreased to 222 (-166 compared to August 2021), accounting for 2.6% of total deaths. Compared with September 2020, there was an increase of 69 deaths due to COVID-19.

Figure 1: Deaths and year-on-year change, January 2019 to September 2021

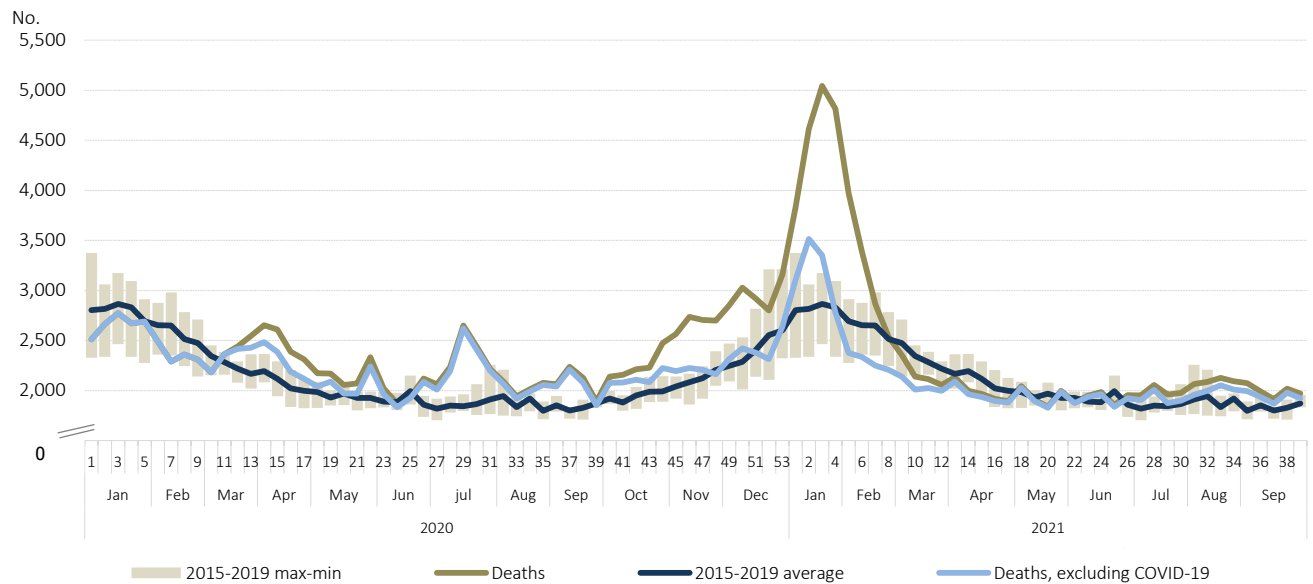


Source: Statistics Portugal, Deaths. Directorate-General of Health, Daily COVID-19 Status Report.

Analyzing weekly mortality from the last week of 2020 (December 28th to January 3rd, 2021), the number of deaths strongly increased up to the 3rd week of 2021 (January 18th to 24th), thus reaching the highest number of deaths observed since the beginning of the pandemic (5,044). However, it was in the 4th week (January 25th to 31st) that the highest number of deaths by COVID-19 (2,036) was reached, starting from this week onwards a decreasing trend.

Between September 6th and October 3rd (weeks 36 to 39), the number of deaths was slightly above the 2015-2019 average. In week 39, 1,969 deaths were registered, of which 45 were due to COVID-19, accounting for 2.3% of the total number of deaths.

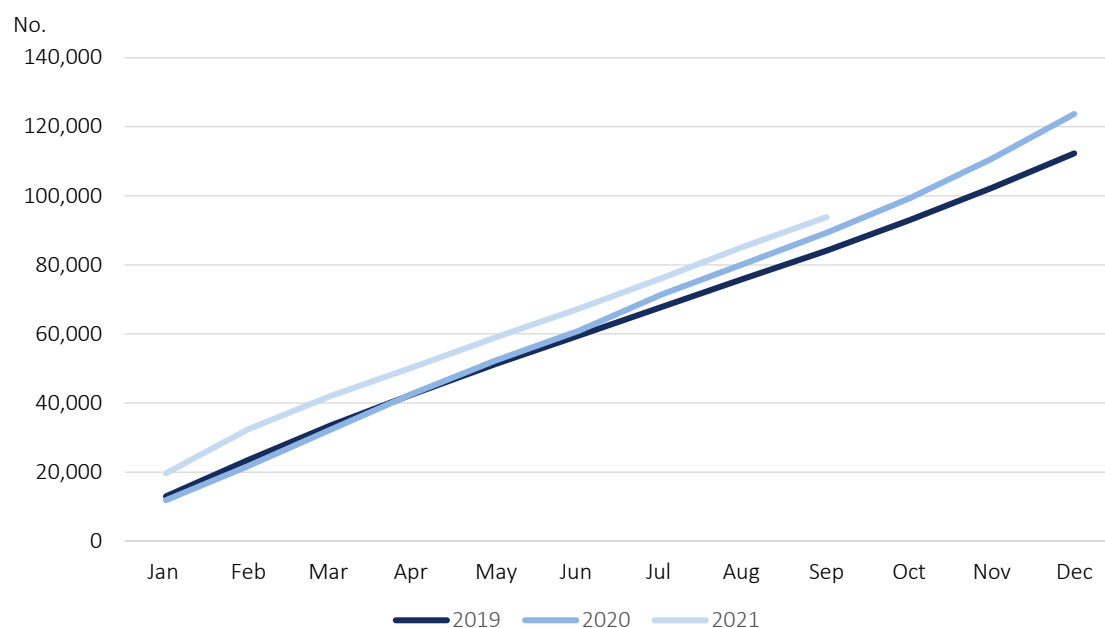
Figure 2: Deaths 2020, 2021 and average 2015-2019, by week, weeks 1 of 2020 to 39 of 2021



Source: Statistics Portugal, Deaths. Directorate-General of Health, Daily COVID-19 Status Report.

The total number of deaths registered from January to September 2021 exceeded the values for 2019 and 2020. Despite the reduction in mortality observed from March 2021 compared to the same months of 2020, this did not compensate for the high number of deaths registered in January and February 2021. The total number of deaths until September 2021, 93,845, was higher than in 2020 in 4,541 deaths.

Figure 3: Monthly deaths (cumulative numbers), 2019, 2020 and 2021

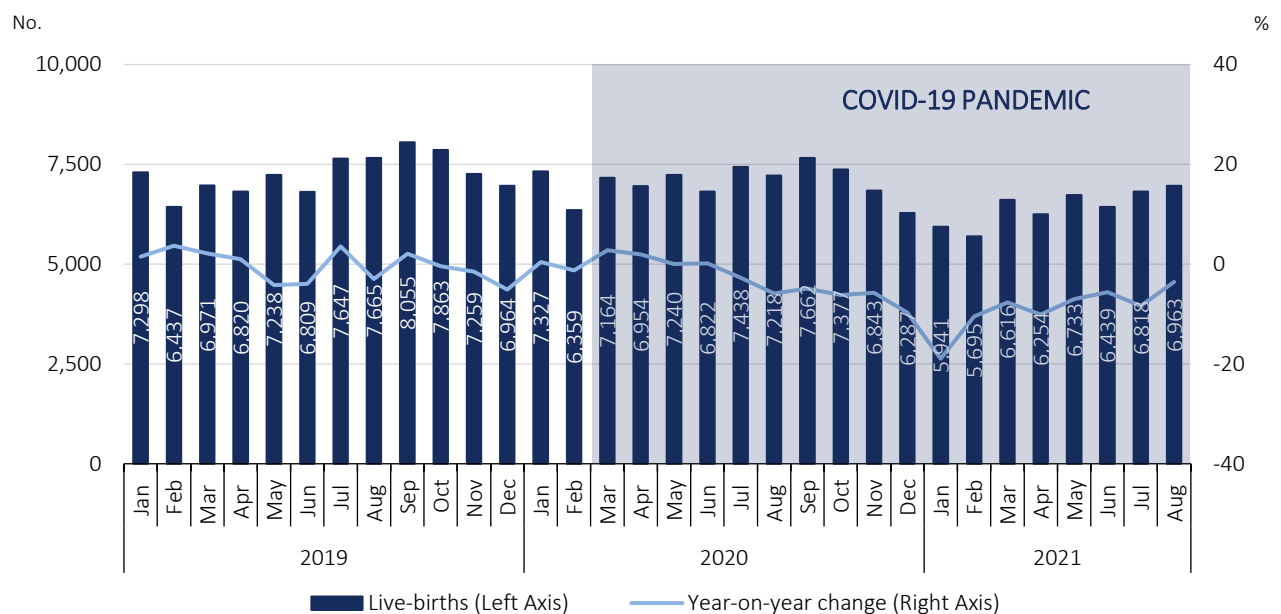


Source: Statistics Portugal, Deaths.

Live births with inferior decrease in August

In July and August 2021, 6,818 and 6,963 children, respectively, were born alive, corresponding to reductions of 8.3% (-620) and 3.5% (-255). Despite the downward trend in births since July 2020, August registered the smallest decrease since January 2021.

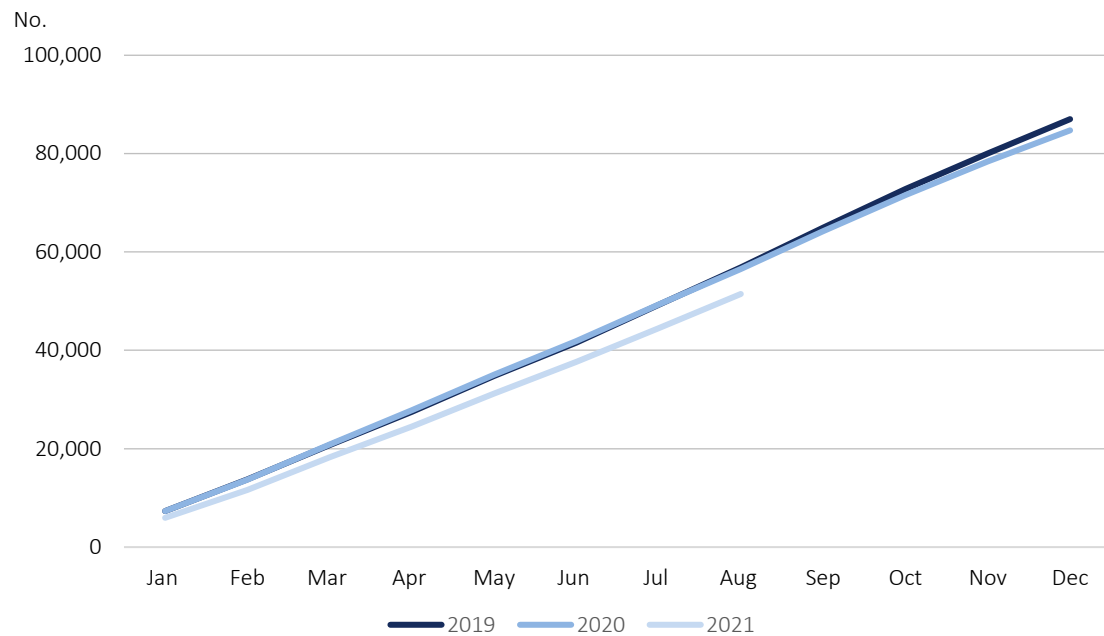
Figure 4: Live births and year-on-year change, January 2019 to August 2021



Source: Statistics Portugal, Live births.

Despite some recovery in births from March 2021, the number of live births was always lower than in the months of January to August 2019 and 2020, representing, respectively, a total of 5,426 and 5,063 less live births.

Figure 5: Monthly live births (cumulative numbers), 2019, 2020 and 2021



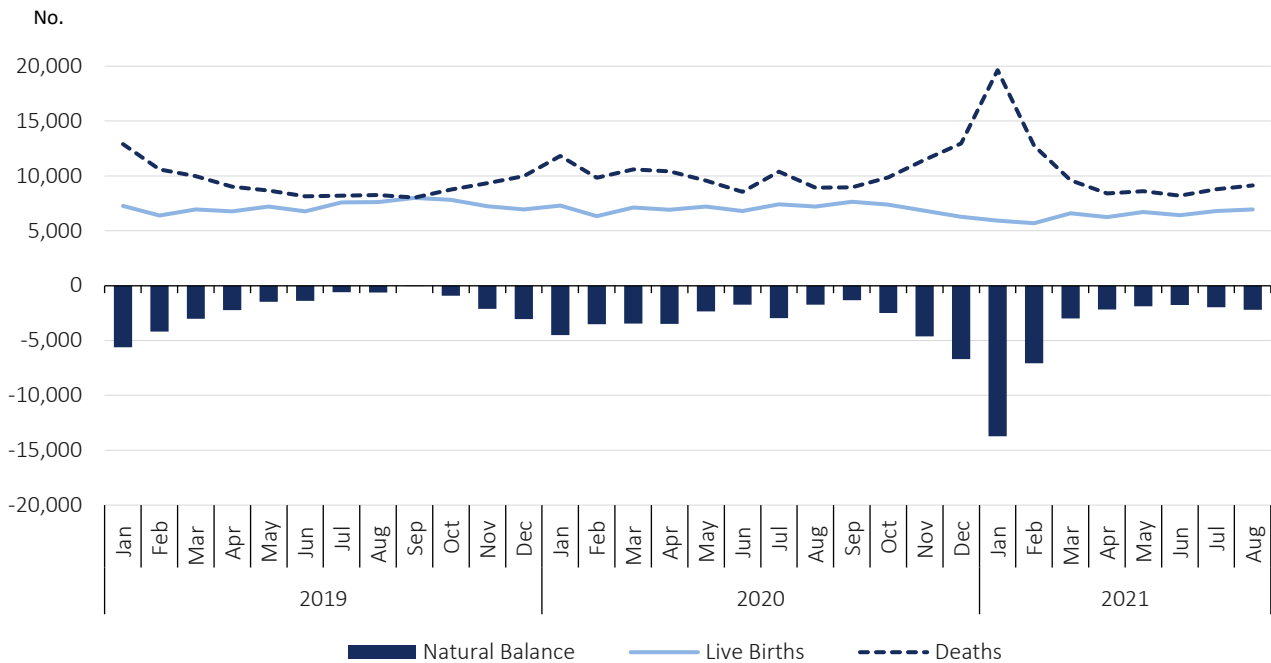
Source: Statistics Portugal, Live births.

Natural balance worsened to -2,213 in August

The increase in the number of deaths, to which mortality due to COVID-19 contributed, as well as the decrease in the number of live births, resulted in a strong reduction of the natural balance in 2020 and in the first two months of 2021. As of March 2021, the natural balance became less negative.

In July and August 2021, the natural balance registered, respectively, values of -1,979 and -2,213. The value of the natural balance verified in August was higher than that registered in the same month of 2020, when it recorded the value of -1,731.

Figure 6: Live births, deaths and natural balance¹, January 2019 to August 2021



Source: Statistics Portugal, Live births, Deaths and Demographic indicators.

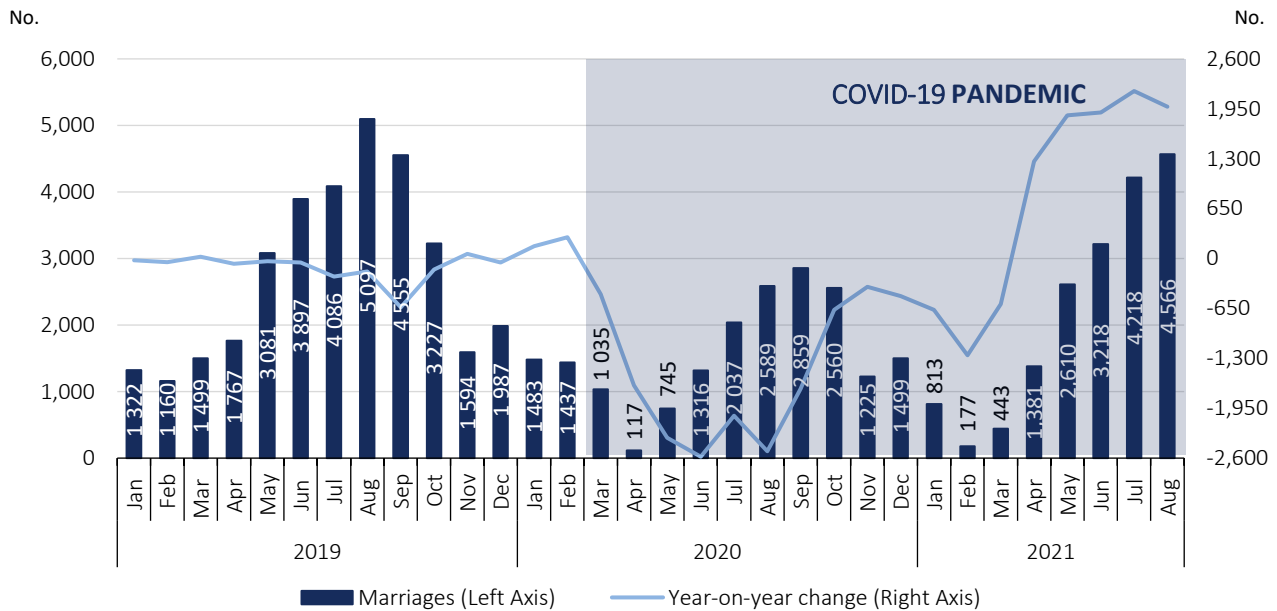
Marriages celebrations maintain growth trend in August

The measures resulting from the containment of the pandemic had an impact on the lives of citizens, including mobility and social contact. As such the statistical data on marriages celebrated from March 2020 onwards should be read in this context.

In July and August 2021, respectively, 4,218 and 4,566 marriages were celebrated, corresponding to 2.1 and 1.8 times the number of marriages celebrated in July and August 2020 (+2,181 and +1,977 marriages).

¹ The natural balance is calculated based on the number of live births of mothers residing in Portugal and the number of deaths of residents in Portugal.

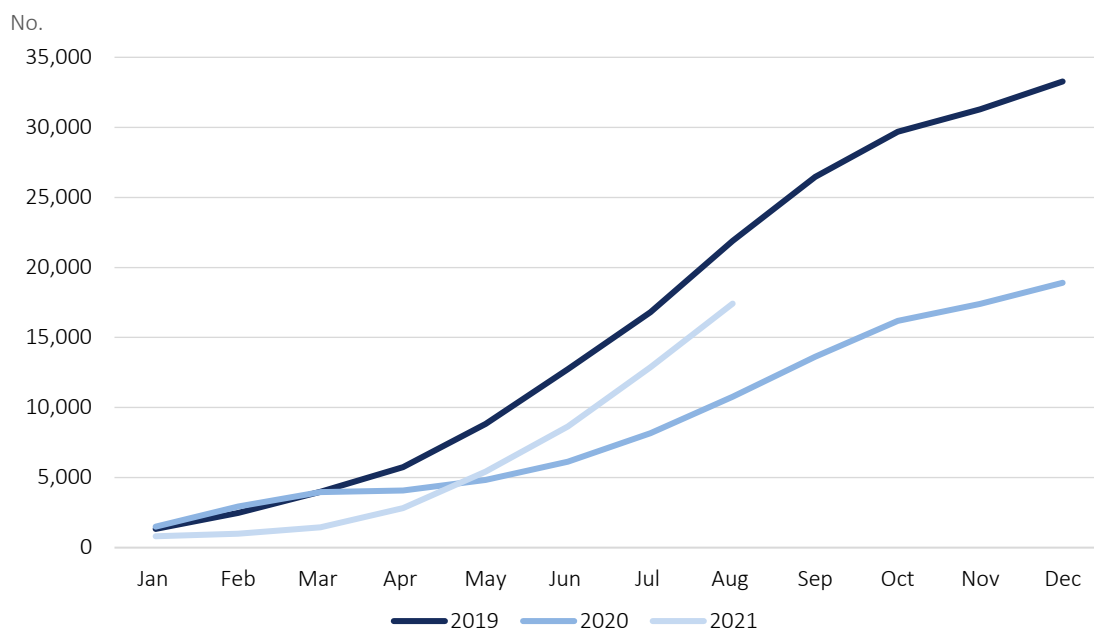
Figure 7: Marriages and year-on-year change, January 2019 to August 2021



Source: Statistics Portugal, Marriages.

From January to August 2021, 6,667 more marriages were celebrated than in the same period of 2020 and 4,483 less than in the same period of 2019.

Figure 8: Monthly marriages (cumulative numbers), 2019, 2020 and 2021



Source: Statistics Portugal, Marriages.



TECHNICAL NOTE

Statistics Portugal releases the preliminary weekly deaths, based on the information registered in the Civil Register Offices until October 12th, 2021. Indicators on the preliminary monthly number of live births, deaths, and marriages, from January to July 2021, with geographical breakdowns up to NUTS 3, as well as weekly number of deaths, until the 39th week, by NUTS 3 and daily number of deaths, until October 3rd, by NUTS 2 are made available on the Statistics Portugal Website. In this Press Release the total preliminary figures of live births and marriages are disclosed for the month of August 2021.

Data are obtained from statistical operations of direct and exhaustive collection on live births, deaths and marriages in Portuguese territory using facts that are subject to compulsory civil registration (birth and death) in the Sistema Integrado do Registo e Identificação Civil (SIRIC).

In addition to administrative information obtained from Civil Register Offices, Statistics Portugal collects an additional set of variables identified as statistically pertinent to the National Statistic System (NSS) and the European Statistical System (EES). Data is recorded and sent electronically, in compliance with the requirements set out by Statistics Portugal and laid down in liaison with the Instituto de Registos e Notariado (IRN) and the Instituto de Gestão Financeira e Equipamentos da Justiça (IGFEJ).

Data on the number of deaths by COVID-19 are also used, whose source is the daily situation report COVID-19 of the Directorate-General for Health that provides only a partial measure of the pandemic on mortality.

DEFINITIONS

Marriage: Contract signed by two persons that intend to start a family in full partnership and cohabitation according to legislation. Note: marriage can be held between persons from different or same sex.

Live birth: This is the complete expulsion or extraction from the mother's body, irrespective of the duration of the pregnancy, of a product of fertilization that, after separation, breathes or shows any other signs of life, such as a beating of the heart or umbilical cord or actual contraction of any muscle subject to voluntary movement, whether the umbilical cord has been severed and whether the placenta is retained.

Death: The permanent disappearance of vital functions.

Natural balance: The difference between the number of live births and the number of deaths during a given period, usually a calendar year.

Year-on-year change: The year-on-year change compares the level of a variable between the reference month and the same month of the previous year.

Detailed methodological information available at: www.ine.pt, option Products, Metadata system.

Detailed statistical information available at: www.ine.pt, option Products, Statistical data, database, theme Population, subtheme Births and natality rates and subtheme Mortality and life expectancy.