



SYNTHESIS INE @ COVID-19

September. 21 . 2021

Statistics Portugal makes available the weekly report for monitoring the social and economic impact of the COVID-19 pandemic.

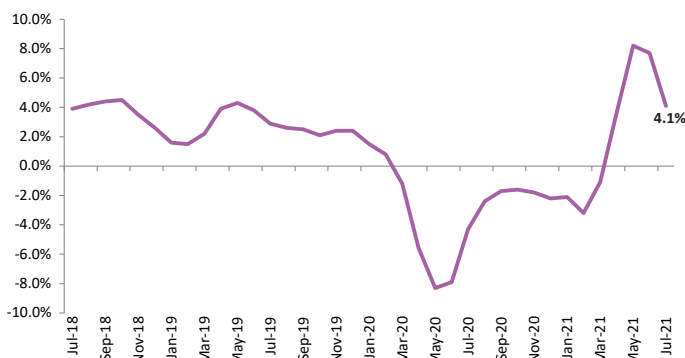
This report covers the press releases concerning:

- Indices of Production, Employment, and Wages in Construction – July 2021, published on September 13;
- Tourism activity – July 2021, published on September 14;
- Industrial production price index – August 2021, published on September 16;
- Vital Statistics - Monthly data – August 2021, published on September 17;
- Transport activities - Air Transport Flash Statistics – July 2021, published on September 17;
- Monthly Economic Survey – August 2021, published on September 17.

For further details, see the [links](#) available throughout this press release.

Production in construction increased by 4.1%

Index of Production in Construction
(year-on-year rate of change)



The Production in Construction Index increased by 4.1% year-on-year in July 2021 (+7.7 in June and -4.3% in July 2019).

The following performances of its segments also occurred:

- *Building construction*: +0.9% (+4.4% in June);
- *Civil Engineering*: 9.0% (+12.6% in June).

Indices of employment, wages and salaries in Construction
(year-on-year rate of change)



In July, the employment and wages in Construction indices registered:

- Year-on-year rates of change of 2.1% and 5.6%, respectively (2.5% and 9.0% in the previous month, in the same order);
- Compared to June, increases of 0.5% and 3.5%, respectively (0.9% and 6.7% in July 2020).

More information is available at:

[Indices of production, employment, and wages in construction – July 2021](#)
(13 September 2021)

In July, the number of overnight stays of residents grew significantly in RA Madeira, RA Açores, Algarve, and Alentejo compared to the same month of 2019

Guests and overnight stays

In July 2021, the tourism accommodation sector¹ registered the following:

- 1.6 million guests (1.0 million in July 2020);
- 4.5 million overnight stays (2.6 million in June 2020).

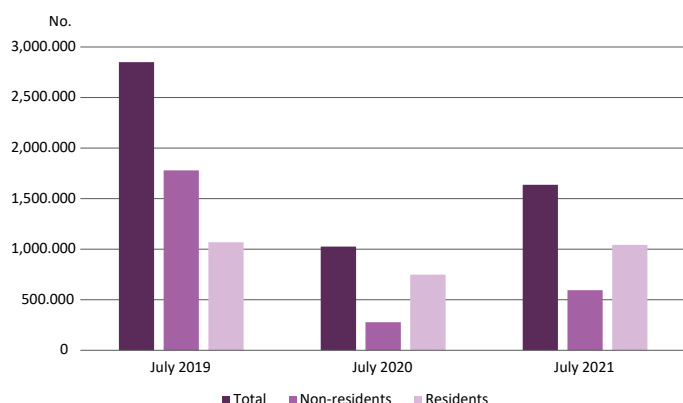
Compared to July 2019, the following was recorded:

- Number of guests: -42.5%;
- Total number of overnight stays: -45.0%;
 - » Overnight stays of residents: +6.4%;
 - » Overnight stays of non-residents: -67.6%.

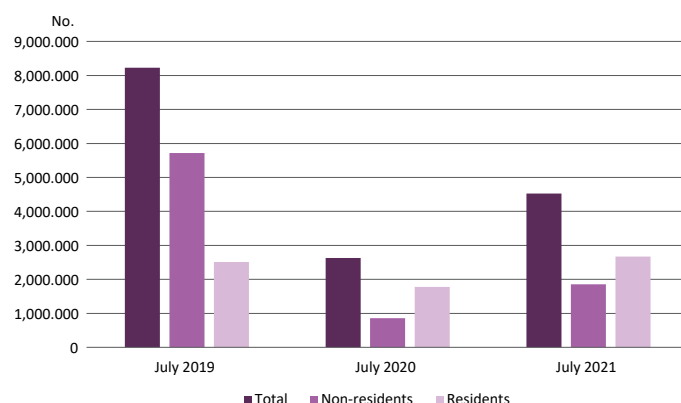


¹ It includes three types of accommodation facilities: hotel establishments (hotels, apartment hotels, tourist apartments, tourist villages, pousadas and quintas da Madeira), local accommodation with 10 or more beds (according to the statistical threshold defined by EU Regulation 692/2011) and rural/lodging tourist.

Guests in tourist establishments, Portugal

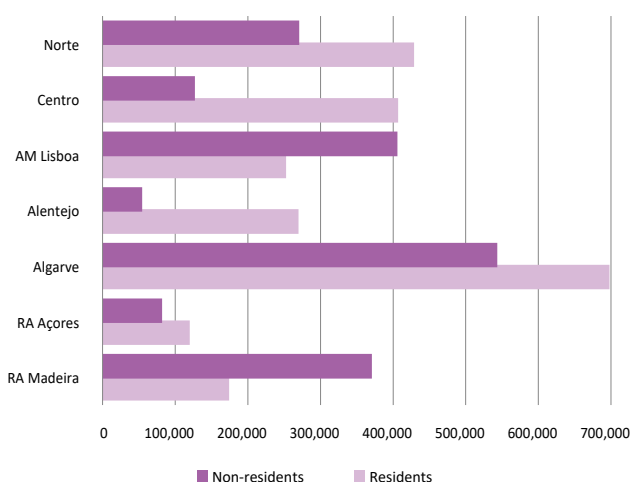


Overnights stays in tourist establishments, Portugal



At NUTS II regions level, Algarve accounted for 34.5% of overnight stays in July, followed by Norte (15.5%), AM Lisboa (14.6%), and RA Madeira (12.1%).

Overnight stays in tourist accommodation establishments, by NUTS II region – July 2021



In July, compared to the same month of 2019, the following expressive growths concerning the number of overnight stays of residents stood out:

- RA Madeira: 60.2%;
- RA Açores: 26.3%;
- Algarve: 19.3%;
- Alentejo: 13.1%.

In the first seven months of 2021, compared to the same period of the previous year:

- There was a 2.4% decrease in the total number of overnight stays, resulting from +31.7% in residents and -30.7% in non-residents;
- Overnight stays decreased in AM Lisboa (-28.7%), RA Madeira (-7.4%), and Norte (-2.8%); the remaining regions registered increases.

Compared to the same period in 2019, overnight stays recorded a 67.4% decrease (-31.5% in residents and -82.1% in non-residents).

Revenue

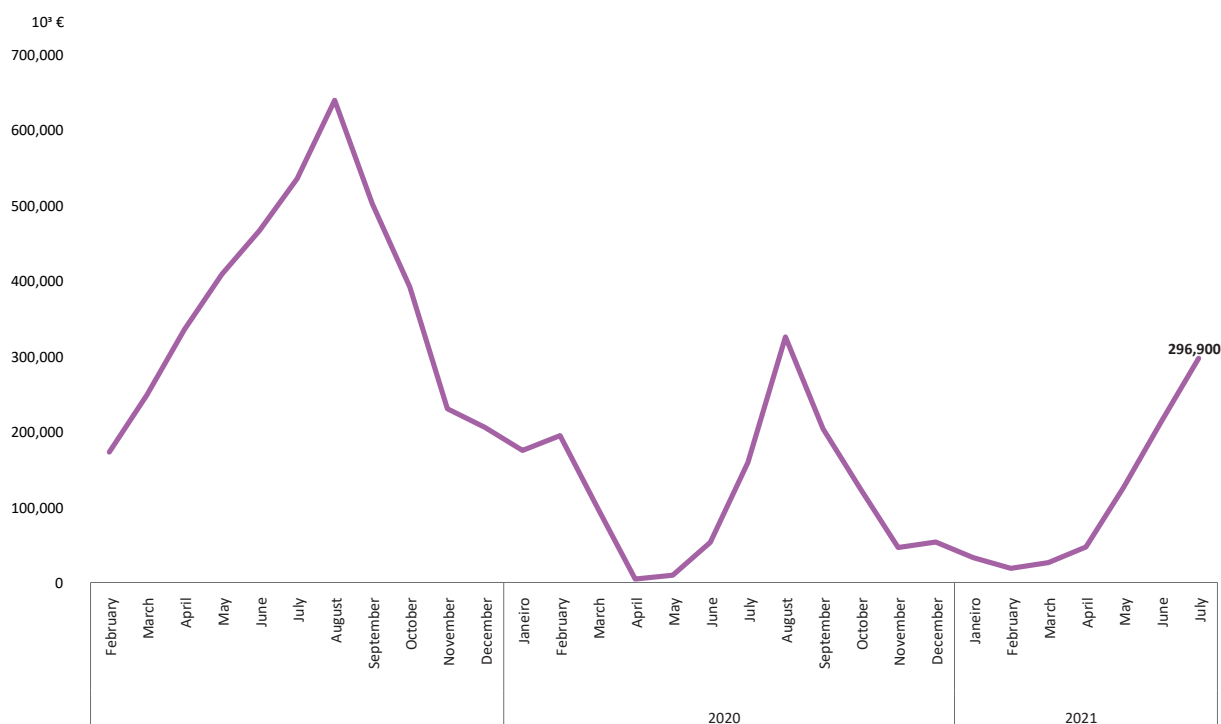
With 19.1% of tourist accommodation establishments closed or with no guests in July 2021 (26.0% in June):

- The total revenue registered in the tourist accommodation establishments reached €296.9 million and €223.4 million in revenue of accommodation;
- Compared to July 2019, total revenue decreased by 44.5% and revenue of accommodation decreased by 46.7%;
- The Algarve concentrated 37.4% of the total revenue and 37.9% of the revenue of accommodation, followed by AM Lisboa (17.3% and 17.4%, in the same order) and Norte (14.5% and 14.4%, respectively).

In the first seven months of 2021, the revenue registered:

- Compared to the same period of 2020, it grew by 9.2% in total and 10.7% in terms of revenue of accommodation;
- Compared to the same period in 2019, it decreased by 67.5% in total and 67.6% in terms of revenue of accommodation.

Total revenue of tourist accommodation establishments



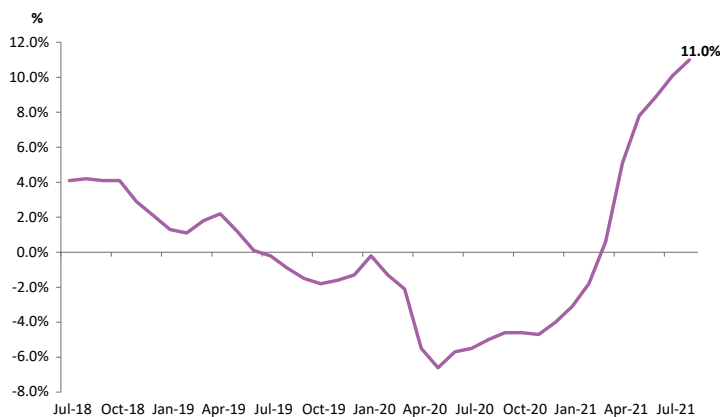
More information is available at:
[Tourism activity – July 2021](#)
 (14 September 2021)

The industrial production prices increased by 11.0%

In August 2021:

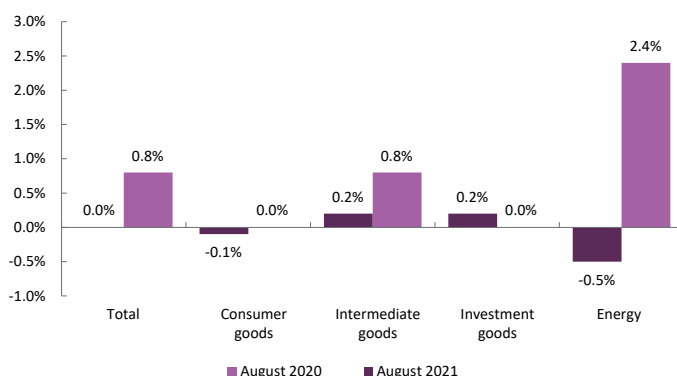
- The Industrial Production Prices Index (IPPI) increased by 11.0% year-on-year (10.1% in the previous month), with:
 - » 13.1% in *Intermediate goods* (11.4% in July);
 - » 29.7% in *Energy* (26.0% in July);
- Excluding *Energy*, the year-on-year rate of change in industrial production prices was 7.0% (6.7% in the previous month);

Industrial Production Prices Index
(year-on-year rate of change)



- In August, the IPPI month-on-month rate of change was 0.8% (null variation in the same month of 2020).

Total Index and Major Industrial Groupings
(month-on-month rate of change)



More information is available at:
[Industrial production prices index – August 2021](#)
 (16 September 2021)

Mortality, live births, and marriages

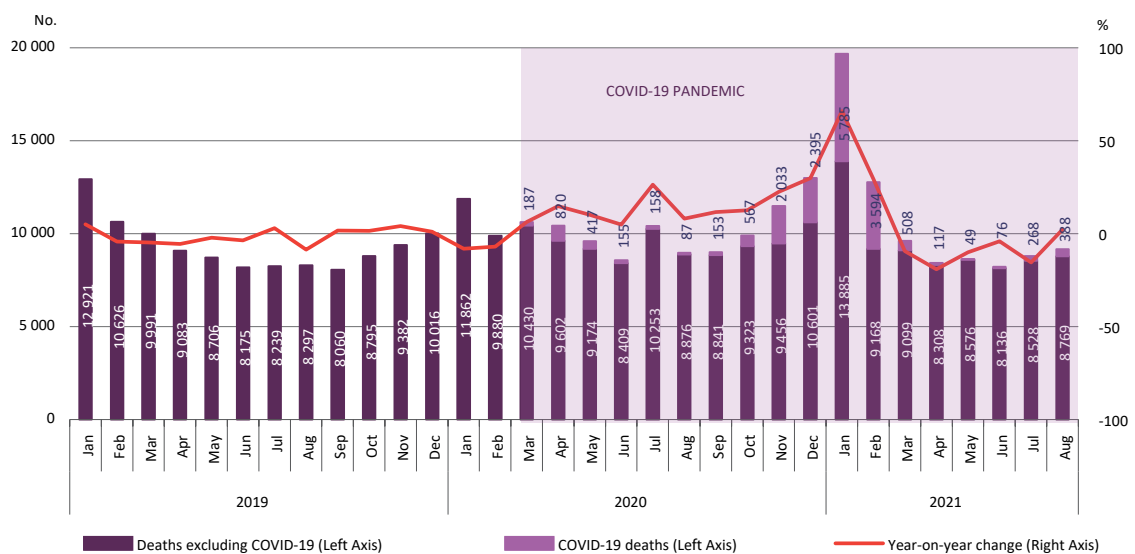
Mortality increased in august compared with the same month of 2020

Mortality

In August 2021, the number of deaths was 9,157 (361 more than those recorded in July). In this month, the downward trend in the number of deaths when compared with in the same period of 2020 changed, with 194 more deaths (2.2%) being registered than in August 2020.

The number of COVID-19 deaths this month rose to 388 (120 more compared to July), standing for 4.2% of total deaths. Compared with August 2020, there was an increase of 301 deaths due to COVID-19.

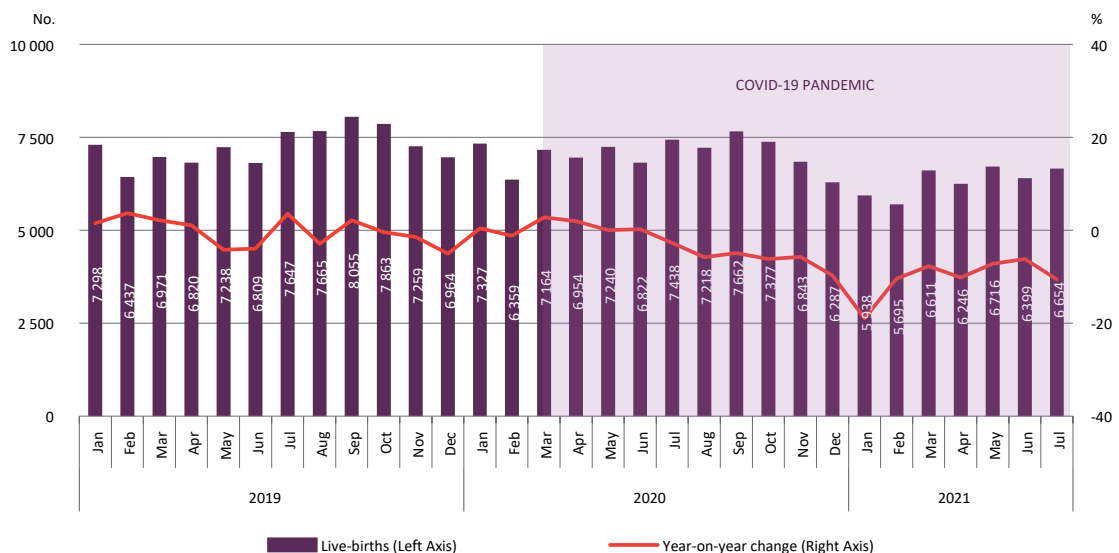
Deaths and year on year change, Portugal, January 2019 to August 2021



Live births

In July 2021, 6,654 live births were registered, corresponding to a reduction of 10.5%, when compared to the same month of 2020, thus maintaining the downward trend registered in births since July 2020.

Live births and year on year change, Portugal, January 2019 to July 2021



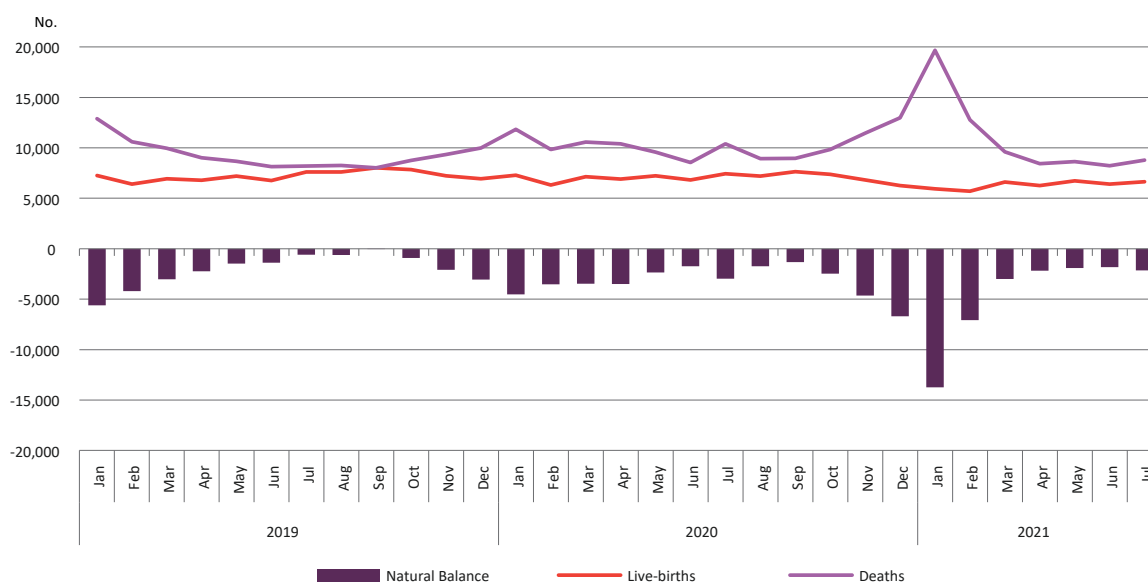
SYNTHESIS INE @ COVID-19

September . 21 . 2021

Natural balance

In July 2021, the natural balance registered the value of -2,136. Despite the worsening when compared to June, the natural balance was less negative when compared to the same month of 2020 (when it recorded the value of -2,966).

Live births, deaths and natural balance, Portugal, January 2019 to July 2021

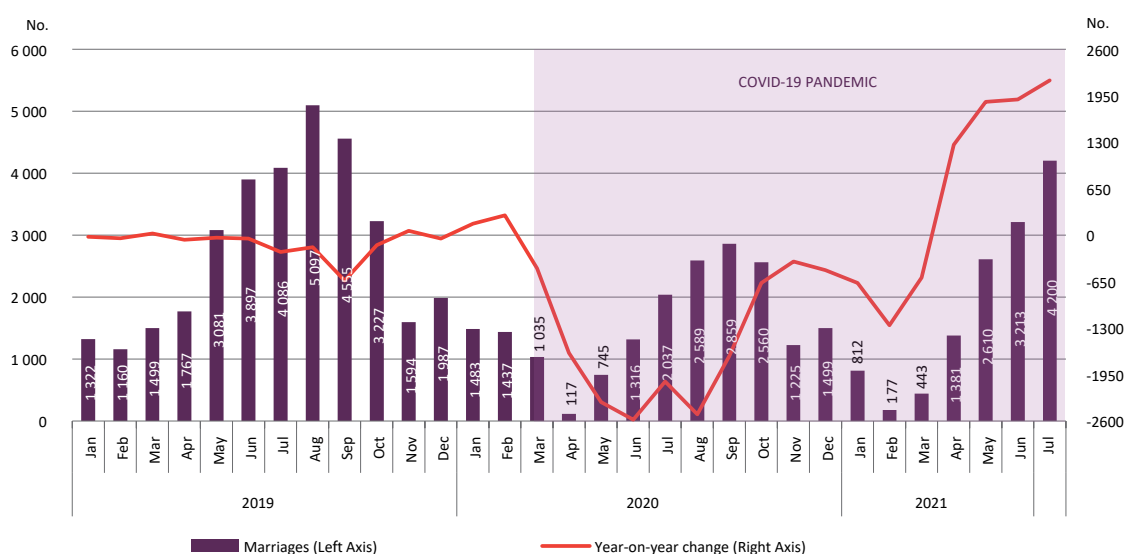


Marriages

In July 2021, 4,200 weddings were celebrated, corresponding to 2.1 times the number of marriages celebrated in July 2020. (+2,163).

From January to July 2021, 4,666 more weddings were celebrated than in same period of 2020 and 3,976 less than in the same period of 2019.

Marriages and year on year change, Portugal, January 2019 to July 2021



More information is available at:
[Vital statistics – monthly data, August 2021](#)
 (17 September 2021)

Air transport kept growth trend in July

In July 2021, at national airports:

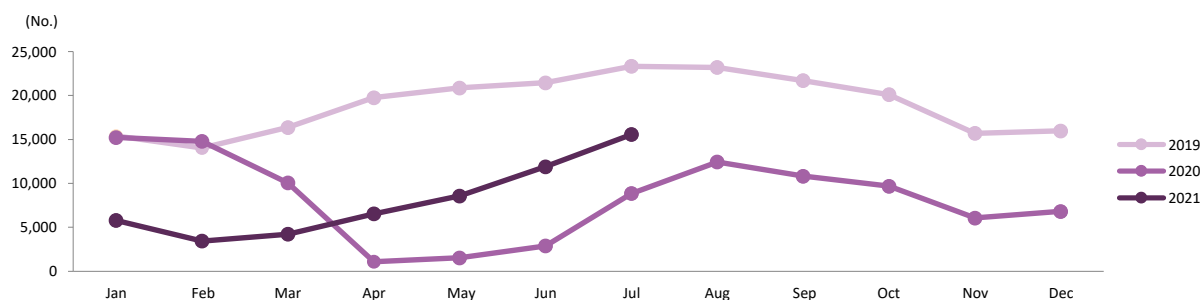
- Passenger traffic (embarked, disembarked and direct transits) was 2.8 million (+ 75.8% compared to July 2020);
- The movement of cargo and mail amounted to 16,5 thousand tonnes (+116,1% compared to July 2020);
- 15,6 thousand commercial aircraft have landed (+71.9% compared to the same month in 2020).

This month reached the highest values since the beginning of the COVID-19 pandemic crisis.

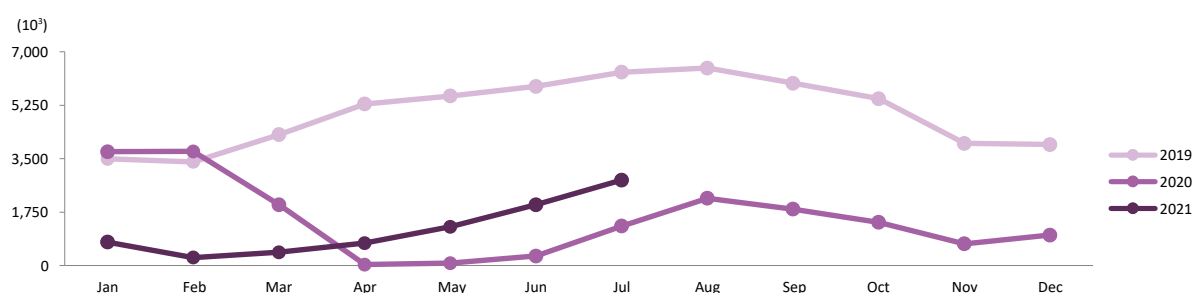
Compared to July 2019, the following rates of change were recorded:

- Passengers handled: -55.8% (-66.0% in June 2021);
- Cargo and mail handles: -10.3% (-4.7% in June 2021);
- Aircraft landed: -33.2% (-44.5% in June 2021).

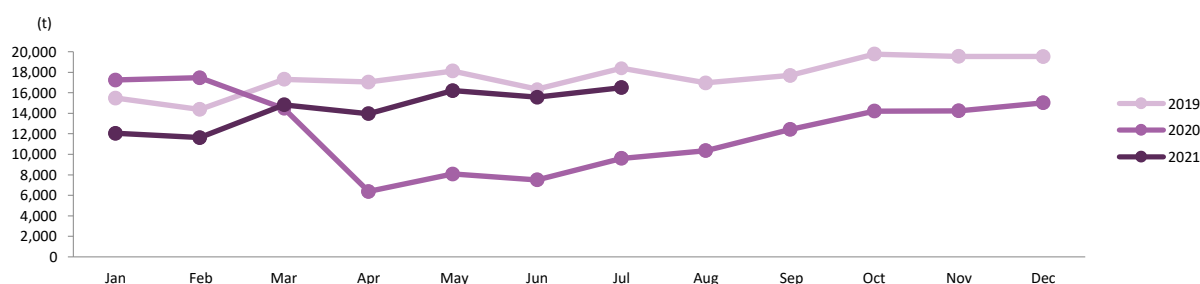
Aircraft landed at national airports



Passengers movement at national airports



Freight/mail handled at national airports



Between January and July 2021:

- The number of passengers handled at national airports decreased by 26.0% compared to the same period of 2020 and 75.8% compared to the same period of 2019;
- The Lisboa airport handled 45.5% of all passengers (3.8 million) and registered a decrease of 38.8%, the sharpest of the three airports with the highest annual passenger traffic;
- France was the main country of origin and destination for passengers arriving in Portuguese airports: 697.3 thousand passengers disembarked (-16.1%) and 603.0 thousand embarked (-23.5%);
- The cargo and mail handled at national airports increased by 24.8% year-on-year. Compared to the same period in 2019, there was a decrease of 14.0%;
- The movement of goods at the Lisboa airport represented 68.0% of the total, amounting to 68.5 thousand tonnes (+30.0% compared to the same period last year). The aggregate of other airports increased by 15.0%.

More information is available at:
[Air transport flash statistics – July 2021](#)
(17 September 2021)

Recovery of economic activity continues

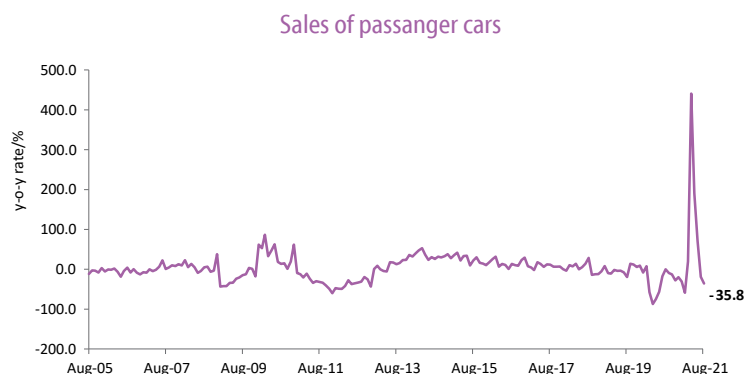
The latest quantitative information¹, available for July 2021, shows less intense year-on-year growth rates than in the previous months, but available information for August suggests an improvement in economic activity. The year-on-year comparison continues to be influenced, to a large extent, by base effects depending on the evolution of the pandemic context.

In July:

- Short-term indicators, in general, have not yet reached the levels of the corresponding period of 2019, particularly in tourism activity;
- The exports of goods in nominal terms, recorded a higher value than in the same period of 2019 and nominal imports will have remained close to the value observed then;
- The quantitative summary indicators (economic activity, private consumption, and investment) showed less intense growth than in the previous month.

In August:

- The economic climate indicator increased, after interrupting in the previous month the ascendent profile observed between March and June;
- The Consumer confidence indicator recovered in August from the decline registered in the previous month, after increasing in the four preceding months, only slightly in June;
- Sales of passenger cars registered a year-on-year drop of 35.8%, after decreasing by 19.0% in the previous month;

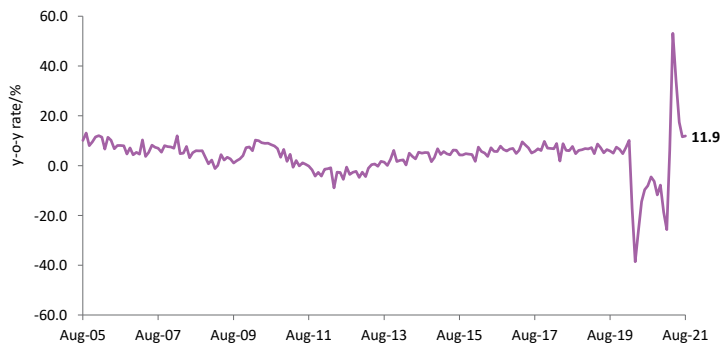


¹ This analysis is based on series of effective data (raw or seasonally adjusted).

² Based on information available up to the 16th of September 2021.

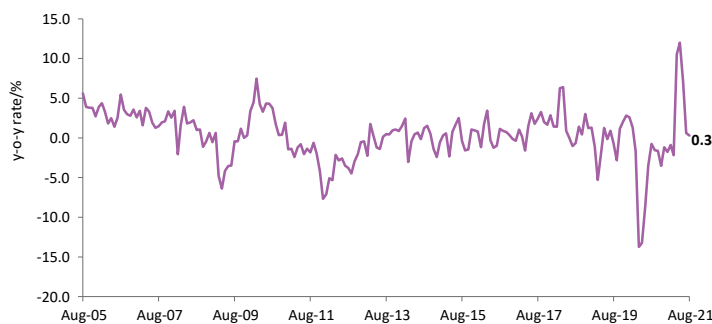
- Transactions made using the Multibanco network (total domestic withdrawals as well as payments for services and purchases at ATM terminals) presented a year-on-year growth of 11.9% (11.6% in the previous month). Compared to August 2019, there was a growth of 2.8%;

Operations carried out on ATM (value)



- The average consumption of electricity on a working day registered a year-on-year growth of 0.3%, which compares with increases of 7.1% and 0.6% in June and July, respectively.

Average consumption of electricity on working days



In August 2021, concerning the Euro Area:

- The economic sentiment indicator decreased, after having reached, in the previous month, the highest value of the series (which began in January 1985);
- The evolution of the indicator in August reflected mainly the reduction of confidence in the services sector and, to a lesser extent, in the industry sector;
- The consumer confidence indicator declined for the second consecutive month
- In the opposite direction, the confidence in construction recovered and slightly increased in the retail trade.

More information is available at:
[Monthly economic survey – August 2021](#)
 (17 September 2021)

The series “INE@COVID-19 Synthesis” began in April 2020, with the purpose of making available an aggregation of some of the most relevant official statistical findings released each week, taking into account the pandemic situation that was then declared in Portugal.

Statistics Portugal intends to continue to contribute this way to the monitoring of the social and economic impact of the COVID-19 pandemic by decision makers in public and private bodies and also by the general public.

The same intention also led to the creation of the “Special INE COVID-19” area in Statistics Portugal’s portal, which also includes other aggregated contents under the same theme.

Press releases between 20-09-2021 and 24-09-2021:

Press releases	Reference period	Release date
Interest rates implied in housing loans	August 2021	20 September 2021
Acquisitions of real estate by non-residents	2020	21 September 2021
House Price Index	2 nd Quarter of 2021	22 September 2021
Excessive deficit procedure - 2 nd notification - 2021		23 September 2021
Main aggregates of General Government - 2020		23 September 2021
National Accounts	2019	23 September 2021
Quarterly National Sector Accounts	2 nd Quarter of 2021	23 September 2021
Portuguese Life Tables	2018-2020	24 September 2021