



14 June 2021  
TOURIST ACTIVITY  
April 2021

## GROWTH OF TOURIST ACTIVITY IN APRIL BUT BUT STILL FAR FROM THE RESULTS OBSERVED IN THE SAME PERIOD OF 2019

The **tourist accommodation sector**<sup>1</sup> registered 460.0 thousand guests and 946.8 thousand overnight stays in April 2021<sup>2</sup>, corresponding to rates of change<sup>3</sup> of 762.6% and 510.8% respectively, compared to the same month in 2020 when all tourist activity almost completely ceased (-59.6% and -67.1% in March, in the same order). Compared with April 2019, the number of guests declined by 80.3% and overnight stays decreased by 84.2%.

Overnight stays of residents increased by 517.0% (-20.8% in March) and those of non-residents grew by 496.5% (-86.7% in the previous month). Compared with April 2019, there were decreases of 60.3% and 93.5%, respectively.

The net occupancy rate (12.9%) increased by 6.1 p.p. (-7.1 p.p. in March).

The total revenue registered in the tourist accommodation establishments amounted to EUR 47.7 million and the revenue of accommodation was EUR 35.9 million, corresponding to rates of change of 838.0% and 696.4%, respectively (-73.5% and -71.5% in March, in the same order). Compared with April 2019, total revenue decreased by 85.8% and revenue from accommodation declined by 85.6%.

Considering all tourist accommodation establishments, the average revenue per available room (RevPAR) was EUR 10.8 in April (EUR 7.4 in March). The average daily rate (ADR) amounted to EUR 61.9 in April (EUR 51.0 in March). In April 2019, the RevPAR was EUR 45.5 and the ADR amounted to EUR 81.3.

In **the first four months of the year**, the number of overnight stays declined by 70.1% due to rates of change of -39.0% regarding residents and -85.6% concerning non-residents. In this period, total revenue declined by 73.6% and revenue of accommodation decreased by 72.3%.

Between January and April, considering **the whole set of accommodation** (tourist accommodation establishments, camping and holiday camps and youth hostels), there were 1.4 million guests and 3.3 million overnight stays, corresponding to rates of change of -65.9% and -67.2%, respectively.

<sup>1</sup> Monthly series which includes three types of accommodation facilities: hotel establishments (hotels, apartment hotels, tourist apartments, tourist villages, pousadas and quintas da Madeira), local accommodation with 10 or more beds (according to the statistical threshold defined by EU Regulation 692/2011) and rural/lodging tourist.

<sup>2</sup> Statistics Portugal released on the 31<sup>st</sup> of May, the [Tourism activity flash estimate: April 2021](#), which includes the main indicators (guests, overnight stays, with breakdown by residents and non-residents and main countries). In this press release, some of these indicators are presented with a greater geographical breakdown and the remaining indicators usually published monthly - namely occupancy rate, revenue, RevPAR, and ADR - and information on most types of accommodation (including camping and holiday camps and youth hostels) is presented.

<sup>3</sup> Unless stated otherwise, the rates of change presented in this press release correspond to year-on-year rates of change.



Figure 1. Global results of the tourist accommodation sector

Global preliminary results	Unit	March 2021	April 2021	Jan - Apr		
		Value	Value	2021	2020	2019
<b>Guests</b>	<b>10<sup>3</sup></b>	<b>279.7</b>	<b>460.0</b>	<b>1 246.3</b>	<b>3 759.0</b>	<b>6 861.4</b>
Residents in Portugal	"	233.0	371.8	1 005.1	1 780.3	2 887.8
Residents abroad	"	46.7	88.2	241.1	1 978.7	3 973.5
<b>Overnight stays</b>	<b>10<sup>3</sup></b>	<b>625.5</b>	<b>946.8</b>	<b>2 738.5</b>	<b>9 146.8</b>	<b>16 987.7</b>
Residents in Portugal	"	448.7	668.1	1 864.7	3 057.8	5 043.0
Residents abroad	"	176.8	278.7	873.9	6 089.0	11 944.7
<b>Average stay</b>	<b>no. of nights</b>	<b>2.24</b>	<b>2.06</b>	<b>2.20</b>	<b>2.43</b>	<b>2.48</b>
Residents in Portugal	"	1.93	1.80	1.86	1.72	1.75
Residents abroad	"	3.79	3.16	3.62	3.08	3.01
Net bed occupancy rate	%	10.1	12.9	10.4	25.8	37.5
Total revenue	EUR 10 <sup>6</sup>	26.4	47.7	125.3	475.3	920.8
Revenue from accommodation	"	20.5	35.9	94.2	339.6	665.5
RevPAR (Average revenue per available room)	EUR	7.4	10.8	7.9	21.5	33.0
ADR (Average Daily Rate)	"	51.0	61.9	54.9	66.1	72.7

### Growing numbers of guests and overnight but a steep reduction compared with April 2019

In April 2021, the tourist accommodation sector accounted for 460.0 thousand guests and 946.8 thousand overnight stays, corresponding to rates of change of +762.6% and +510.8%, respectively (-59.6% and -67.1% in March, in the same order). Compared with April 2019, the number of guests decreased by 80.3% and that of overnight stays declined by 84.2%.

In April, the domestic market (weight of 70.6%) contributed with 668.1 thousand overnight stays and the external markets with 278.7 thousand.

Compared with April 2019, the number of overnight stays of residents declined by 60.3%, while those of non-residents decreased by 93.5%.

In the first four months of the year, there was a decrease of 70.1% in the total number of overnight stays, resulting from rates of change of -39.0% in residents and -85.6% in non-residents. In this period, overnight stays of residents represented 68.1% of the total, a figure contrasting with that of 2020 (33.4% of the total) and 2019 (29.7% of the total).

In April, 47.6% of tourist accommodation establishments were closed or did not record any guests (60.4% in March).

### The region of Lisboa concentrated a quarter of total overnight stays in April

AM Lisboa concentrated 24.4% of overnight stays in April, followed by Norte (19.7%), Centro (15.5%), and Algarve (14.9%).

In the first four months of the year, the regions with the lowest reductions in the number of overnight stays were Alentejo (-38.4%), RA Açores (-45.5%), Centro (-56.7%) and Norte (-63.6%), while the remaining regions registered over 70% decreases.



In this period, all regions presented declines in the number of overnight stays of residents, with the lowest reductions occurring in RA Madeira (-20.1%), RA Açores (-23.8%) and Alentejo (-26.6%).

In the first four months of the year, concerning overnight stays of non-residents, Alentejo registered a reduction of 64.6%, while the remaining regions presented declines of over 70%.

Figure 2. Overnight stays in tourist accommodation establishments, by NUTS II regions

NUTS II	Total of overnight stays				Overnight stays from residents				Overnight stays from non residents			
	Apr 21	Jan - Apr			Apr 21	Jan - Apr			Apr 21	Jan - Apr		
		2021	2020	2019		2021	2020	2019		2021	2020	2019
<b>Portugal</b>	<b>946.8</b>	<b>2 738.5</b>	<b>9 146.8</b>	<b>16 987.7</b>	<b>668.1</b>	<b>1 864.7</b>	<b>3 057.8</b>	<b>5 043.0</b>	<b>278.7</b>	<b>873.9</b>	<b>6 089.0</b>	<b>11 944.7</b>
Norte	186.9	551.7	1 516.0	2 670.9	153.5	446.9	716.6	1 162.6	33.4	104.8	799.4	1 508.3
Centro	146.9	405.3	935.9	1 664.5	125.9	332.6	646.0	1 018.0	21.0	72.6	289.9	646.5
AM Lisboa	231.0	708.0	2 766.6	5 136.4	145.5	452.8	749.9	1 150.8	85.5	255.2	2 016.7	3 985.6
Alentejo	87.4	238.2	386.7	651.5	74.3	195.7	266.5	444.7	13.1	42.5	120.2	206.8
Algarve	141.4	399.3	1 959.7	4 163.1	80.9	208.9	386.6	763.4	60.6	190.4	1 573.1	3 399.7
RA Açores	53.8	141.0	258.8	502.0	44.4	119.7	157.0	292.0	9.4	21.4	101.8	209.9
RA Madeira	99.4	295.0	1 323.1	2 199.3	43.5	108.0	135.2	211.4	55.9	186.9	1 187.9	1 987.9

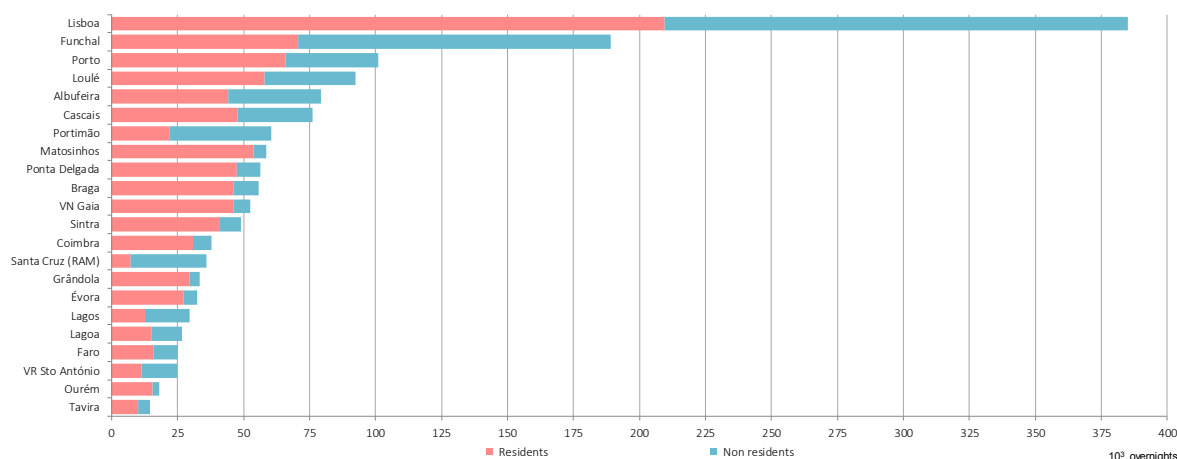
### Lisbon municipality recorded over 80% decreases in the first four months of 2021

In the first four months of 2021, Lisboa registered 385.0 thousand overnight stays (14.1% of the total), which corresponded to a decrease of 82.1%. In this period, overnight stays spent by residents (weight of 54.4%) fell by 50.4% and those spent by non-residents decreased by 89.8%. Lisboa accounted for 20.1% of overnight stays of non-residents recorded in the country in the first four months of the year.

Overnight stays spent in Funchal (6.9% of the total) decreased by 80.9% in the first four months (-26.5% concerning residents and -86.7% regarding non-residents).

In Porto (3.7% of the total), overnight stays declined by 85.0% in the first four months of the year (-56.6% concerning residents and -93.3% regarding non-residents).

Figure 3. Overnight stays in tourist accommodation establishments by main municipalities, accumulated period January-April 2021

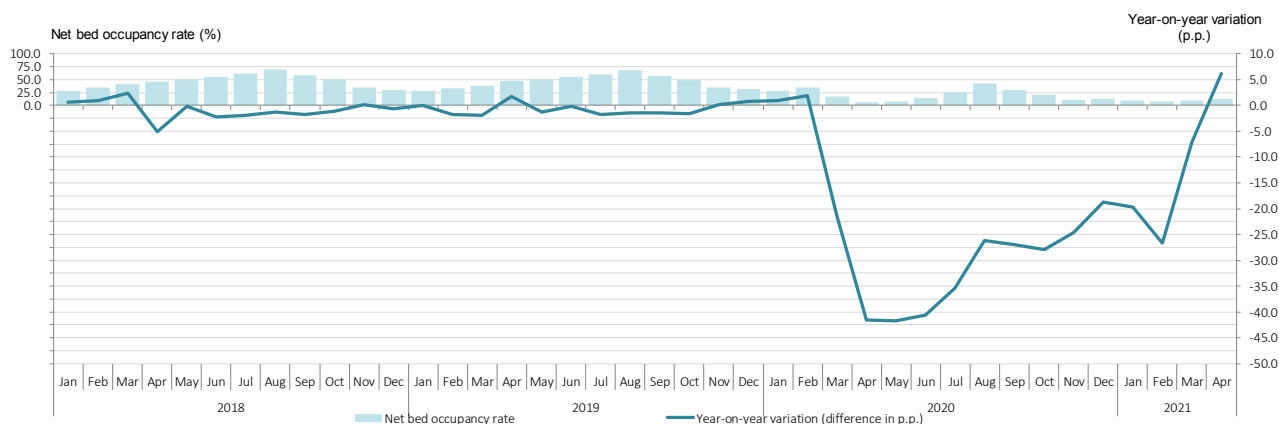




## The net bed occupancy rate increased

In April, the net bed occupancy rate in tourist accommodation establishments (12.9%) increased by 6.1 p.p. (-7.1 p.p. in March). In April 2019 the net bed occupancy rate had been 48,2%.

Figure 4. Net bed occupancy rate in tourist accommodation establishments



The highest net bed occupancy rates were registered in RA Açores (20.2%), RA Madeira (19.1%) and Alentejo (16.2%). These regions recorded the highest increases in this indicator (+17.6 p.p., +11.2 p.p. and +9.2 p.p., respectively).

Figure 5. Net bed occupancy rate in tourist accommodation establishments, by NUTS II region

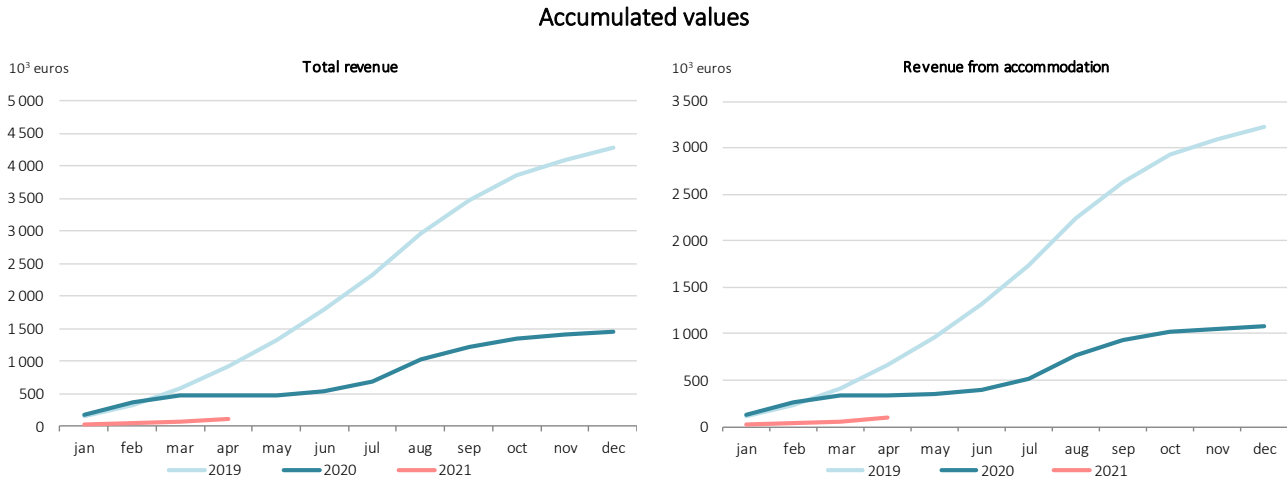
NUTS II	Occupancy rate			
	Apr 21		Jan - Apr 21	
	%	Y-o-y variation (p.p.)	%	Y-o-y variation (p.p.)
<b>Portugal</b>	<b>12.9</b>	<b>6.1</b>	<b>10.4</b>	<b>-15.4</b>
Norte	13.2	4.9	10.9	-12.8
Centro	11.5	5.3	9.2	-8.4
AM Lisboa	13.8	6.9	11.2	-21.3
Alentejo	16.2	9.2	13.1	-5.0
Algarve	8.5	3.0	7.0	-15.7
RA Açores	20.2	17.6	15.2	-5.7
RA Madeira	19.1	11.2	14.0	-27.4

## Revenue with over 70% losses between January and April

In April, the total revenue in tourist accommodation establishments amounted to EUR 47.7 million and the revenue from accommodation accounted for EUR 35.9 million, corresponding to rates of change of +838.0% and +696.4% respectively (-73.5% and -71.5% in March, in the same order). Compared with April 2019, total revenue declined by 85.8% and revenue from accommodation decreased by 85.6%.



Figure 6. Revenue in tourist accommodation establishments, by month



AM Lisboa concentrated 25.0% of total revenue and 25.3% concerning revenue from accommodation, followed by Norte (18.6% and 18.9%, respectively) and Algarve (14.7% and 14.9% in the same order).

In the first four months of the year, total revenue declined by 73.6% and revenue from accommodation decreased by 72.3%.

Figure 7. Revenue in tourist accommodation establishments,  
by NUTS II regions

NUTS II	Total revenue				Revenue from accommodation			
	Apr 21	Jan - Apr			Apr 21	Jan - Apr		
		2021	2020	2019		2021	2020	2019
<b>Portugal</b>	<b>47.7</b>	<b>125.3</b>	<b>475.3</b>	<b>920.8</b>	<b>35.9</b>	<b>94.2</b>	<b>339.6</b>	<b>665.5</b>
Norte	8.9	24.3	78.4	144.7	6.8	18.7	58.4	109.5
Centro	6.6	17.3	46.1	80.5	5.2	13.7	31.7	55.7
AM Lisboa	11.9	32.7	174.3	345.2	9.1	25.4	130.9	264.0
Alentejo	5.2	12.4	20.2	34.5	4.1	9.5	14.3	24.1
Algarve	7.0	15.4	77.8	180.2	5.3	11.9	52.3	120.9
RA Açores	2.8	6.7	10.5	21.4	2.0	4.7	7.5	15.5
RA Madeira	5.4	16.5	68.0	114.4	3.4	10.3	44.5	75.8

In the first four months of the year, the evolution of revenue declined across the three segments of accommodation.

In hotel establishments, the total revenue and the revenue from accommodation decreased by 75.9% and 74.9%, respectively (shares of 80.8% and 78.0% in total tourist accommodation, in the same order).

Considering the same variables, the local accommodation establishments (shares of 12.2% and 14.7%) registered rates of change of -64.7% and -63.0%, while in rural/lodging tourist establishments (representing 7.0% and 7.2%) those rates were -22.2% and -20.1%.



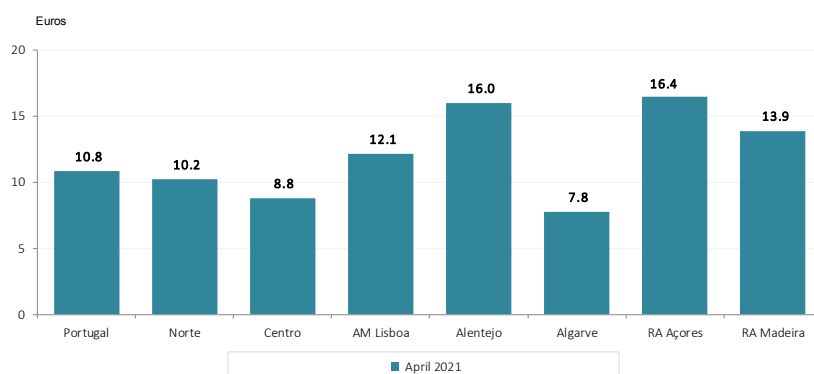
Figure 8. Revenue in tourist accommodation establishments,  
by segment and by type

NUTS II	Total revenue				Revenue from accommodation			
	Apr 21	Jan - Apr			Apr 21	Jan - Apr		
		2021	2020	2019		2021	2020	2019
<b>Total</b>	<b>47.7</b>	<b>125.3</b>	<b>475.3</b>	<b>920.8</b>	<b>35.9</b>	<b>94.2</b>	<b>339.6</b>	<b>665.5</b>
Hotels and similar	38.2	101.2	420.7	819.2	27.8	73.5	293.5	578.8
Local accommodation	5.3	15.3	43.4	79.8	4.7	13.9	37.6	70.3
Tourism in rural areas and lodging tourism	4.2	8.8	11.3	21.8	3.3	6.8	8.5	16.4

In the set of tourist accommodation establishments, the average revenue per available room (RevPAR) amounted to EUR 10.8 in April, corresponding to an increase of 147.4% (-49.4% in March). In April 2019, RevPAR had amounted to EUR 45.5.

RA Açores (EUR 16.4), Alentejo (EUR 16.0) and RA Madeira (EUR 13.9) recorded the highest RevPAR.

Figure 9. Average revenue per available room in tourist accommodation establishments,  
by NUTS II regions



In the first four months of 2021, the rate of change of RevPAR was -63.1%. In this period, this indicator changed by -65.8% as regards hotel establishments, -53.5% in local accommodation and -11.8% in rural/lodging tourism.

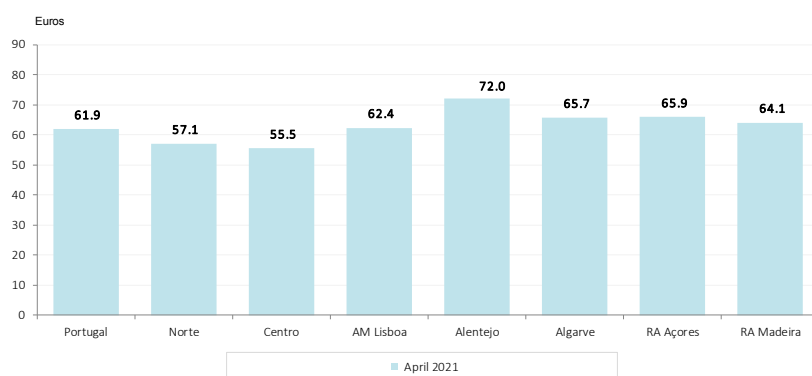
Figure 10. RevPAR in tourist accommodation establishments,  
by type and category

Type of establishment and category	Apr 21	Jan - Apr		
		Unit: €		
		2021	2020	2019
<b>Total</b>	<b>4.4</b>	<b>7.9</b>	<b>21.5</b>	<b>33.0</b>
Hotels and similar	3.9	8.1	23.7	36.7
Local accommodation	5.5	6.5	14.0	21.1
Tourism in rural areas and lodging tourism	6.6	10.0	11.4	15.9



When considering the whole set of tourist accommodation establishments, the average daily rate (ADR) amounted to EUR 61.9 in April, corresponding to an increase of 31.7% (-22.4% in March). In April 2019, ADR had reached EUR 81.3.

Figure 11. ADR in tourist accommodation establishments,  
by NUTS II regions





## Accommodation activity – overall view

In the first four months of 2021, considering the **whole set of means of accommodation** (tourist accommodation establishments, camping sites, holiday camps and youth hostels) there were 1.4 million guests and 3.3 million overnight stays, corresponding to rates of change of -65.9% and -67.2%, respectively.

Between January and April, the overnight stays of residents (share of 66.9%) amounted to 2.2 million and decreased by 35.9%. The overnight stays of the external markets declined by 83.5% and amounted to 1.1 million.

In this set of accommodation establishments, the average stay (2.42 nights) decreased by 3.7% (+12.0% concerning residents and +28.7% regarding non-residents).

Figure 12. Main indicators of accommodation activity

NUTS II		Total				Residents				Non residents			
		Apr 21	Jan - Apr 21			Apr 21	Jan - Apr 21			Apr 21	Jan - Apr 21		
			2021	2020	2019		2021	2020	2019		2021	2020	2019
<b>Guests</b>													
<b>Total</b>	10 <sup>3</sup>	<b>500.1</b>	<b>1 351.5</b>	<b>3 967.7</b>	<b>7 233.7</b>	<b>406.9</b>	<b>1 085.7</b>	<b>1 896.6</b>	<b>3 100.4</b>	<b>93.3</b>	<b>265.9</b>	<b>2 071.1</b>	<b>4 133.3</b>
Tourist accommodation establishments	"	460.0	1 246.3	3 759.0	6 861.4	371.8	1 005.1	1 780.3	2 887.8	88.2	241.1	1 978.7	3 973.5
Camping sites	"	38.3	100.3	167.7	284.4	33.4	76.1	84.9	146.7	4.9	24.2	82.8	137.6
Holiday camps and youth hostels	"	1.8	5.0	41.0	88.0	1.6	4.5	31.4	65.9	0.2	0.5	9.6	22.1
<b>Overnight stays</b>													
<b>Total</b>	10 <sup>3</sup>	<b>1 099.5</b>	<b>3 270.5</b>	<b>9 973.4</b>	<b>18 227.4</b>	<b>781.6</b>	<b>2 186.8</b>	<b>3 411.8</b>	<b>5 649.6</b>	<b>317.9</b>	<b>1 083.7</b>	<b>6 561.7</b>	<b>12 577.7</b>
Tourist accommodation establishments	"	946.8	2 738.5	9 146.8	16 987.7	668.1	1 864.7	3 057.8	5 043.0	278.7	873.9	6 089.0	11 944.7
Camping sites	"	148.1	516.8	749.8	1 071.4	109.4	308.5	298.5	488.1	38.6	208.4	451.3	583.3
Holiday camps and youth hostels	"	4.6	15.1	76.8	168.2	4.1	13.7	55.4	118.5	0.5	1.4	21.4	49.7
<b>Average stay</b>													
<b>Total</b>	no. Nights	<b>2.20</b>	<b>2.42</b>	<b>2.51</b>	<b>2.5</b>	<b>1.92</b>	<b>2.01</b>	<b>1.80</b>	<b>1.8</b>	<b>3.41</b>	<b>4.08</b>	<b>3.17</b>	<b>3.0</b>
Tourist accommodation establishments	"	2.06	2.20	2.43	2.5	1.80	1.86	1.72	1.7	3.16	3.62	3.08	3.0
Camping sites	"	3.86	5.15	4.47	3.8	3.27	4.05	3.52	3.3	7.85	8.61	5.45	4.2
Holiday camps and youth hostels	"	2.56	3.03	1.88	1.9	2.55	3.07	1.77	1.8	2.64	2.68	2.23	2.2

## Reduction in the number of overnight stays in all means of accommodation

Between January and April, the **tourist accommodation establishments** hosted 1.2 million guests that spent 2.7 million overnight stays, corresponding to rates of change of -66.8% and -70.1% respectively, compared with the same period in 2020. The overnight stays of residents decreased by 39.0% and those of non-residents declined by 85.6%.

The **camping sites** hosted 100.3 thousand campers that spent 516.8 thousand overnight stays, between January and April 2021, which accounted for rates of change of -40.2% and -31.1% respectively, compared with the same period of the previous year. In the first four months of the year, the overnight stays of residents (share of 59.7%) amounted to 308.5 thousand, increasing by 3.3%, while the external markets declined by 53.8%, reaching 208.4 thousand. The average stay in the first four months (5.15 nights) increased by 15.3% year-on-year.

The **holiday camps and youth hostels** hosted 5.0 thousand guests that spent 15.1 thousand overnight stays in the first four months of the year, corresponding to rates of change of -87.8% and -80.3% respectively. In the same period, the overnight stays of residents (share of 90.6%) amounted to 13.7 thousand (-75.3%) and those of non-residents accounted for 1.4 thousand (-93.4%). The average stay (3.03 nights) increased by 61.5% from January to April, compared with the same period in 2020.





## EXPLANATORY NOTES

In 2020, in the context of the COVID-19 pandemic, Statistics Portugal started to release a flash estimate of tourism activity, anticipating by 15 days the dissemination of data on guests and overnight stays in tourist accommodation establishments. The revisions occurring with the publication of later results have not been significant, so from the release of data from January 2021, Statistics Portugal anticipated by 15 days the dissemination of preliminary data on tourism activity, thus releasing fast statistics, at 30 days, of the main indicators (guests, overnight stays, with breakdown by residents and non-residents and main countries). The dissemination of results at 45 days is kept, with a greater geographical breakdown, with the remaining indicators - namely occupancy rate, revenue, RevPAR, and ADR - and considering the information on most types of accommodation (including camping and holiday camps and youth hostels).

The sources used in this press release are: Survey on guest stays in hotel establishments and other accommodations, Survey on guest stays in camping sites, and Survey on guest stays in holiday camps and youth hostels.

Data made available in this press release relates to establishments operating in each reference period, considering:

- 2020 – January to December: provisional results;
- 2021 – January to March: provisional results; April: preliminary results.

In between preliminary, provisional, and final data, results are revised due to definitive answers instead of provisional and mainly due to the replacement of non-response estimates by effective responses. These effective responses include situations of suspended activity (seasonal, temporarily for other reasons or definitive) not duly reported, resulting in the substitution of estimates by a null result, a situation with higher occurrence during the low season.

The degree of revision, measured by the difference in percentage points from the year-on-year rates of change of provisional versus preliminary data is as follows:

	Total revenue	Revenue of accommodation
March 2021	0,0 p.p.	- 0,1 p.p.

**Guest** – Individual that spends at least one overnight stay in a tourist accommodation activity establishment.

**Overnight stay** – Time spent by an individual between midday and midday of the following day.

**Average stay** – Relation between the number of overnight stays and the number of guests that originated those overnight stays during the reference period.

**Net bed occupancy rate** – corresponds to the relation between the number of overnight stays and the number of available beds, in the reference period, counting as two beds each double bed.

**Total revenue** – revenue from the activity of tourist accommodation establishments: room renting, food and beverage, and others related to the activity itself (assignment of spaces, laundry, tobacco, communications, etc.).

**Revenue from accommodation** – revenue from overnight stays spent by guests in all tourist accommodation establishments.



**RevPAR** – Revenue per available room, measured by the relation between the revenue from accommodation and the number of available rooms, in the reference period.

**ADR** – Average daily rate, measured by the relation between the revenue from accommodation and the number of occupied rooms in the reference period.

**Hotels and similar** – Includes hotels, apartment hotels, “pousadas”, “quintas da Madeira”, tourist apartments, and tourist villages.

**Local accommodation** – Establishments that provide temporary accommodation services for remuneration but do not meet the requirements to be considered tourist facilities, and may take the form of guest houses, apartments, lodging establishments (including hostels). Note: Includes pensions, motels, and inns previously classified as Other tourist accommodations. Only local accommodation establishments with 10 or more beds are considered according to the statistical threshold set in EU Regulation 692/2011.

**Rural tourist** – Establishments that provide accommodation services to tourists in rural areas, providing an adequate set of facilities, structures, equipment, and complementary services, preserving, and enhancing the architectural, historical, and natural legacies of the respective region.

**Lodging tourist** – Establishments of a family nature, located in private real estate, namely palaces and mansions, depending on their architectural, historical, or artistic value, both in rural or urban areas.

**Quinta da Madeira** – Establishment located in one or more preexisting buildings, with characteristics and architectural, patrimonial, and cultural value alluding to the historical past of Madeira.

**Campsites** – A collective, fenced-off facility for tents, caravans, trailers, and mobile homes.

**Holiday camp** – A holiday complex with appropriate facilities for providing free or low-cost holidays, usually as a social service by public or private entities.

**Youth hostel** – A non-profit establishment providing accommodation for young people or small groups of young people.

**Year-on-year rates of change** – Comparison between the variable level in the reference period and the same period of the year before. The calculation of year-on-year rates of change for the main indicators is based on values in units, although in this press release, they are visible only in thousands.

To simplify the language, the term “foreigner” might be used instead of “non-resident”.

---

**Date of next flash statistics** – 1<sup>ST</sup> of July 2021

**Date of next press release** – 15<sup>th</sup> of July 2021

---