



May 14th 2021

VITAL STATISTICS – Monthly data

April 2021

MORTALITY, LIVE BIRTHS AND MARRIAGES

LIVE BIRTHS WITH THE LOWEST MONTHLY VALUES EVER REGISTERED

In January 2021, 19,634 deaths were registered in Portugal, the highest number of monthly deaths observed since the beginning of the pandemic, and 7,772 more deaths (65.5%) than in the same month of 2020. Of these, 5,785 deaths were due to COVID-19, accounting for 29.5% of all deaths in that month.

In February, the number of deaths was still higher than the year-on-year number of 2020 (+28.7%), despite the decrease to 12,716. In this month, the number of deaths by COVID-19 was 3,594, the second highest after January, accounting for 28.3% of the total deaths.

The number of deaths continued to decrease in the months of March and April 2021, to 9,598 and 8,386, respectively, reaching numbers below those recorded in the same months of 2020. The number of deaths by COVID-19 was 508 and 117, corresponding, respectively, to 5.3% and 1.4% of the total deaths.

In January and February 2021, 5,912 and 5,651 children were born alive, respectively, 1,415 (-19.3%) and 708 (-11.1%) less than in the same months of 2020. In these months, the lowest monthly values were recorded since these data are available at Statistics Portugal.

The increase in the number of deaths and the decrease in the number of live births determined a sharp reduction of the natural balance in the first two months of 2021, reaching, respectively, -13,975 and -6,802.

In January and February 2021, 812 and 174 marriages were celebrated, respectively, 45.2% and 87.9% less than in the same months of the previous year. The drop registered in February 2021 was only surpassed by the one registered in April 2020, the month with the lowest number of marriages since there are civil registrations (117).

In this press release, Statistics Portugal provides **preliminary data** regarding the number of deaths, per month until April 2021 and per week until the 17th week (April 26th to May 2nd), live births and marriages, per month until February 2021, that occurred in the national territory, making a comparison with the homologous period.

The information is obtained through the Civil Register collected under the Integrated Civil Registration and Identification System (SIRIC) until May 11th, 2021. The information is preliminary and will be subject to updates.

Due to the recent moderation of the impact of the pandemic on mortality, the biweekly press releases with preliminary information on the number of weekly deaths will be interrupted. In its replacement, taking into

VITAL STATISTICS – Monthly Data – April 2021



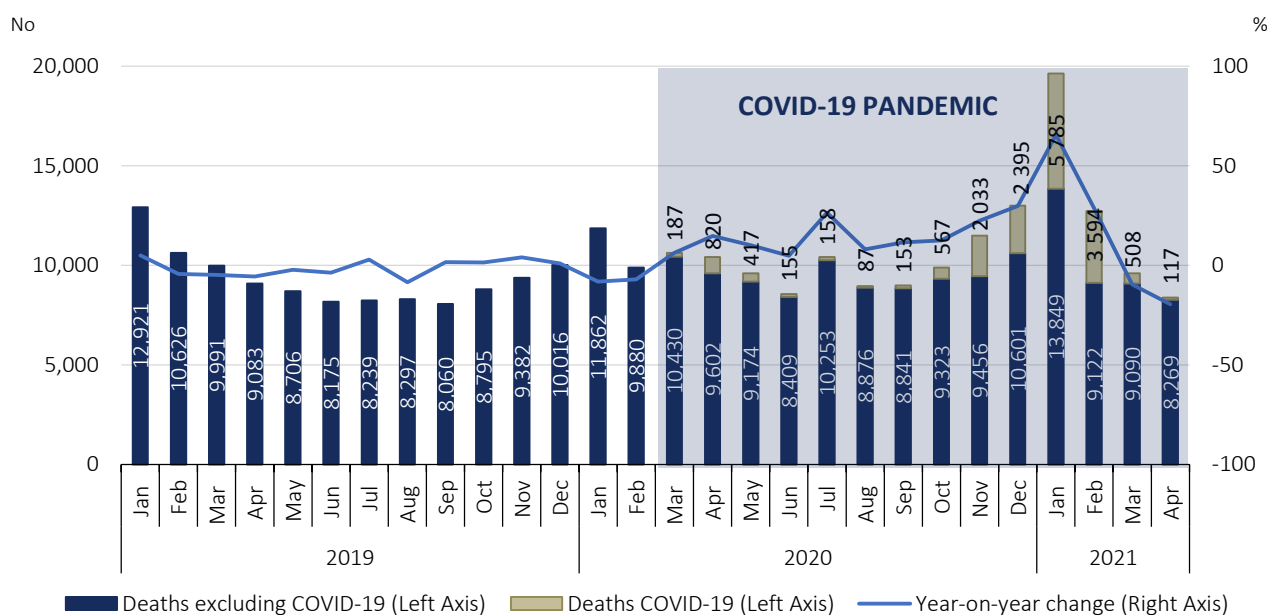
account the importance of the impact of the pandemic on live births and marriages, Statistics Portugal will start to publish a monthly press release that will integrate information on monthly deaths, live births and marriages. The indicators related to daily and weekly mortality will continue to be updated weekly (Friday) on the Statistics Portugal website.

In March and April, mortality decreased to pre-pandemic numbers

January 2021 recorded the highest number of monthly deaths observed since the beginning of the pandemic (19,634), corresponding to an increase in mortality of 65.5% (+7,772 deaths) compared to the same month of 2020. Of the total deaths, 5,785 were by COVID-19, representing 29.5% of mortality in January and the maximum of monthly deaths by COVID-19. Mortality decreased in February to 12,716 deaths, however, continuing to register an increase in relation to the same month of 2020, of 28.7% (+2,836 deaths). In this month, the number of deaths by COVID-19 was 3,594, the second highest after January, corresponding to 28.3% of the total. Excluding the deaths by COVID-19 recorded in February, mortality in this month would be, for the first time after the start of the pandemic, below the homologous value of 2020 (-758 deaths).

In March and April 2021, the number of deaths continued to decrease, reaching numbers below those recorded in the same months of 2020, representing the possibility of mortality starting to return to levels of years prior to the pandemic. In those months there were 9,598 and 8,386 deaths in Portugal, respectively, 9.6% (-1,019 deaths) and 19.5% less (2,036 deaths) than in the same months of 2020. The number of deaths by COVID-19 in those months was 508 and 117, representing, respectively, 5.3% and 1.4% of the total deaths.

Figure 1: Deaths and year-on-year change, January 2019 to April 2021

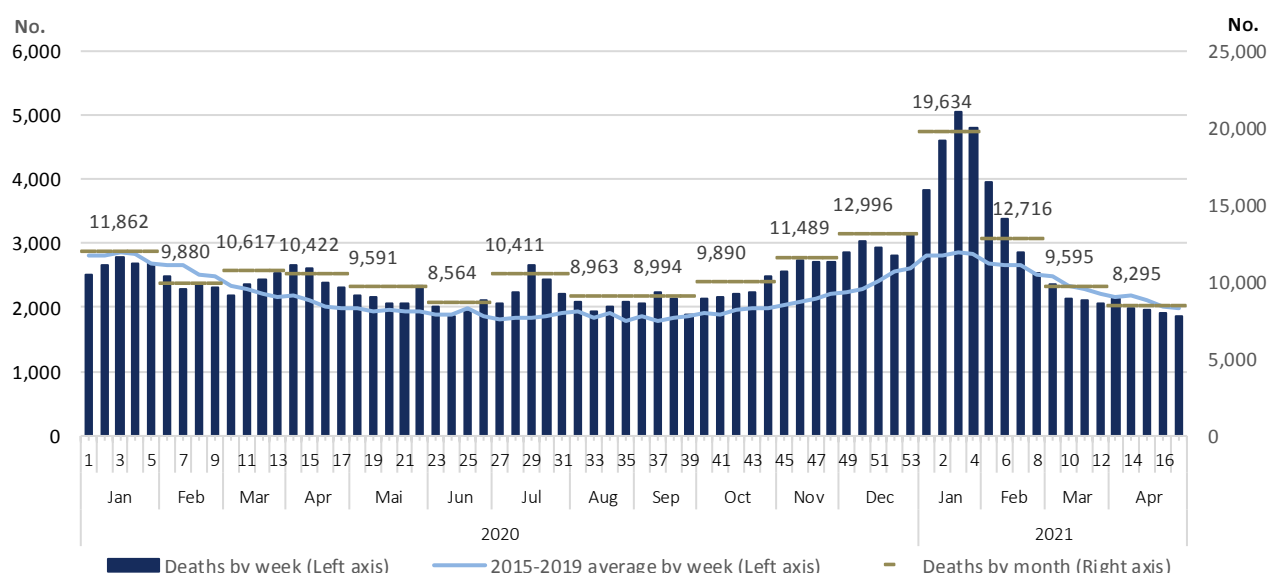


Source: Statistics Portugal, Deaths. Directorate-General of Health, Daily COVID-19 Status Report.



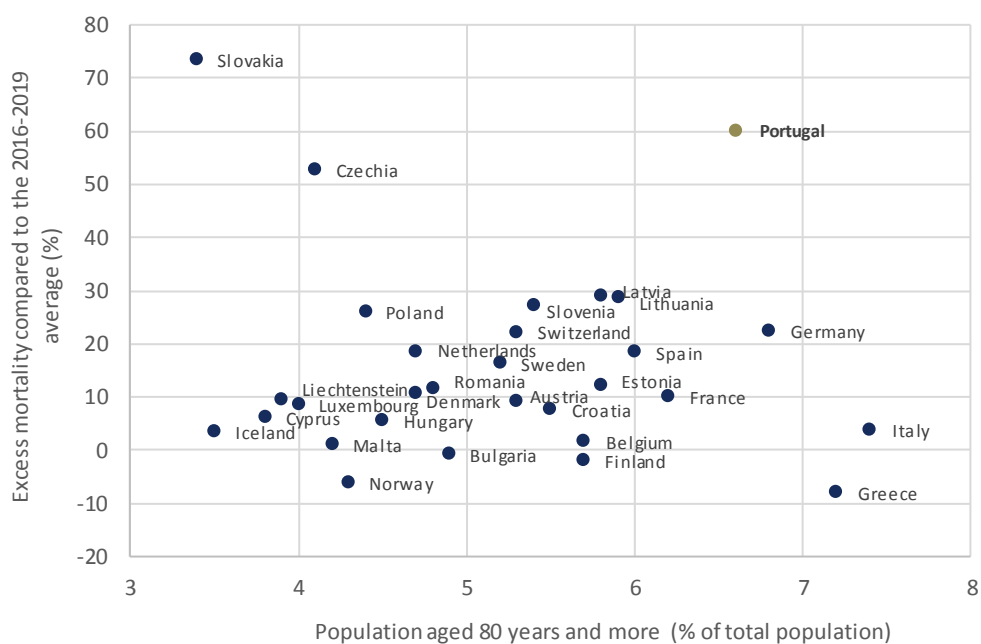
Analyzing weekly mortality, from the last week of 2020 (December 28th to January 3rd, 2021) the number of deaths strongly increased up to the 3rd week of 2021 (January 18th to 24th), thus reaching the highest number of weekly deaths observed since the beginning of the pandemic (5,038). However, it was in the 4th week (January 25th to 31st) that the highest number of deaths by COVID-19 (2,036) was recorded, starting from this week onwards a decreasing trend. In the 16th and 17th weeks (from April 19th to May 2nd), 1,905 and 1,871 deaths were registered in Portugal, respectively. The number of deaths by COVID-19 in these two weeks was 19 and 12, representing, respectively, 1.0% and 0.6% of the total deaths.

Figure 2: Deaths by week and month, weeks 1 of 2020 to 17 of 2021 and January 2020 to April 2021



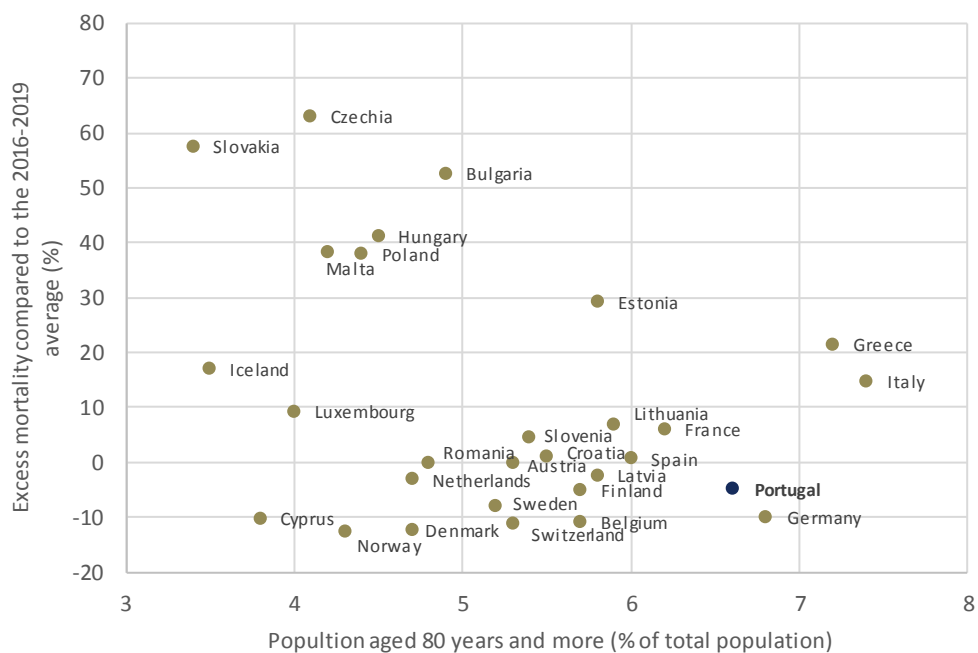
explain the differences in excess mortality. In the analysis of the relationship between the percentage of population aged 80 and over and excess mortality, Portugal, in January (Figure 3), stood out as one of the countries in which the association between these two variables was the strongest, with a high percentage of elderly population (6.6%) and a high increase in mortality (60.2% compared to the 2016-2019 average). In March (Figure 4), despite Portugal being among the countries with the highest proportion of the population aged 80 and over, it registered a negative excess mortality (-4.8%), as a result of the application of more restrictive measures to contain the pandemic, which included restrictions on mobility and social contact, applied since mid-January, as well as the generalization of vaccination among the older population.

Figure 3: Population aged 80 years and over (%) on January 1st, 2020 and change in the number of deaths compared to 2016-2019 average (%) in 30 European countries, January 2021



Source: Eurostat, [Excess mortality – monthly data](#) (extracted on 12/05/2021).

Figure 4: Population aged 80 years and over (%) on January 1st, 2020 and change in the number of deaths compared to 2016-2019 average (%) in 30 European countries, March 2021



Source: Eurostat, [Excess mortality – monthly data](#) (extracted on 12/05/2021).

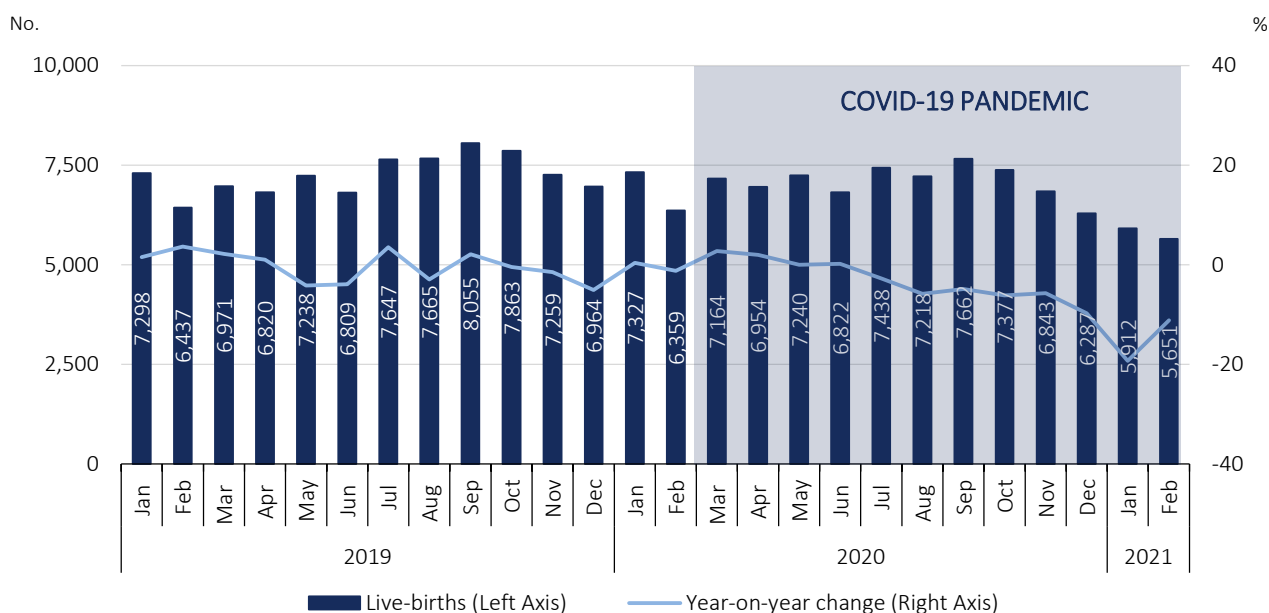
Live births with the lowest monthly values ever registered

In January and February 2021, there were, respectively, 5,912 and 5,651 live births, corresponding to a 19.3% (-1 415) and 11.1% (-708) reduction in relation to the same months of 2020, thus maintaining the downward trend observed since July 2020.

In fact, in the first half of 2020, except for February, the number of live births was always higher than in 2019. However, from July to December the year-on-year change was always negative, with the greatest decrease in December 2020 (-9.7% live births), corresponding to the month of birth of live births already conceived in a pandemic period.

In those months, the lowest monthly values were recorded since these data are available at Statistics Portugal.

Figure 5: Live births and year-on-year change, January 2019 to February 2021



Source: Statistics Portugal, Live births.

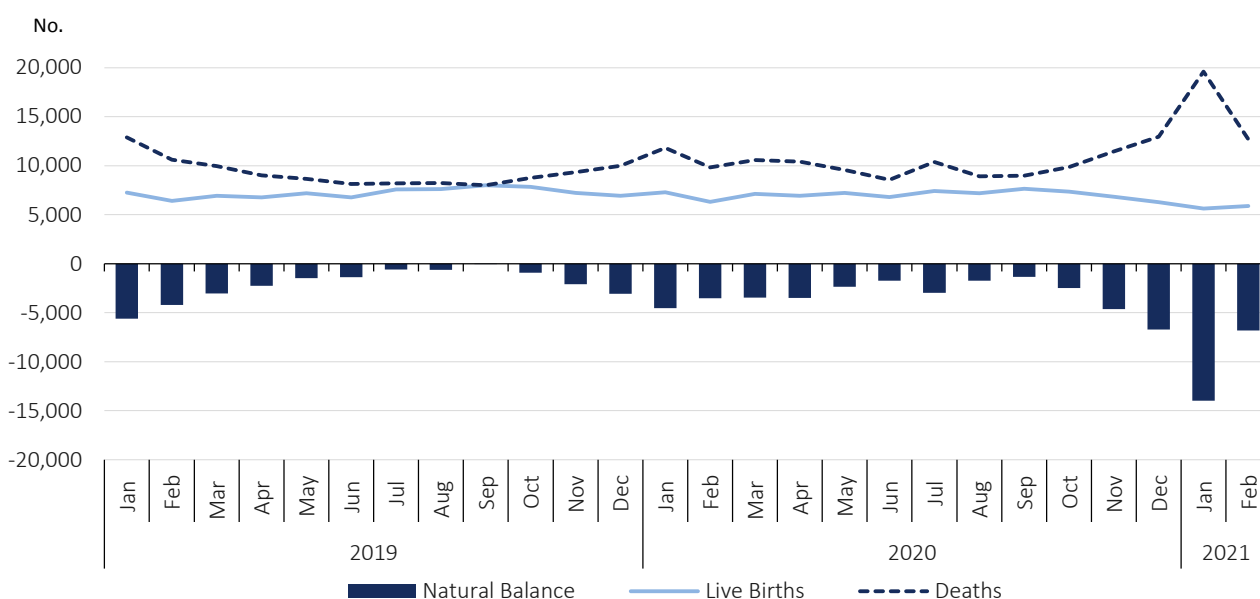
Natural balance: January 2021 with the lowest number of the last 2 years

The increase in the number of deaths, to which mortality due to COVID-19 contributed, as well as the decrease in the number of live births, resulted in a strong reduction of the natural balance in 2020 and in the first two months of 2021.

In 2020, December was the month with the lowest natural balance (-6,703), followed by November and January, respectively, with -4,521 and -4,632. Between February and September 2020, except for April and July, the natural balance recovered.

As of October 2020, the natural balance reduced again, having registered in January 2021 the value of -13,975 and in February the value of -6,802. In this period, January 2021 was, thus, the month with the lowest natural balance.

Figure 6: Live births, deaths and natural balance¹, January 2019 to February 2021



Source: Statistics Portugal, Live births, Deaths and Demographic indicators.

Marriage's celebrations affected by restrictive measures to contain the pandemic

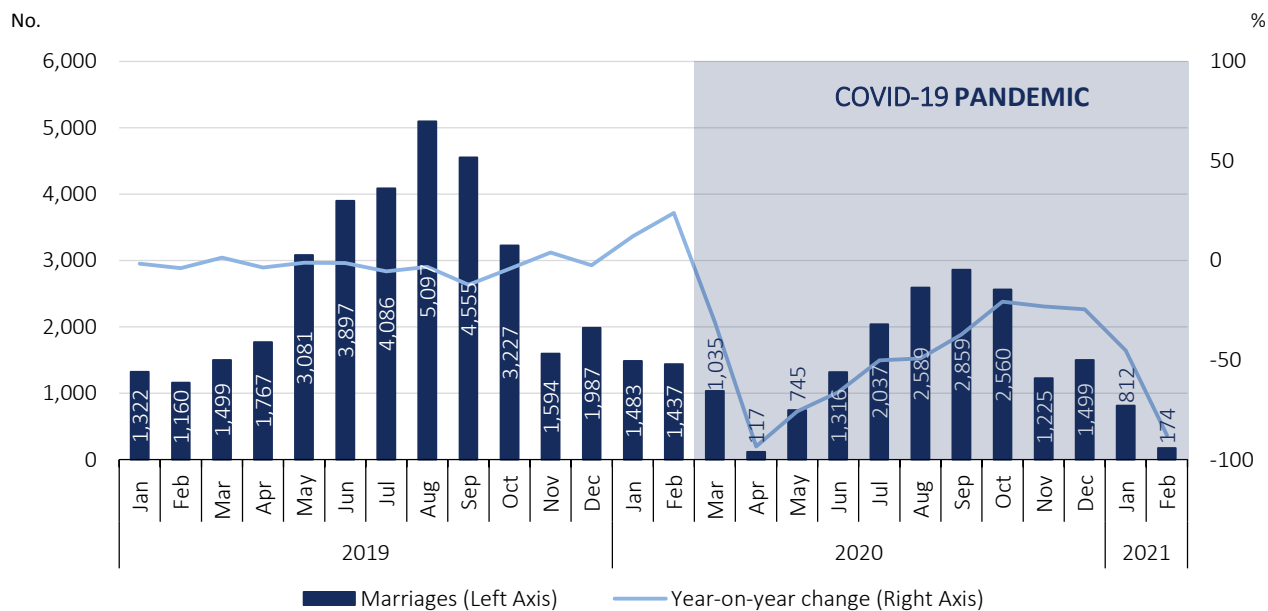
In January and February 2021, 812 and 174 marriages were celebrated, corresponding to a reduction of 45.2% and 87.9% in relation to the same months of 2020. The drop recorded in February 2021 was only surpassed by the one recorded in April 2020, the month with the lowest number of marriages since there are civil records (117), representing a 93.4% drop compared to April 2019.

In 2020, only in January and February the number of marriages was higher than in the same months of 2019 (+12.2% and +23.9% respectively). From March onwards the year-on-year change was always negative.

The measures resulting from the containment of the pandemic had an impact on the lives of citizens, including mobility and social contact. As such the statistical data relating to marriages celebrated from March 2020 onwards should be read in this context. The periods with more restrictive measures correspond to the months with the least number of marriages celebrated in the country.

¹ The natural balance is calculated based on the number of live births of mothers residing in Portugal and the number of deaths of residents in Portugal.

Figure 7: Marriages and year-on-year change, January 2019 to February 2021



Source: Statistics Portugal, Marriages.



TECHNICAL NOTE

Statistics Portugal releases the preliminary weekly deaths, based on the information registered in the Civil Register Offices until May 11th, 2021.

Data are obtained from statistical operations of direct and exhaustive collection on live births, deaths and marriages in Portuguese territory using facts that are subject to compulsory civil registration (birth and death) in the Sistema Integrado do Registo e Identificação Civil (SIRIC).

In addition to administrative information obtained from Civil Register Offices, Statistics Portugal collects an additional set of variables identified as statistically pertinent to the National Statistic System (NSS) and the European Statistical System (EES).

Data is recorded and sent electronically, in compliance with the requirements set out by Statistics Portugal and laid down in liaison with the Instituto de Registos e Notariado (IRN) and the Instituto de Gestão Financeira e Equipamentos da Justiça (IGFEJ).

Data on the number of deaths by COVID-19 are also used, whose source is the daily situation report COVID-19 of the Directorate-General for Health that provides only a partial measure of the pandemic on mortality.

DEFINITIONS:

Marriage: Contract signed by two persons that intend to start a family in full partnership and cohabitation according to legislation. Note: marriage can be held between persons from different or same sex.

Live birth: This is the complete expulsion or extraction from the mother's body, irrespective of the duration of the pregnancy, of a product of fertilization that, after separation, breathes or shows any other signs of life, such as a beating of the heart or umbilical cord or actual contraction of any muscle subject to voluntary movement, whether or not the umbilical cord has been severed and whether or not the placenta is retained.

Death: The permanent disappearance of vital functions.

Natural balance: The difference between the number of live births and the number of deaths during a given period, usually a calendar year.

Year-on-year change: The year-on-year change compares the level of a variable between the reference month and the same month of the previous year.

Detailed methodological information available at: www.ine.pt, option Products, Metadata system.

Detailed statistical information available at: www.ine.pt, option Products, Statistical data, database, theme Population, subtheme Births and natality rates and subtheme Mortality and life expectancy.