

# SYNTHESIS INE @ COVID-19

May . 03 . 2021

Statistics Portugal makes available the weekly report for monitoring the social and economic impact of the COVID-19 pandemic.

This report covers the press releases concerning:

- Business turnover, employment, wages and hours worked indices in Services – February 2021, published on April 12;
- Indices of production, employment, and wages in Construction – February de 2021, published on April 13;
- Consumer price index – March 2021, published on April 13;
- Tourism activity – February 2021, published on April 14;
- Deaths by week – preliminary data, weeks 12 and 13 of 2021, published on April 16.

For further details, see the links available throughout this press release.

---

## Services turnover decreased by 20.0%

The Services Turnover Index continued to decline even further, registering a year-on-year rate of change of -20.0% in February 2021 (-16.5% in the previous month), the most declining figure since last June.

In the last 12 months, the turnover of this sector of activity has suffered an average reduction of 18.8%.

In February, the remaining indices of Services presented the following year-on-year rates of change:

- Employment: -9.5% (-8.5% in January);
- Wages and salaries: -8.3% (-7.6% in January);
- Hours worked (adjusted for calendar effects): -25.0% (-16.5% in January).



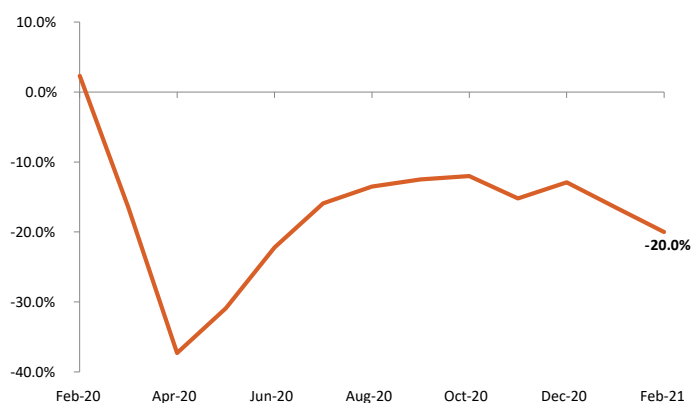
# SYNTHESIS INE @ COVID-19

May . 03 . 2021

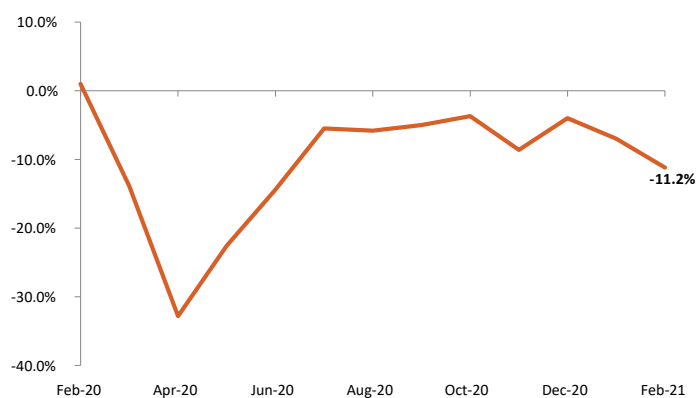
The year-on-year reduction in persons employed was the most intense since January 2006.

The reduction in hours worked had not been so significant since May 2020 (the average reduction over the last twelve months was 16.0%).

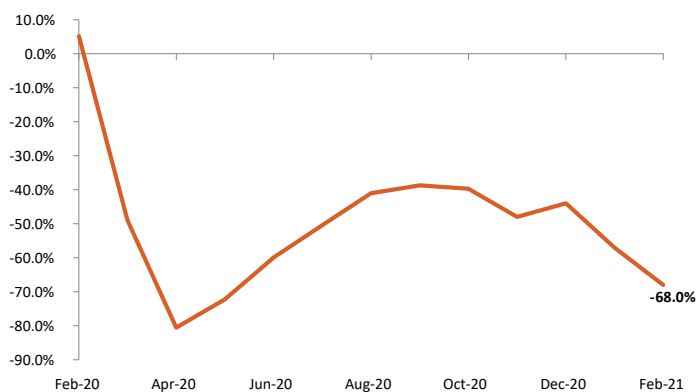
Services Turnover Index  
(year-on-year rate of change)  
Total



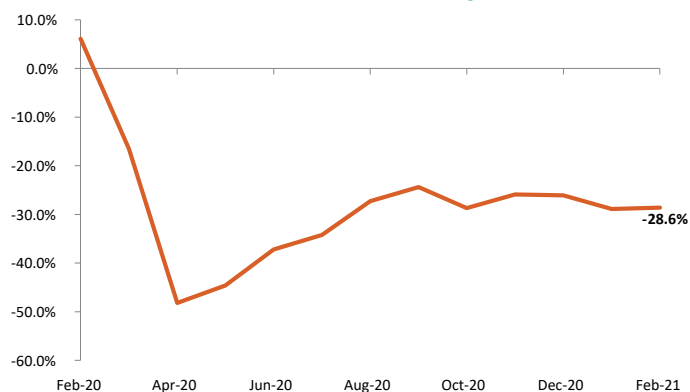
Turnover Index  
(year-on-year rate of change)  
Wholesale trade, trade and repair of vehicles and motorcycles



Turnover Index  
(year-on-year rate of change)  
Accommodation and food services



Turnover Index  
(year-on-year rate of change)  
Transportation and storage



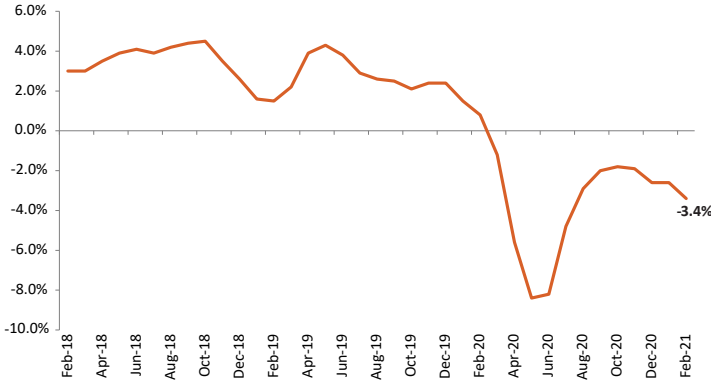
More information available at:

[Business turnover, employment, wages and hours worked indices in Services – February 2021](#)  
(12 April 2021)



## Production in Construction decreases by 3.4%

Construction production index  
(year-on-year rate of change)



The Production in Construction Index decreased by 3.4% in February 2021 year-on-year (-2.6% in the previous month), with its segments performing as follows:

- *Building Construction*: -4.7% (-3.6% in January);
- *Civil Engineering*: -1.5% (-1.0% in January).



Employment and Wages and salaries Indices  
(year-on-year rate of change)



In February, the indices of employment, wages and salaries in Construction registered:

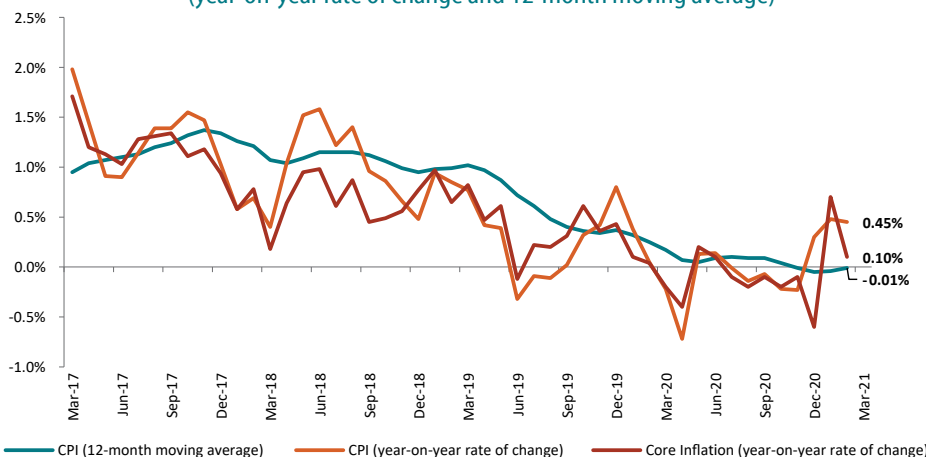
- Year-on-year rates of change of -0.7% and 0.6%, respectively (nil change and 0.5% in January, in the same order);
- Compared to the previous month, a nil rate of change in the employment index (0.7% in February 2020) and an increase of 3.1% in the wages and salaries index (2.9% in February 2020).

More information available at:

[Indices of production, employment, and wages in Construction – February de 2021](#)  
(13 April 2021)

## The CPI year-on-year rate of change stood at 0.5%

Consumer price and core inflation indices  
(year-on-year rate of change and 12-month moving average)



### Year-on-year rate of change

In March 2021, the Consumer Price Index (CPI) registered a year-on-year rate of change of 0.5%, the same as in the previous month.

The core inflation indicator (total index excluding unprocessed food and energy) registered a rate of change of 0.1% (-0.6 percentage points (p.p.) than in the previous month).





In March 2021, the following year-on-year rates of change were also registered:

- Unprocessed food index: 1.3% (1.4% in the previous month);
- Energy index: 2.4% (-3.0% in the previous month).

## Month-on-month rate of change

In March 2021, the CPI month-on-month rate of change was 1.4% (-0.5% in the previous month and 1.4% in March 2020).

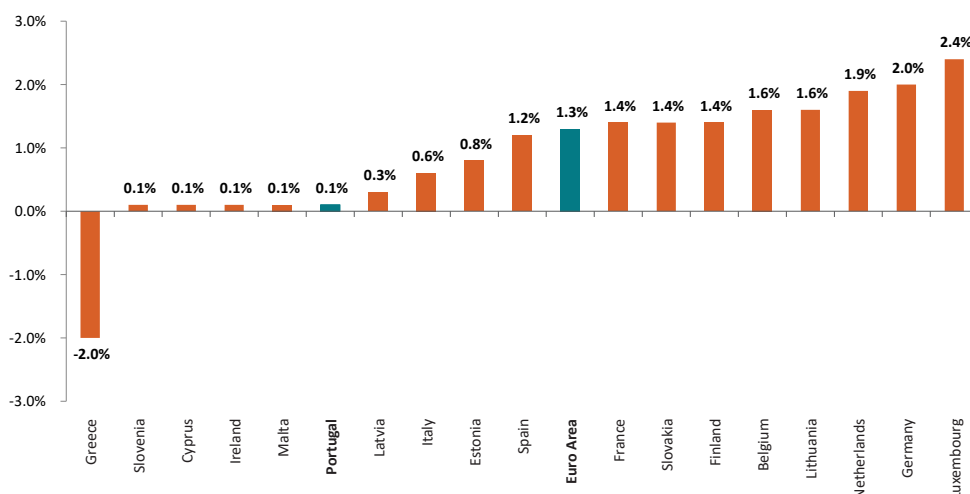
Excluding unprocessed food and energy, the CPI month-on-month rate of change was 1.5% (-0.6% in the previous month and 2.1% in March 2020).

## Harmonized Consumer Price Index

In Portugal, in March 2021, the Harmonized Index of Consumer Prices (HICP) registered the following rates of change:

- Year-on-year: 0.1% (-0.2 p.p. than in the previous month and -1.2 p.p. than the value estimated by Eurostat for the Euro area);
- Month-on-month: 1.5% (-0.5% in the previous month and 1.6% in March 2020);
- Average over the last twelve months: -0.2% (identical value in the previous month).

Harmonised Index of Consumer Prices  
(year-on-year rate of change in the Eurozone Countries, February 2021)



More information available at:  
[Consumer price index – March 2021](#)  
 (13 April 2021)

**Tourism revenue: 90% less in February**  
**One year since the start of the pandemic: tourism activity contracted by more than 70%**

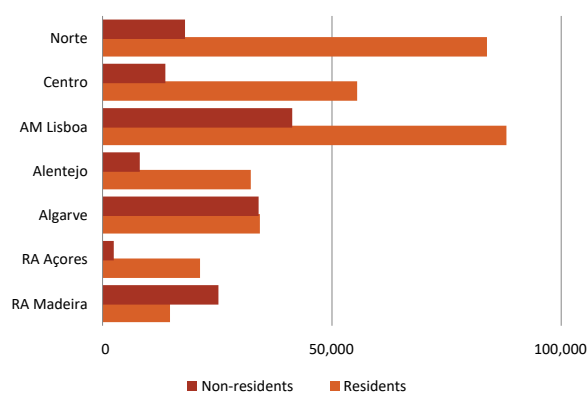
In February 2021, the tourist accommodation sector recorded:

- 208.2 thousand guests, which corresponds to a year-on-year rate of change of -86.9% (-78.8% in January);
- 472.9 thousand overnight stays in total, corresponding to a year-on-year reduction of 87.7% (-78.5% in January);
- 74.8% less overnight stays spent by residents (-61.0% in January) and 94.4% less overnight stays spent by non-residents (-87.2% in January).

## Overnight stays and guests in February 2021

	Overnight stays		Guests	
	10 <sup>3</sup>	Year-on-year change	10 <sup>3</sup>	Year-on-year change
Total	472.9	-87.7%	208.2	-86.9%
Residents	329.9	-74.8%	174.7	-77.6%
Non-residents	143.0	-94.4%	33.6	-95.9%

## Overnight stays in tourist accommodation establishments, by region NUTS II – February 2021

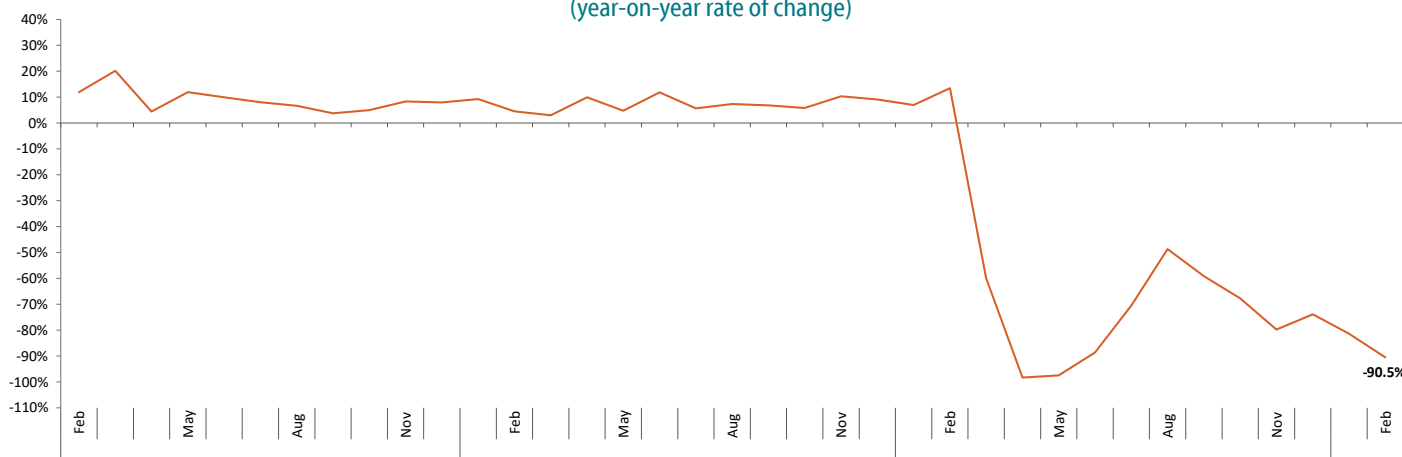


In February 2021, 61.8% of tourist accommodation establishments were either closed or recorded no guests (57.0% in January).

In February 2021, in tourist accommodation establishments, year-on-year:

- Total revenue amounted to EUR 18.6 million, which meant a 90.5% reduction (-81.4% in January);
- All regions registered significant decreases in total revenue, with Algarve (-94.2%), Região Autónoma da Madeira (-92.5%), and Área Metropolitana de Lisboa (-92.8%) being the most affected.

## Revenue in tourist accommodation establishments (year-on-year rate of change)



More information available at:  
[Tourism activity – February 2021](#)  
 (14 April 2021)

## Mortality in Portugal in the context of the COVID-19 pandemic

The number of deaths between the 22<sup>nd</sup> of March and the 4<sup>th</sup> of April remained below the 2015-2019 average

In the period 22<sup>nd</sup> of March to the 4<sup>th</sup> of April (the 12<sup>th</sup> and 13<sup>th</sup> weeks of 2021), there were 2,047 and 2,106 deaths respectively (-172 and -60 deaths compared to the 2015-2019 average).

In these two weeks, the number of COVID-19 deaths was 59 and 42, respectively (2.9% and 2.0% of total deaths, in that order).

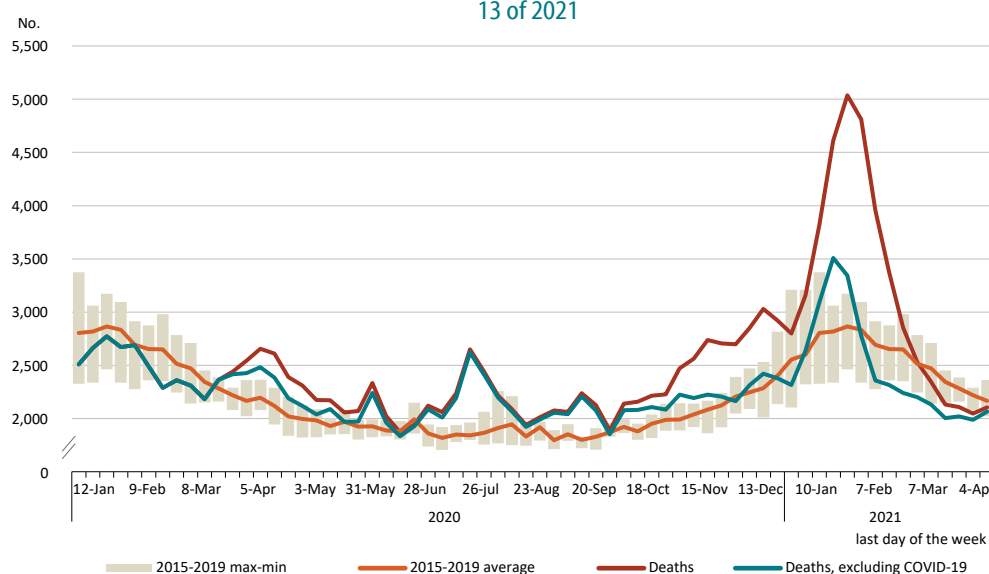
Of the 4,153 deaths that occurred between the 22<sup>nd</sup> of March and the 4<sup>th</sup> of April, 72.1% were people aged 75 or over.

Compared with the average for 2015-2019, the number of deaths decreased in all age groups. The largest relative reduction was in the 65-69 age group: -9.3%.

Still in this period (12<sup>th</sup> and 13<sup>th</sup> weeks of 2021):

- Norte, Centro, and Área Metropolitana de Lisboa concentrated 80.8% of deaths;
- The number of deaths per 100 thousand inhabitants in the country was 40.4. Norte and Área Metropolitana de Lisboa had lower figures than the national figure: 34.8 and 39.4, respectively;
- 62.6% of the deaths occurred in hospitals.

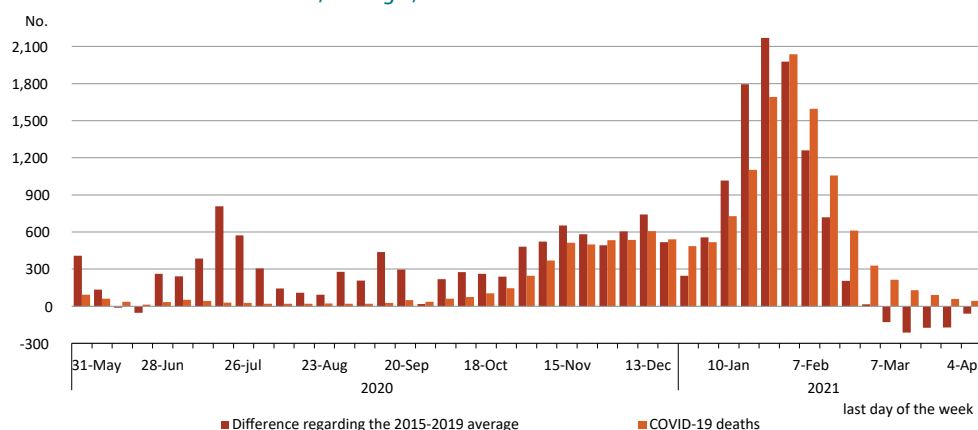
2020 and 2021 deaths and 2015-2019 average, by week, Portugal, week 1 of 2020 to week 13 of 2021



During the first year of the pandemic, between March 2020 and February 2021, 134,278 deaths were recorded in Portugal, 20.8% more (23,089 deaths) than the 2015-2019 average for the same period.

The number of deaths from COVID-19 in these 12 months was 16,351, corresponding to 12.2% of the total and 70.8% of the observed excess mortality.

Difference between 2020 and 2021 deaths and 2015-2019 average and COVID-19 deaths, by week, Portugal, week 20 of 2020 to week 13 of 2021



More information available at:  
Deaths by week – preliminary data, weeks 12 and 13 of 2021  
(16 April 2021)

The series “INE@COVID-19 Synthesis” began in April 2020, with the purpose of making available an aggregation of some of the most relevant official statistical findings released each week, taking into account the pandemic situation that was then declared in Portugal.

This series of Press Releases has now completed one year of publication, with separate versions in Portuguese and English. Statistics Portugal intends to continue to contribute this way to the monitoring of the social and economic impact of the COVID-19 pandemic by decision makers in public and private bodies and also by the general public.

The same intention also led to the creation of the “Special INE COVID-19” area in Statistics Portugal’s portal, which also includes other aggregated contents under the same theme.

## Press releases between 19-04-2021 and 23-04-2021:

Press Releases	Reference period	Release date
Transport activities - Air Transport Flash Statistics	February 2021	19 April 2021
Industrial production price index	March 2021	19 April 2021
Interest rates implied in housing loans	March 2021	19 April 2021
Monthly Economic Survey	March 2021	20 April 2021
Context indicators for the COVID-19 pandemic in Portugal		23 April 2021