

30 October 2019

Monthly Employment and Unemployment Estimates September 2019

August unemployment rate at 6.4% and September provisional rate at 6.6%

In August 2019, the unemployment rate was 6.4%, corresponding to a decrease of 0.1 percentage points (pp) from the previous month, 0.2 pp from three months before and 0.6 pp from the same month of 2018. That value corresponds also to an upwards revision of 0.2 pp of the provisional estimate released one month ago.

In comparison to the previous month, the unemployed population has decreased by 2.9 thousand people (0.9%) and the employed population has increased by 17.3 thousand people (0.4%).

The provisional unemployment rate estimate for September 2019 was 6.6% and has increased by 0.2 pp from the previous month.

Monthly Employment and Unemployment Estimates								
Main indicators								
	Unit	Seasonally adjusted data						
		Aug 2018	Set 2018	May 2019	Jun 2019	Jul 2019	Aug 2019	Sep 2019 (p)
Active population (15 to 74)		5,168.2	5,157.6	5,180.4	5,171.3	5,178.0	5,192.3	5,210.0
Employed population (15 to 74)	Thousands	4,807.0	4,816.6	4,838.7	4,832.2	4,843.4	4,860.7	4,865.1
Unemployed population (15 to 74)		361.2	341.0	341.7	339.1	334.5	331.6	344.9
Employment rate (15 to 74)		61.9	62.0	62.3	62.2	62.4	62.6	62.7
Unemployment rate (15 to 74)	%	7.0	6.6	6.6	6.6	6.5	6.4	6.6

Source: Statistics Portugal, Labour Force Survey.

Note: (p) - Provisional estimates.

A. Employed population and employment rate ⁽¹⁾

In August 2019, the employed population estimate was 4,860.7 thousand people, having increased by 0.4% (17.3 thousand) from the previous month. From three months before (May 2019), the employed population has increased by 0.5% (22.0 thousand) and when compared with the same month of 2018 it has increased by 1.1% (53.7 thousand). That value corresponds to a downwards revision of 1.3 thousand of the provisional estimate released a month ago (which corresponds to a nearly null relative change).

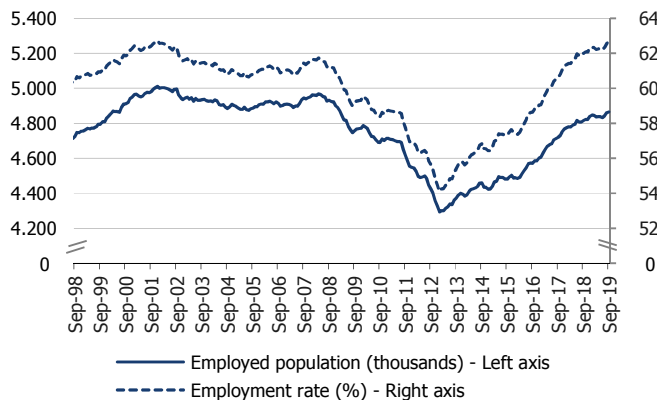
In September 2019, the provisional estimate for the employed population was 4,865.1 thousand people, and it has increased by 0.1% (4.4 thousand) from the previous month, by 0.7% (32.9 thousand) from three months before (June 2019) and by 1.0% (48.5 thousand) from the same period of 2018.

The employment rate – estimated at 62.7% – has increased by 0.1 percentage points (pp) from the previous month and by 0.5 pp from three months

⁽¹⁾ In the estimates published on this Press Release, obtained as described in the technical note (annex), it was considered the population aged 15 to 74 and the values were seasonally adjusted (unless otherwise stated).

before. From September 2018, it has increased by 0.7 pp.

Figure 1: Employed population and employment rate
(seasonally adjusted data)



Note: The September 2019 estimates are provisional.

B. Unemployed population and unemployment rate

In August 2019, the unemployed population estimate was 331.6 thousand people, having decreased by 0.9% (2.9 thousand) from July 2019, by 2.9% (10.1 thousand) from May 2019 and by 8.2% (29.6 thousand) from August 2018. That value corresponds to an upwards revision of 4.0% (12.8 thousand) of the provisional estimate.

In September 2019, the unemployed population – estimated provisionally at 344.9 thousand people – has increased by 4.0% (13.3 thousand) from the previous month (August 2019) and by 1.7% (5.8 thousand) from the value observed three months before (June 2019). Compared to one year before, it has increased by 1.2% (3.9 thousand).

The unemployment rate of August 2019 was estimated at 6.4%, which corresponds to an upwards revision of

0.2 pp of the provisional estimate released one month ago. That unemployment rate has decreased by 0.1 pp from the previous month, by 0.2 pp from three months before and by 0.6 pp from the year before.

In September 2019, the provisional estimate for the unemployment rate was 6.6%, having increased by 0.2 pp from the previous month's level and remained unchanged from June 2019 as from September 2018.

The youth unemployment rate stood at 19.4%, having increased by 1.2 pp from the previous month. The adults' unemployment rate stood at 5.6% and has increased by 0.1 pp from the previous month.

Figure 2: Unemployed population and unemployment rate
(seasonally adjusted data)



Note: The September 2019 estimates are provisional.

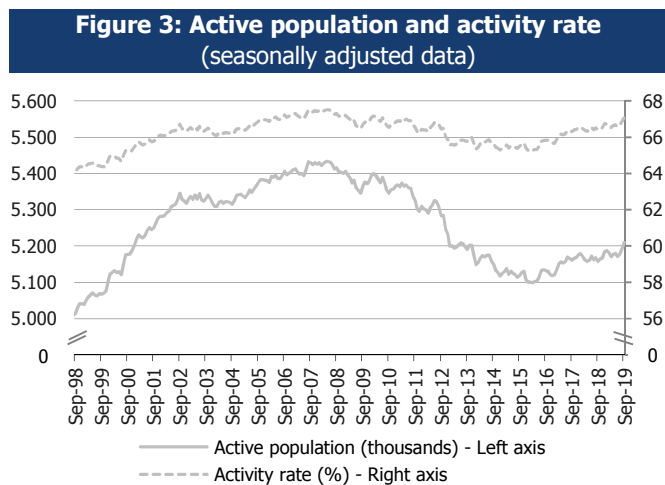
C. Active population and activity rate

In August 2019, the active population – estimated at 5,192.3 thousand people – has increased by 0.3% (14.3 thousand) from July 2019, by 0.2% (11.9 thousand) from three months before (May 2019) and by 0.5% (24.1 thousand) from the same month of 2018. That value represents an upwards revision of

0.2% (11.5 thousand) of the provisional one released a month ago.

In September 2019, the provisional estimate for the active population was 5,210.0 thousand people, having increased by 0.3% (17.7 thousand) from the previous month and by 0.7% (38.7 thousand) from three months before (June 2019). From the same period of 2018, the active population has increased by 1.0% (52.4 thousand).

The activity rate stood at 67.1%, having increased by 0.2 pp from the previous month's level, by 0.5 pp from three months before and by 0.7 pp from September 2018.



Note: The September 2019 estimates are provisional.

In summary (Figure 4), in August 2019, the active population monthly increased (14.3 thousand) due to the increase in the employed population (17.3 thousand) being higher than the decrease in the unemployed population (2.9 thousand).

Similarly, from three months before, the active population increased (11.9 thousand) as a result of the increase in the employed population (22.0 thousand)

being higher than the decrease of the unemployed population (10.1 thousand).

As for August 2018, the active population increase (24.1 thousand) was explained by the increase in the employed population (53.7 thousand) having more than compensated the decrease in the unemployed population (29.6 thousand).

Figure 4: Change in the active, employed and unemployed population in July 2019
(seasonally adjusted data)

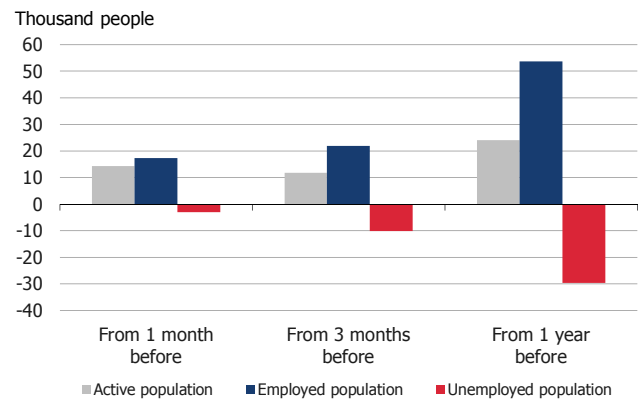


Table 1: Active population and active rate by sex and age group (15 to 74)

	Seasonally adjusted data					Not seasonally adjusted data				
	Set 2018	Jun 2019	Jul 2019	Aug 2019	Sep 2019 (p)	Set 2018	Jun 2019	Jul 2019	Aug 2019	Sep 2019 (p)
	Thousands									
Active population (15 to 74)	5,157.6	5,171.3	5,178.0	5,192.3	5,210.0	5,164.0	5,188.1	5,195.5	5,209.7	5,216.4
Men (15 to 74)	2,605.4	2,603.5	2,611.2	2,628.6	2,633.3	2,612.5	2,613.8	2,624.1	2,642.2	2,640.5
Women (15 to 74)	2,552.3	2,567.8	2,566.8	2,563.7	2,576.7	2,551.5	2,574.4	2,571.4	2,567.5	2,575.9
Youth (aged 15 to 24)	374.5	371.2	374.0	376.5	381.3	384.5	368.3	378.6	389.9	391.3
Adults (aged 25 to 74)	4,783.1	4,800.1	4,804.0	4,815.8	4,828.7	4,779.5	4,819.8	4,816.9	4,819.8	4,825.2
	%									
Active rate (15 to 74)	66.4	66.6	66.7	66.9	67.1	66.5	66.8	66.9	67.1	67.2
Men (15 to 74)	70.1	70.2	70.4	70.9	71.0	70.3	70.5	70.8	71.3	71.2
Women (15 to 74)	63.0	63.3	63.2	63.2	63.5	63.0	63.4	63.3	63.3	63.5
Youth (aged 15 to 24)	34.5	34.1	34.3	34.6	35.0	35.4	33.8	34.7	35.8	35.9
Adults (aged 25 to 74)	71.6	71.9	71.9	72.1	72.3	71.5	72.2	72.1	72.2	72.3

Source: Statistics Portugal, Labour Force Survey.

Notes: (p) - Provisional estimates.

Table 2: Employed population and employment rate by sex and age group (15 to 74)

	Seasonally adjusted data					Not seasonally adjusted data				
	Set 2018	Jun 2019	Jul 2019	Aug 2019	Sep 2019 (p)	Set 2018	Jun 2019	Jul 2019	Aug 2019	Sep 2019 (p)
	Thousands									
Employed population (15 to 74)	4,816.6	4,832.2	4,843.4	4,860.7	4,865.1	4,824.0	4,868.3	4,879.5	4,886.3	4,872.6
Men (15 to 74)	2,445.9	2,451.8	2,462.5	2,479.0	2,473.1	2,456.3	2,468.4	2,482.8	2,497.3	2,483.6
Women (15 to 74)	2,370.7	2,380.4	2,380.9	2,381.7	2,392.0	2,367.6	2,399.9	2,396.7	2,389.0	2,389.0
Youth (aged 15 to 24)	301.2	302.0	301.6	308.1	307.1	306.1	305.7	309.9	320.2	312.0
Adults (aged 25 to 74)	4,515.4	4,530.1	4,541.9	4,552.6	4,557.9	4,517.9	4,562.6	4,569.7	4,566.2	4,560.6
	%									
Employment rate (15 to 74)	62.0	62.2	62.4	62.6	62.7	62.1	62.7	62.8	62.9	62.8
Men (15 to 74)	65.8	66.1	66.4	66.9	66.7	66.1	66.5	66.9	67.4	67.0
Women (15 to 74)	58.5	58.6	58.7	58.7	58.9	58.4	59.1	59.0	58.9	58.9
Youth (aged 15 to 24)	27.7	27.7	27.7	28.3	28.2	28.2	28.1	28.4	29.4	28.6
Adults (aged 25 to 74)	67.6	67.8	68.0	68.2	68.3	67.6	68.3	68.4	68.4	68.3

Source: Statistics Portugal, Labour Force Survey.

Note: (p) - Provisional estimates.

Table 3: Unemployed population and unemployment rate by sex and age group (15 to 74)

	Seasonally adjusted data					Not seasonally adjusted data				
	Set 2018	Jun 2019	Jul 2019	Aug 2019	Sep 2019 (p)	Set 2018	Jun 2019	Jul 2019	Aug 2019	Sep 2019 (p)
	Thousands									
Unemployed population (15 to 74)	341.0	339.1	334.5	331.6	344.9	340.0	319.8	316.0	323.4	343.8
Men (15 to 74)	159.4	151.7	148.7	149.6	160.2	156.2	145.4	141.3	144.9	156.9
Women (15 to 74)	181.6	187.4	185.9	182.0	184.7	183.8	174.4	174.7	178.6	186.9
Youth (aged 15 to 24)	73.3	69.1	72.4	68.4	74.1	78.4	62.6	68.8	69.7	79.2
Adults (aged 25 to 74)	267.7	270.0	262.1	263.2	270.8	261.6	257.2	247.2	253.7	264.6
	%									
Unemployment rate (15 to 74)	6.6	6.6	6.5	6.4	6.6	6.6	6.2	6.1	6.2	6.6
Men (15 to 74)	6.1	5.8	5.7	5.7	6.1	6.0	5.6	5.4	5.5	5.9
Women (15 to 74)	7.1	7.3	7.2	7.1	7.2	7.2	6.8	6.8	7.0	7.3
Youth (aged 15 to 24)	19.6	18.6	19.4	18.2	19.4	20.4	17.0	18.2	17.9	20.2
Adults (aged 25 to 74)	5.6	5.6	5.5	5.5	5.6	5.5	5.3	5.1	5.3	5.5

Source: Statistics Portugal, Labour Force Survey.

Notes: (p) - Provisional estimates.

TECHNICAL NOTE

Labour Force Survey

The main purpose of the Labour Force Survey is to characterise the population in terms of the labour market. It is a quarterly sample survey, addressed to families occupying the same dwelling in the national territory, which makes available quarterly and annual data.

Most of the characteristics observed in this survey report to the situation in one pre-defined week (from Monday to Sunday), known as reference week. The reference weeks are uniformly distributed throughout the quarters and years. The interviews usually take place in the week following the reference week.

The information is obtained directly, through computer-assisted interview, by using a mixed data collection mode: the initial interview is done face-to-face by an interviewer visiting the household and the other five interviews are done by telephone, if certain requirements are met.

Published data were calibrated by using the population estimates calculated from the final results of Census 2011.

Monthly Employment and Unemployment Estimates

In 2014, Statistics Portugal initiated a monthly release of Labour Force Survey estimates for the main labour market indicators in addition to the usual quarterly estimates releases.

With this initiative, Statistics Portugal intends to provide to users monthly updated information on labour market recent developments, allowing, at the same time, a more complete reading picture than that provided so far by Eurostat in its monthly releases of the unemployed population and unemployment rate estimates for Portugal. With this dissemination, Statistics Portugal satisfies also a specific requirement from the PEEIs (Principal European Economic Indicators).

Taking advantage of the continuous nature of the Labour Force Survey collection process, it is possible to monthly obtain estimates related to successive sets of three months (moving quarters), assuring consistency with the quarterly released estimates.

The monthly estimates refer to *centred* moving quarters, where the reference month (m) corresponds to the central month of each moving quarter. In fact, the reference month of each Press Release corresponds to the central month of the quarter composed by $m-1$, m and $m+1$ months. As a consequence, the monthly changes are calculated on values that contain common months. Therefore, the comparison of moving quarters without common months should be done in relation to reference months three months earlier.

The option for disseminating centred moving quarters series aimed at avoiding delays in the detection of turning points in the economic cycle that arise from the use of simple moving averages, but it implies that the estimates for the latest released moving quarter are provisional (see "Revisions" section below).

As estimates of centred moving quarters, the values (not seasonally adjusted) of the reference months February, May, August and November of each year correspond to the estimates of the 1st, 2nd, 3rd and 4th natural quarters, respectively, whose results are published and analysed with greater detail in the quarterly releases of the Labour Force Survey estimates.

The estimates for the last reference month are always provisional, as they correspond to a moving quarter where for the third month the data collection is not completed yet. In fact, for the first two months ($m-1$ and m) the data collection from the Labour Force Survey is already completed, while for the third month ($m+1$) only partially collected data are available.

In this context, in each monthly Press Release the provisional estimates for the reference month and the definitive estimates for the previous months are published.

(to be continued)

(continuation)

Information available

The data series selected for monthly releases refer to both employed and unemployed population, by sex and age group, and to the corresponding rates. In relation to these data series, it should be noted the following:

- For the purpose of creating long monthly data series needed for subsequent adjustment of seasonality, the two latest data series of the Labour Force Survey (from 1998 to 2010; from 2011 onwards) were previously linked.
- Unless otherwise stated, the data series analysed in this Press Release are seasonally adjusted. For this reason, the analysis focuses on the comparison with the most recent periods. As agreed, Eurostat started using these estimates in its unemployment monthly releases. The original data series (not seasonally adjusted; as in the Statistics Portugal quarterly releases), are available in Tables 1 and 2 of the annex and at the Statistics Portugal Portal (www.ine.pt).
- The indicators analysed in this Press Release were calculated for the age subgroup of those aged 15 to 74 (as in the Eurostat News Release), which differs from the criterion adopted at the Statistics Portugal quarterly releases (people aged 15 and over, in line with the concepts in force of the International Labour Organization).

The back series for all the released and analysed indicators in this Press Release, since February 1998 (quarter from January to March 1998), are available at the Statistics Portugal Portal.

Due to rounding, totals may not correspond exactly to the sum of the parts.

Revisions

The monthly released data are subject to revisions, as previously mentioned. The revisions come from obtaining the definitive estimates for the previous month (moving quarter) due to the conclusion of its last month collection process. In addition, the revisions also come from the updating of the seasonally adjusted data series whenever a new observation is added. Therefore, in each Press Release the not seasonally adjusted definitive estimates for the previous reference month are published.

The impact of those revisions, measured by the difference between the estimates now released for August 2019 (definitive estimates) and the ones for that month published in the last Press Release, is the following:

Revision of August 2019 estimates - main indicators			
	Unit	Seasonally adjusted data	Not seasonally adjusted data
Active population (15 to 74)		11.5	10.8
Employed population (15 to 74)	Thousands	- 1.3	- 1.2
Unemployed population (15 to 74)		12.8	12.0
Employment rate (15 to 74)		0.0	0.0
Unemployment rate (15 to 74)		0.2	0.2
Men's unemployment rate (15 to 74)	p.p.	0.5	0.5
Women's unemployment rate (15 to 74)		0.0	0.0
Youth unemployment rate (15 to 24)		0.6	0.6
Adults' unemployment rate (25 to 74)		0.2	0.2

In August 2019, the upwards revision of 0.2 pp of the seasonally adjusted unemployment rate was followed by a null revision for women and an upwards revision for young, men and adults (0.6, 0.5 pp and 0.2 pp, respectively). The upwards revision of the unemployment rate was followed by an upwards revision of the unemployed population (+4.0%, +12.8 thousand) and by a downwards revision (-1.3 thousand, which corresponds to a nearly null relative change) of the employed population.

(to be continued)

(continuation)

Some concepts

Unemployed: person aged 15 and 74 who, during the reference period, was simultaneously in the following situations:

- without work, i.e. was not in paid employment or self-employment;
- seeking work, i.e. had taken specific steps in a specified recent period (reference period or the three previous weeks) to seek paid employment or self-employment; and
- currently available for work, i.e. was available for paid employment or self-employment during the reference period.

Employed: person aged 15 and over who, during the reference period, was in one of the following situations:

- did any work for pay or profit for at least one hour, including a familiar gain in money or gender;
- was not working but had jobs from which was temporarily absent;
- had a business, but was temporarily not working for a specific reason;
- was in a pre-retirement situation while working.

Unemployment rate: ratio between the unemployed population and the labour force.

U.R. (%) = (Unemployed population / Labour force) x 100

Employment rate (15 and over): ratio between the employed population and the working age total population (15 and over).

E.R. (%) = (Employed population / Total population 15 and over) x 100

For the indicators selected for monthly dissemination, it was considered the age subgroup of those aged 15 to 74.

For a more detailed definition of the concepts and methodological features of this statistical operation, consult the [Labour Force Survey](#) or the [Monthly Employment and Unemployment Estimates](#) methodological documents (both only in Portuguese) available at the Statistics Portugal website.

Next Press Release:

28 November 2019: "Monthly Employment and Unemployment Statistics – October 2019".

29 November 2019: Eurostat News Release.