

31 July 2019

Income Statistics at local level – reported income on Personal Income
Tax (IRS) indicators
2017



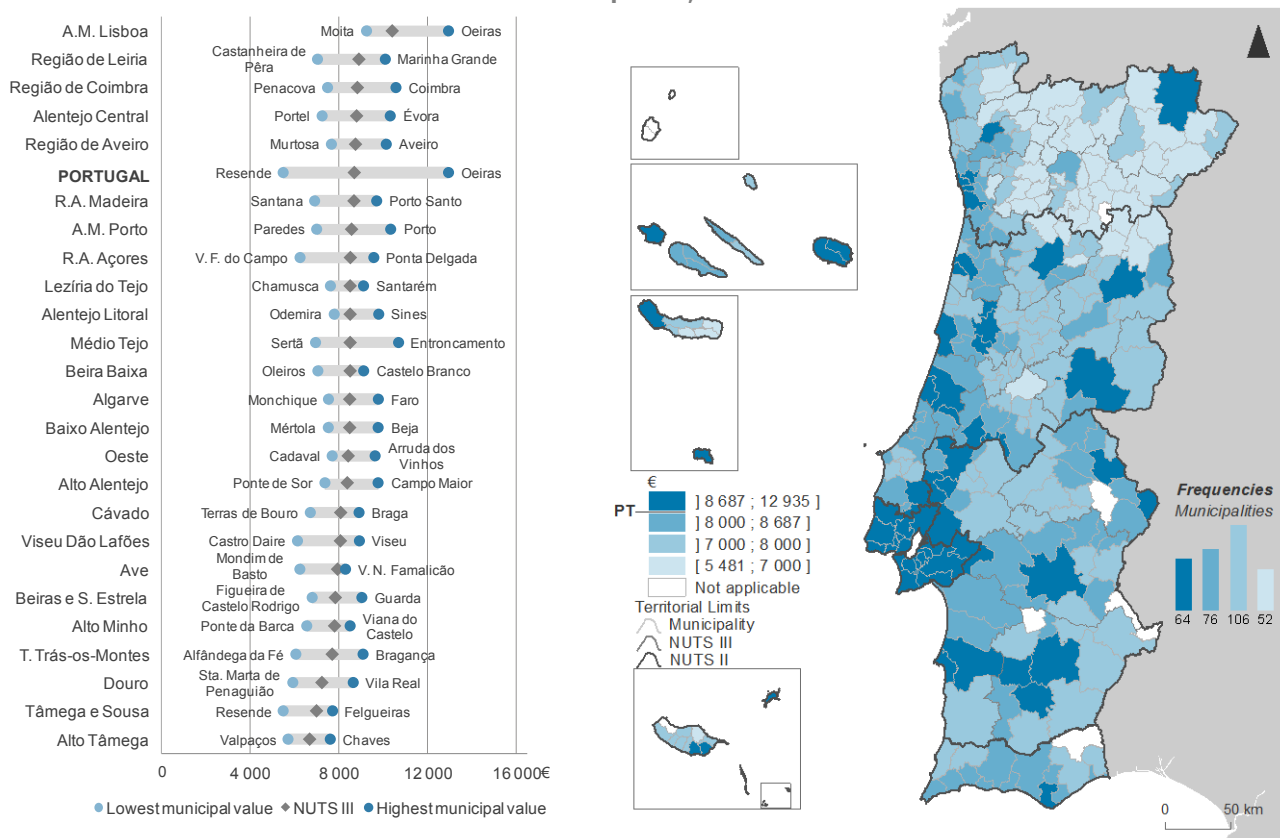
64 municipalities scored median income values above the national reference

In 2017, the median value of gross reported income less personal income tax paid by taxable person was 8 687 € in Portugal. 64 municipalities scored median values of gross reported income less personal income tax paid by taxable person higher than the national reference, with the following municipalities standing out, with values above 10 000 €: Oeiras, Lisboa, Cascais, Entroncamento, Alcochete, Coimbra, Almada, Porto, Vila Franca de Xira, Évora, Seixal, Aveiro, Marinha Grande, Odivelas and Setúbal.

The Gini coefficient, indicator frequently used to synthesize the income inequality, was higher than the national reference in 34 municipalities: 18 in Norte region, 7 in the Região Autónoma dos Açores, 4 in the Área Metropolitana de Lisboa, 2 in Centro region, 2 in the Região Autónoma da Madeira and 1 in Algarve.

In 2017, all the municipalities of Área Metropolitana de Lisboa scored median values of gross reported income less personal income tax paid above the national reference

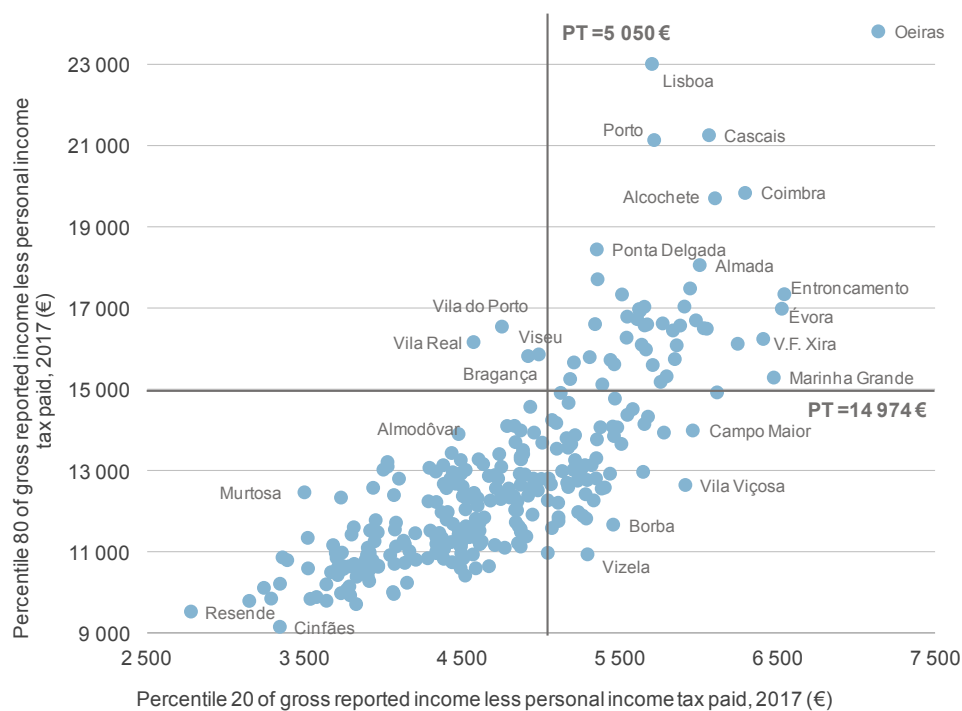
Figure 1: Median gross reported income less personal income tax paid by taxable person, Portugal, NUTS III and municipalities, 2017



Note: Results are presented for municipalities with 2 000 or more taxable persons.

In 2017, 45 municipalities scored values of the 20th and 80th percentiles of gross reported income less personal income tax paid above the national reference

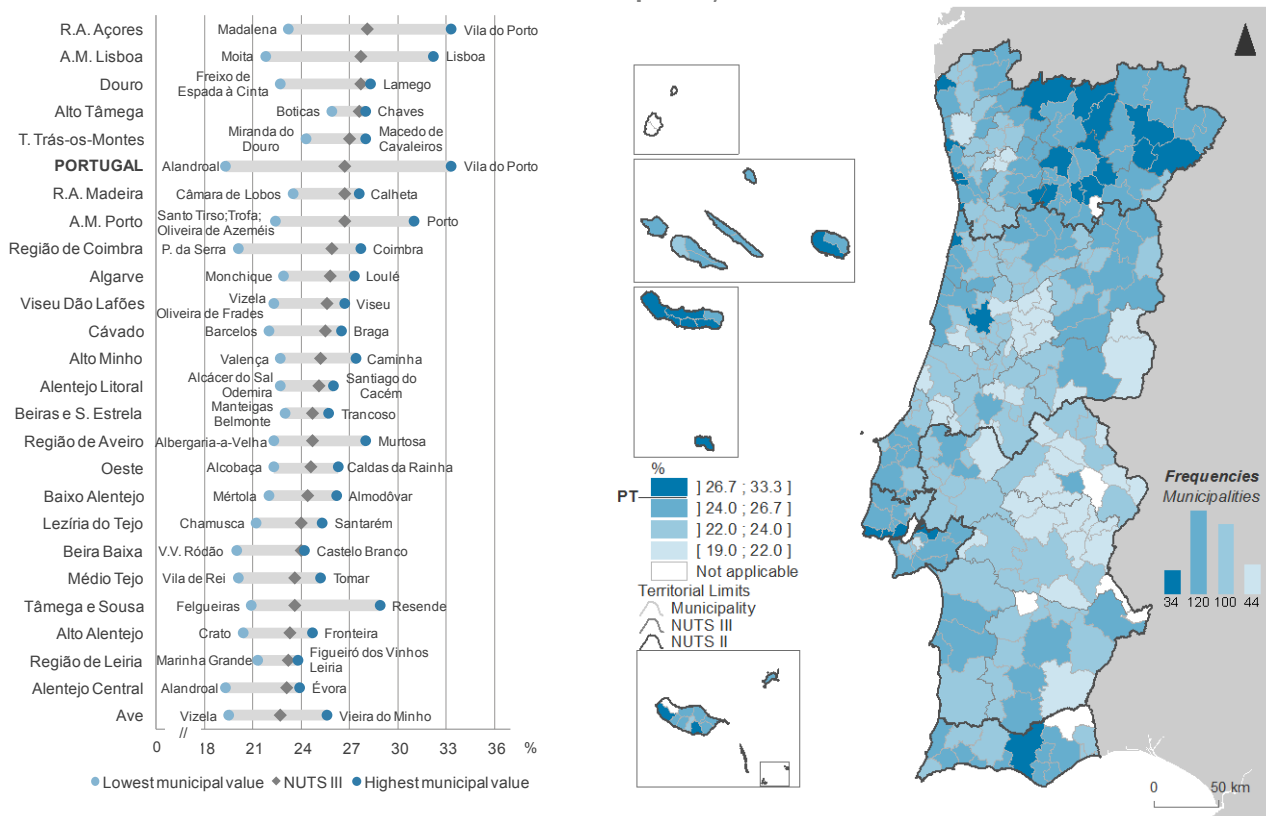
Figure 2: 20th and 80th percentiles of gross reported income less personal income tax paid by taxable person, Portugal and municipalities, 2017



Note: Results are presented for municipalities with 2 000 or more taxable persons.

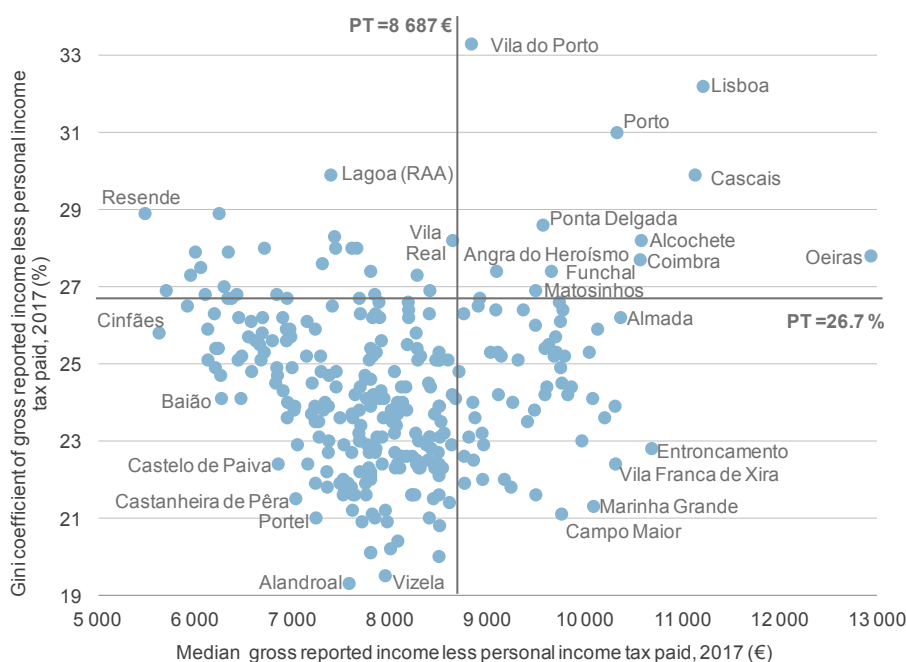
In 2017, of the 34 municipalities with Gini coefficient higher than the national value, 11 also recorded median values of gross reported income less personal income tax paid by taxable person higher than the national reference.

Figure 3: Gini coefficient of gross reported income less personal income tax paid by taxable person, Portugal, NUTS III and municipalities, 2017



Note: Results are presented for municipalities with 2 000 or more taxable persons.

Figure 4: Median and Gini coefficient of gross reported income less personal income tax paid by taxable person, Portugal and municipalities, 2017



Note: Results are presented for municipalities with 2 000 or more taxable persons.