

30 October 2018

Monthly Employment and Unemployment Estimates September 2018

August unemployment rate at 6.9%

In August 2018, the unemployment rate was 6.9%, up 0.1 percentage points (p.p.) from the previous month's level, down 0.1 p.p. from three months before and down 1.8 p.p. from the same month of 2017. That value corresponds to an upwards revision of 0.1 p.p. of the provisional estimate released one month ago. This is the first time, since February 2016, that there has been a monthly increase in the unemployment rate.

In comparison to the previous month, the unemployed population has increased by 2.4% (8.4 thousand more people) and the employed population has increased by 1.3 thousand (to which corresponds a nearly null relative change).

The provisional unemployment rate estimate for September 2018 was 6.6%, down 0.3 p.p. from the previous month's level.

Monthly Employment and Unemployment Estimates								
Main indicators								
	Unit	Seasonally adjusted data						
		Aug 2017	Sep 2017	May 2018	June 2018	July 2018	Aug 2018	Sep 2018 (p)
Active population (15 to 74)		5,161.7	5,158.5	5,154.7	5,164.1	5,155.8	5,165.5	5,154.7
Employed population (15 to 74)	Thousands	4,710.8	4,718.0	4,791.4	4,811.9	4,805.6	4,806.9	4,814.3
Unemployed population (15 to 74)		450.9	440.5	363.3	352.2	350.2	358.6	340.4
Employment rate (15 to 74)	%	60.5	60.6	61.6	61.9	61.8	61.9	62.0
Unemployment rate (15 to 74)		8.7	8.5	7.0	6.8	6.8	6.9	6.6

Source: Statistics Portugal, Labour Force Survey.

Note: (p) - Provisional estimates.

A. Employed population and employment rate ⁽¹⁾

In August 2018, the employed population estimate was 4,806.9 thousand people, having increased by 1.3 thousand (to which corresponds a nearly null relative change) from the previous month (July 2018), by 0.3% (15.5 thousand) from three months before (May 2018), and by 2.0% (96.1 thousand) from the same month of 2017. That value corresponds to an

upwards revision of 0.1% (6.7 thousand) of the provisional estimate released a month ago.

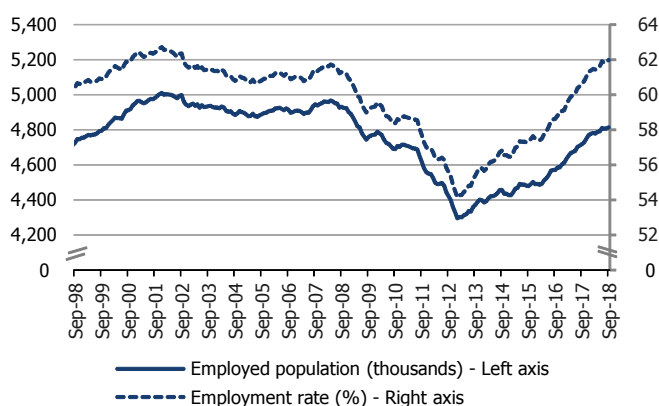
In September 2018, the provisional estimate for the employed population was 4,814.3 thousand people, having increased by 0.2% (7.4 thousand) from the previous month (August 2018), by 0.1% (2.4 thousand)

⁽¹⁾ In the estimates published on this Press Release, obtained as described in the technical note (annex), it was considered the population aged 15 to 74 and the values were seasonally adjusted (unless otherwise stated).

from three months before (June 2018), and by 2.0% (96.3 thousand) from the same period of 2017.

The employment rate was 62.0%, having increased by 0.1 percentage points (p.p.) both in relation to the previous month and to three months before, and by 1.4 p.p. from 2017.

Figure 1: Employed population and employment rate
(seasonally adjusted data)



Note: The September 2018 estimates are provisional.

B. Unemployed population and unemployment rate

In August 2018, the unemployed population estimate was 358.6 thousand people, having increased by 2.4% (8.4 thousand) from July 2018, and having decreased by 1.3% (4.7 thousand) from May 2018 and by 20.5% (92.3 thousand) from August 2017. That value corresponds to an upwards revision of 1.7% (6.1 thousand) of the provisional estimate.

In September 2018, the unemployed population – estimated provisionally at 340.4 thousand people – decreased by 5.1% (18.2 thousand) from the previous month (August 2018), by 3.4% (11.8 thousand) from the value observed three months before (June 2018),

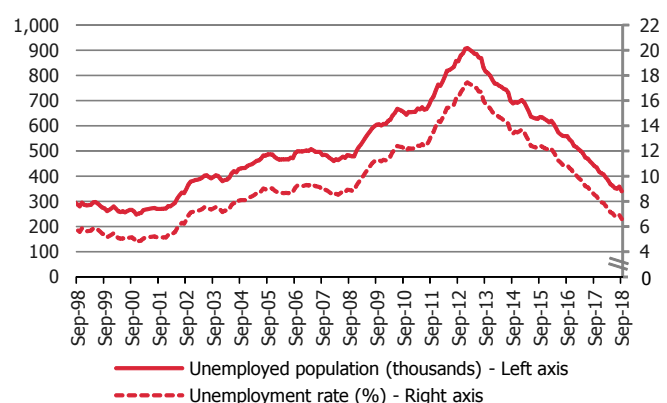
and by 22.7% (100.1 thousand) from the same month one year ago.

The unemployment rate of August 2018 was estimated at 6.9%, which corresponds to an upwards revision of 0.1 p.p. of the provisional estimate released a month ago. The previously mentioned unemployment rate increased by 0.1 p.p. from the previous month, and decreased by 0.1 p.p. from three months before and by 1.8 p.p. from one year before. This is the first time, since February 2016, that there has been a monthly increase in the unemployment rate.

In September 2018, the provisional estimate for the unemployment rate was 6.6%, having decreased by 0.3 p.p. from the previous month's level, by 0.2 p.p. from June 2018, and by 1.9 p.p. from September 2017.

The youth and adults' unemployment rates stood at 19.6% and 5.6%, respectively. Both rates decreased from the month before (by 0.7 p.p. and 0.3 p.p., respectively).

Figure 2: Unemployed population and unemployment rate
(seasonally adjusted data)



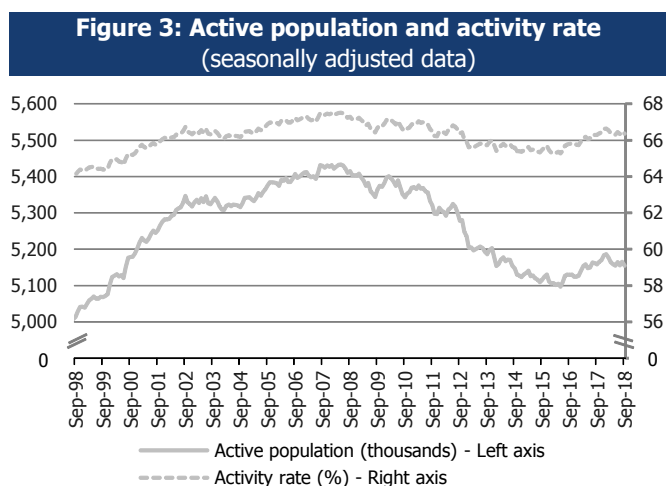
Note: The September 2018 estimates are provisional.

C. Active population and activity rate

In August 2018, the active population estimate was 5,165.5 thousand people, having increased by 0.2% (9.7 thousand) from the previous month (July 2018), by 0.2% (10.8 thousand) from three months before (May 2018), and by 0.1% (3.8 thousand) from the same month of 2017. That value represents an upwards revision of 0.2% (12.8 thousand) of the provisional one released a month ago.

In September 2018, the provisional estimate for the active population was 5,154.7 thousand people, having decreased by 0.2% (10.8 thousand) from the previous month (August 2018), by 0.2% (9.4 thousand) from three months before (June 2018), and by 0.1% (3.8 thousand) from the same period of 2017.

The activity rate was 66.4%, having decreased by 0.1 p.p. from the previous month's level, remaining unchanged from three months before, and having increased by 0.1 p.p. from September 2017.



Note: The September 2018 estimates are provisional.

In summary (Figure 4), in August 2018, the active population monthly increased by 9.7 thousand people,

due both to the increase of the unemployed population (8.4 thousand) and of the employed population (1.3 thousand).

From three months before, the active population increase (10.8 thousand) resulted from the increase in the employed population (15.5 thousand) having more than compensated the decrease in the unemployed population (4.7 thousand).

Similarly, the active population growth from August 2017 by 3.8 thousand people came from the increase in the employed population (96.1 thousand) being larger than the decrease in the unemployed population (92.3 thousand).

Figure 4: Change in the active, employed and unemployed population in August 2018
(seasonally adjusted data)

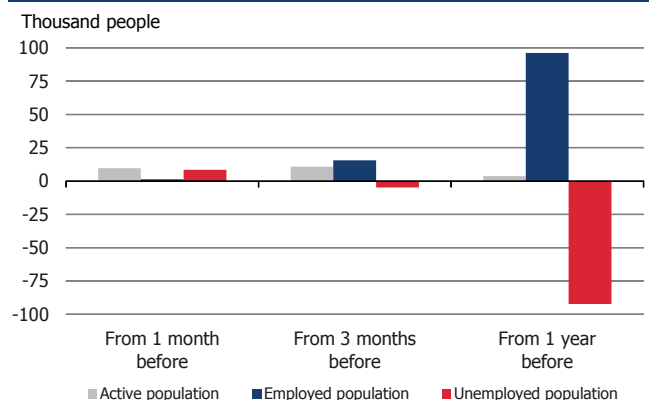


Table 1: Active population and active rate by sex and age group (15 to 74)

	Seasonally adjusted data					Not seasonally adjusted data				
	Aug 2017	June 2018	July 2018	Aug 2018	Sep 2018 (p)	Aug 2017	June 2018	July 2018	Aug 2018	Sep 2018 (p)
	Thousands									
Active population (15 to 74)	5,158.5	5,164.1	5,155.8	5,165.5	5,154.7	5,165.8	5,188.4	5,179.1	5,185.2	5,162.0
Men (15 to 74)	2,624.4	2,609.6	2,607.0	2,603.0	2,600.3	2,631.5	2,623.9	2,623.1	2,616.9	2,608.4
Women (15 to 74)	2,534.1	2,554.5	2,548.8	2,562.5	2,554.4	2,534.3	2,564.5	2,556.0	2,568.3	2,553.6
Youth (aged 15 to 24)	373.1	372.2	375.8	382.5	376.9	382.4	371.0	381.0	394.9	385.3
Adults (aged 25 to 74)	4,785.4	4,791.9	4,780.0	4,783.0	4,777.9	4,783.3	4,817.3	4,798.1	4,790.3	4,776.7
	%									
Active rate (15 to 74)	66.3	66.4	66.3	66.5	66.4	66.4	66.8	66.6	66.7	66.5
Men (15 to 74)	70.5	70.2	70.1	70.0	70.0	70.7	70.6	70.6	70.4	70.2
Women (15 to 74)	62.4	63.0	62.9	63.2	63.0	62.4	63.3	63.0	63.4	63.0
Youth (aged 15 to 24)	34.2	34.2	34.5	35.2	34.7	35.1	34.1	35.0	36.3	35.4
Adults (aged 25 to 74)	71.5	71.7	71.5	71.6	71.5	71.5	72.1	71.8	71.7	71.5

Source: Statistics Portugal, Labour Force Survey.

Notes: (p) - Provisional estimates.

Table 2: Employed population and employment rate by sex and age group (15 to 74)

	Seasonally adjusted data					Not seasonally adjusted data				
	Aug 2017	June 2018	July 2018	Aug 2018	Sep 2018 (p)	Aug 2017	June 2018	July 2018	Aug 2018	Sep 2018 (p)
	Thousands									
Employed population (15 to 74)	4,718.0	4,811.9	4,805.6	4,806.9	4,814.3	4,725.9	4,853.3	4,844.5	4,832.5	4,821.9
Men (15 to 74)	2,415.6	2,442.3	2,441.3	2,434.2	2,441.1	2,426.6	2,463.4	2,464.3	2,452.0	2,452.0
Women (15 to 74)	2,302.4	2,369.6	2,364.3	2,372.6	2,373.2	2,299.3	2,389.9	2,380.2	2,380.5	2,369.9
Youth (aged 15 to 24)	281.6	299.1	301.8	304.8	302.9	286.4	303.2	310.2	315.8	307.7
Adults (aged 25 to 74)	4,436.4	4,512.8	4,503.8	4,502.1	4,511.5	4,439.5	4,550.0	4,534.3	4,516.6	4,514.2
	%									
Employment rate (15 to 74)	60.6	61.9	61.8	61.9	62.0	60.7	62.4	62.3	62.2	62.1
Men (15 to 74)	64.9	65.7	65.7	65.5	65.7	65.2	66.3	66.3	66.0	66.0
Women (15 to 74)	56.7	58.4	58.3	58.5	58.6	56.6	58.9	58.7	58.7	58.5
Youth (aged 15 to 24)	25.8	27.5	27.7	28.0	27.9	26.3	27.9	28.5	29.0	28.3
Adults (aged 25 to 74)	66.3	67.5	67.4	67.4	67.5	66.3	68.1	67.8	67.6	67.6

Source: Statistics Portugal, Labour Force Survey.

Note: (p) - Provisional estimates.

Table 3: Unemployed population and unemployment rate by sex and age group (15 to 74)

	Seasonally adjusted data					Not seasonally adjusted data					
	Aug 2017	June 2018	July 2018	Aug 2018	Sep 2018 (p)	Aug 2017	June 2018	July 2018	Aug 2018	Sep 2018 (p)	
	Thousands										
Unemployed population (15 to 74)	440.5	352.2	350.2	358.6	340.4	439.9	335.1	334.6	352.7	340.1	
Men (15 to 74)	208.8	167.3	165.7	168.8	159.2	204.9	160.5	158.8	164.9	156.4	
Women (15 to 74)	231.7	184.9	184.5	189.8	181.2	235.0	174.6	175.8	187.8	183.7	
Youth (aged 15 to 24)	91.5	73.1	74.0	77.7	74.0	96.1	67.8	70.8	79.1	77.6	
Adults (aged 25 to 74)	349.0	279.1	276.2	280.9	266.4	343.8	267.3	263.8	273.6	262.5	
	%										
Unemployment rate (15 to 74)	8.5	6.8	6.8	6.9	6.6	8.5	6.5	6.5	6.8	6.6	
Men (15 to 74)	8.0	6.4	6.4	6.5	6.1	7.8	6.1	6.1	6.3	6.0	
Women (15 to 74)	9.1	7.2	7.2	7.4	7.1	9.3	6.8	6.9	7.3	7.2	
Youth (aged 15 to 24)	24.5	19.7	19.7	20.3	19.6	25.1	18.3	18.6	20.0	20.1	
Adults (aged 25 to 74)	7.3	5.8	5.8	5.9	5.6	7.2	5.5	5.5	5.7	5.5	

Source: Statistics Portugal, Labour Force Survey.

Notes: (p) - Provisional estimates.

TECHNICAL NOTE

Labour Force Survey

The main purpose of the Labour Force Survey is to characterise the population in terms of the labour market. It is a quarterly sample survey, addressed to families occupying the same dwelling in the national territory, which makes available quarterly and annual data.

Most of the characteristics observed in this survey report to the situation in one pre-defined week (from Monday to Sunday), known as reference week. The reference weeks are uniformly distributed throughout the quarters and years. The interviews usually take place in the week following the reference week.

The information is obtained directly, through computer-assisted interview, by using a mixed data collection mode: the initial interview is done face-to-face by an interviewer visiting the household and the other five interviews are done by telephone, if certain requirements are met.

Published data were calibrated by using the population estimates calculated from the final results of Census 2011.

Monthly Employment and Unemployment Estimates

In 2014, Statistics Portugal initiated a monthly release of Labour Force Survey estimates for the main labour market indicators in addition to the usual quarterly estimates releases.

With this initiative, Statistics Portugal intends to provide to users monthly updated information on labour market recent developments, allowing, at the same time, a more complete reading picture than that provided so far by Eurostat in its monthly releases of the unemployed population and unemployment rate estimates for Portugal. With this dissemination, Statistics Portugal satisfies also a specific requirement from the PEEIs (Principal European Economic Indicators).

Taking advantage of the continuous nature of the Labour Force Survey collection process, it is possible to monthly obtain estimates related to successive sets of three months (moving quarters), assuring consistency with the quarterly released estimates.

The monthly estimates refer to *centred* moving quarters, where the reference month (m) corresponds to the central month of each moving quarter. In fact, the reference month of each Press Release corresponds to the central month of the quarter composed by $m-1$, m and $m+1$ months. As a consequence, the monthly changes are calculated on values that contain common months. Therefore, the comparison of moving quarters without common months should be done in relation to reference months three months earlier.

The option for disseminating centred moving quarters series aimed at avoiding delays in the detection of turning points in the economic cycle that arise from the use of simple moving averages, but it implies that the estimates for the latest released moving quarter are provisional (see "Revisions" section below).

As estimates of centred moving quarters, the values (not seasonally adjusted) of the reference months February, May, August and November of each year correspond to the estimates of the 1st, 2nd, 3rd and 4th natural quarters, respectively, whose results are published and analyzed with greater detail in the quarterly releases of the Labour Force Survey estimates.

The estimates for the last reference month are always provisional, as they correspond to a moving quarter where for the third month the data collection is not completed yet. In fact, for the first two months ($m-1$ and m) the data collection from the Labour Force Survey is already completed, while for the third month ($m+1$) only partially collected data are available.

In this context, in each monthly Press Release the provisional estimates for the reference month and the definitive estimates for the previous months are published.

(to be continued)

(continuation)

Information available

The data series selected for monthly releases refer to both employed and unemployed population, by sex and age group, and to the corresponding rates. In relation to these data series, it should be noted the following:

- For the purpose of creating long monthly data series needed for subsequent adjustment of seasonality, the two latest data series of the Labour Force Survey (from 1998 to 2010; from 2011 onwards) were previously linked.
- Unless otherwise stated, the data series analyzed in this Press Release are seasonally adjusted. For this reason, the analysis focuses on the comparison with the most recent periods. As agreed, Eurostat started using these estimates in its unemployment monthly releases. The original data series (not seasonally adjusted; as in the Statistics Portugal quarterly releases), are available in Tables 1 and 2 of the annex and at the Statistics Portugal Portal (www.ine.pt).
- The indicators analyzed in this Press Release were calculated for the age subgroup of those aged 15 to 74 (as in the Eurostat News Release), which differs from the criterion adopted at the Statistics Portugal quarterly releases (people aged 15 and over, in line with the concepts in force of the International Labour Organization).

The back series for all the released and analyzed indicators in this Press Release, since February 1998 (quarter from January to March 1998), are available at the Statistics Portugal Portal.

Due to rounding, totals may not correspond exactly to the sum of the parts.

Revisions

The monthly released data are subject to revisions, as previously mentioned. The revisions come from obtaining the definitive estimates for the previous month (moving quarter) due to the conclusion of its last month collection process. In addition, the revisions also come from the updating of the seasonally adjusted data series whenever a new observation is added. Therefore, in each Press Release the not seasonally adjusted definitive estimates for the previous reference month are published.

The impact of those revisions, measured by the difference between the estimates now released for August 2018 (definitive estimates) and the ones for that month published in the last Press Release, is the following:

Revision of July 2018 estimates - main indicators			
	Unit	Seasonally adjusted data	Not seasonally adjusted data
Active population (15 to 74)		12.8	13.4
Employed population (15 to 74)	Thousands	6.7	6.1
Unemployed population (15 to 74)		6.1	7.3
Employment rate (15 to 74)		0.1	0.1
Unemployment rate (15 to 74)		0.1	0.1
Men's unemployment rate (15 to 74)		0.0	0.1
Women's unemployment rate (15 to 74)	p.p.	0.2	0.2
Youth unemployment rate (15 to 24)		0.8	0.8
Adults' unemployment rate (25 to 74)		0.1	0.0

In August 2018, the upwards revision of the seasonally adjusted unemployment rate (+0.1 p.p.) was followed by upwards revisions for young people (+0.8 p.p.), women (+0.2 p.p.) and adults (+0.1 p.p.). The upwards revision of the unemployment rate was followed by the upwards revision of the unemployed population (+6.1 thousand; +1.7%) and by the also upwards revision of the employed population (+6.7 thousand; +0.1%).

(to be continued)

(continuation)

Some concepts

Unemployed: person aged 15 and 74 who, during the reference period, was simultaneously in the following situations:

- without work, i.e. was not in paid employment or self-employment;
- seeking work, i.e. had taken specific steps in a specified recent period (reference period or the three previous weeks) to seek paid employment or self-employment; and
- currently available for work, i.e. was available for paid employment or self-employment during the reference period.

Employed: person aged 15 and over who, during the reference period, was in one of the following situations:

- did any work for pay or profit for at least one hour, including a familiar gain in money or gender;
- was not working but had jobs from which was temporarily absent;
- had a business, but was temporarily not working for a specific reason;
- was in a pre-retirement situation while working.

Unemployment rate: ratio between the unemployed population and the labour force.

U.R. (%) = (Unemployed population / Labour force) x 100

Employment rate (15 and over): ratio between the employed population and the working age total population (15 and over).

E.R. (%) = (Employed population / Total population 15 and over) x 100

For the indicators selected for monthly dissemination, it was considered the age subgroup of those aged 15 to 74.

For a more detailed definition of the concepts and methodological features of this statistical operation, consult the [Labour Force Survey](#) or the [Monthly Employment and Unemployment Estimates](#) methodological documents (both only in Portuguese) available at the Statistics Portugal website.

Next Press Release:

29 November 2018: "Monthly Employment and Unemployment Statistics – October 2018".

30 November 2018: Eurostat News Release.