



INSTITUTO NACIONAL DE ESTATÍSTICA  
STATISTICS PORTUGAL

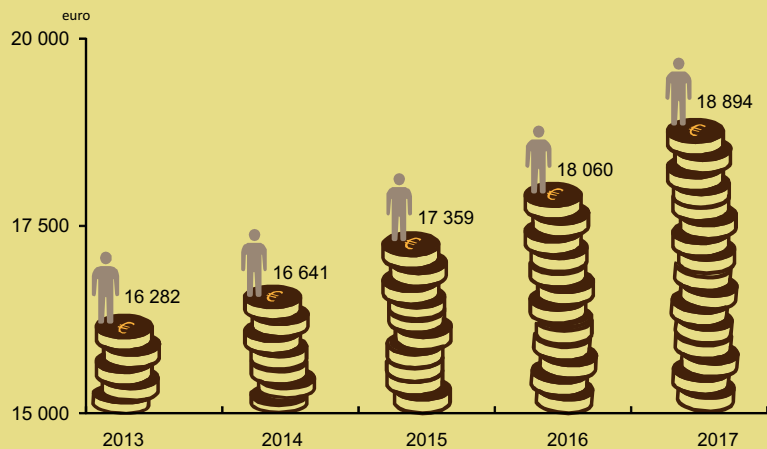
# ECONOMIC ACTIVITY

2017

## Nacional accounts

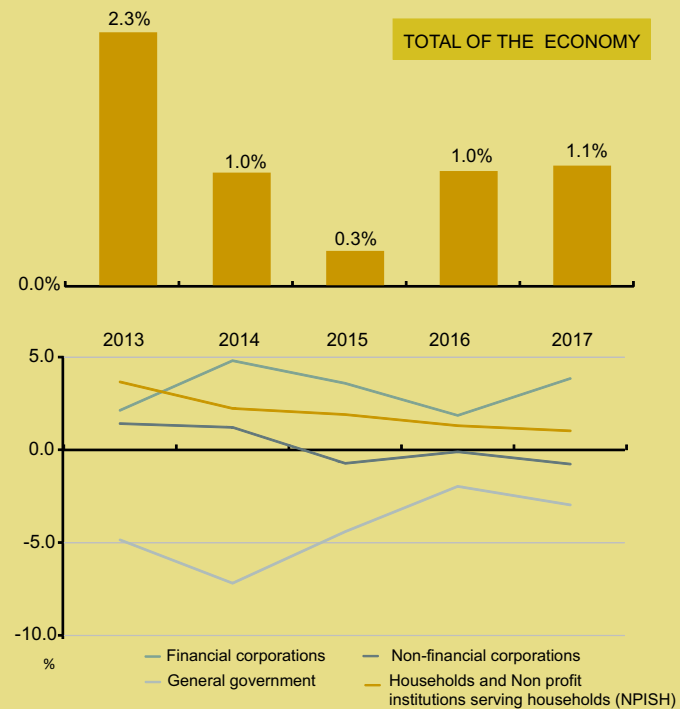
The Gross Domestic Product  
(**GDP**) amounted to  
**194 613 million** euro,  
increasing in volume **2.8%**

Evolution of the GDP (current prices) per capita



Statistics Portugal, National accounts

Net lending (+) / Net borrowing (-) of the national economy, as a percentage of GDP



Statistics Portugal, National accounts

## — Prices



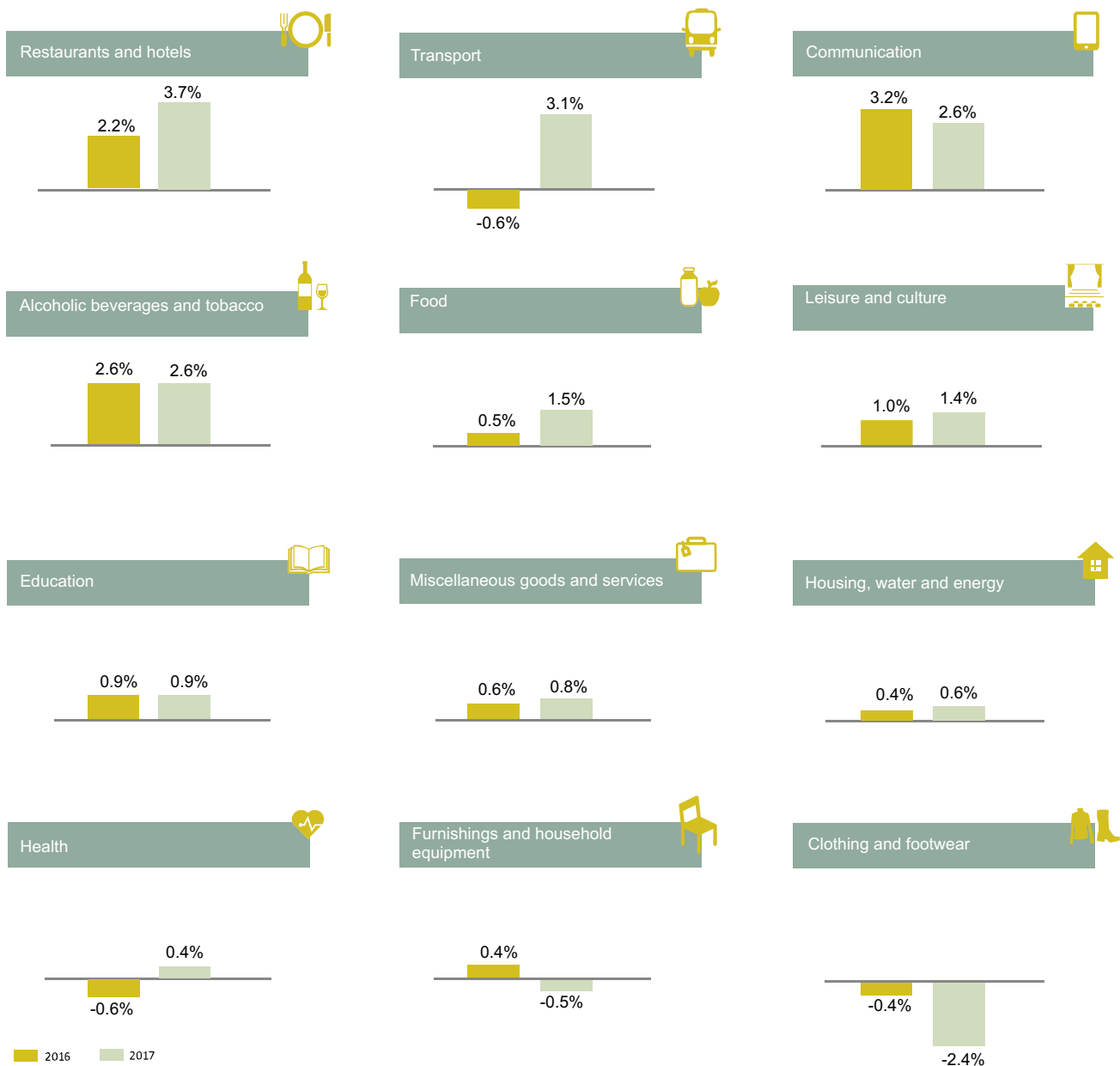
The inflation rate (consumer price index) was **1.4%**

The median price of dwellings was **932 euro per square meter**

↗ 7.6% than in 2016

The highest values were observed in Algarve (1 383 euro per square meter) and in Área Metropolitana de Lisboa (1 262 euro per square meter)

## Inflation rate by classes of expenditure



## Labour market

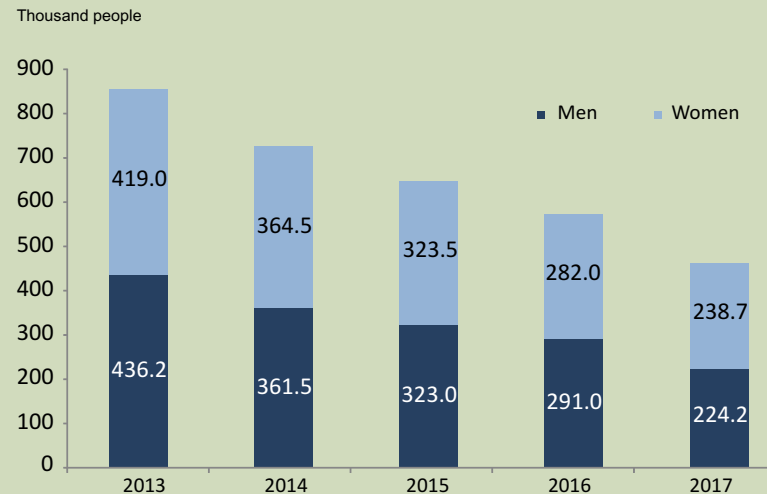
The unemployment rate  
stood at **8.9%**

- 2.2 p.p. than in 2016

The youth unemployment  
rate reached **23.9%**

-4.1 p.p. than in 2016

## Evolution of the unemployed population by sex



Statistics Portugal, Labour force survey

In 2017, there were  
**462.8 thousand people**  
unemployed





## — Environment

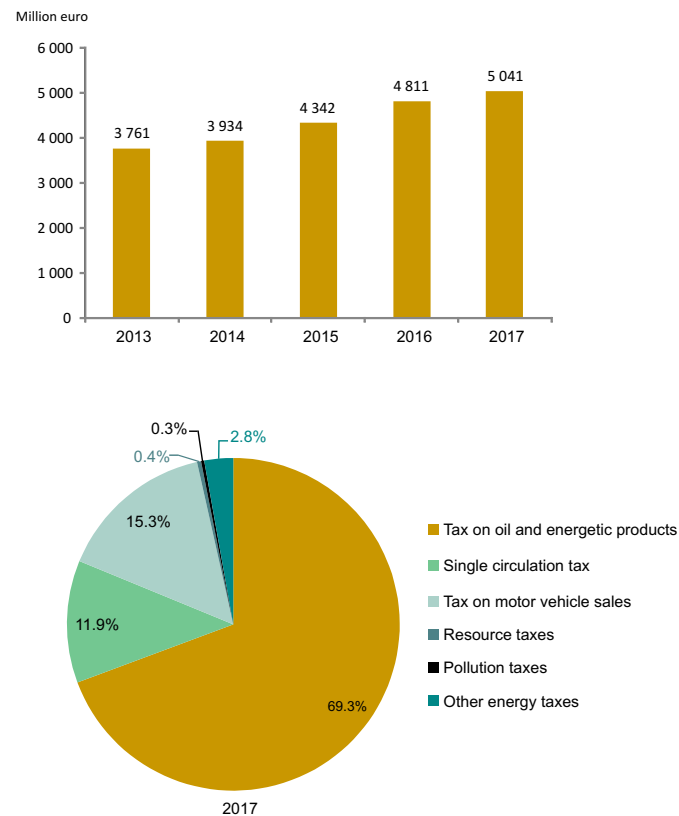
The value of environmentally related taxes was approximately **5 billion euro**

↗ 4.8% than in 2016

Environmentally related taxes represented **7.5%** of total revenue from taxes and social contributions



Environmentally related taxes in value and by type (2017)



Statistics Portugal, National accounts

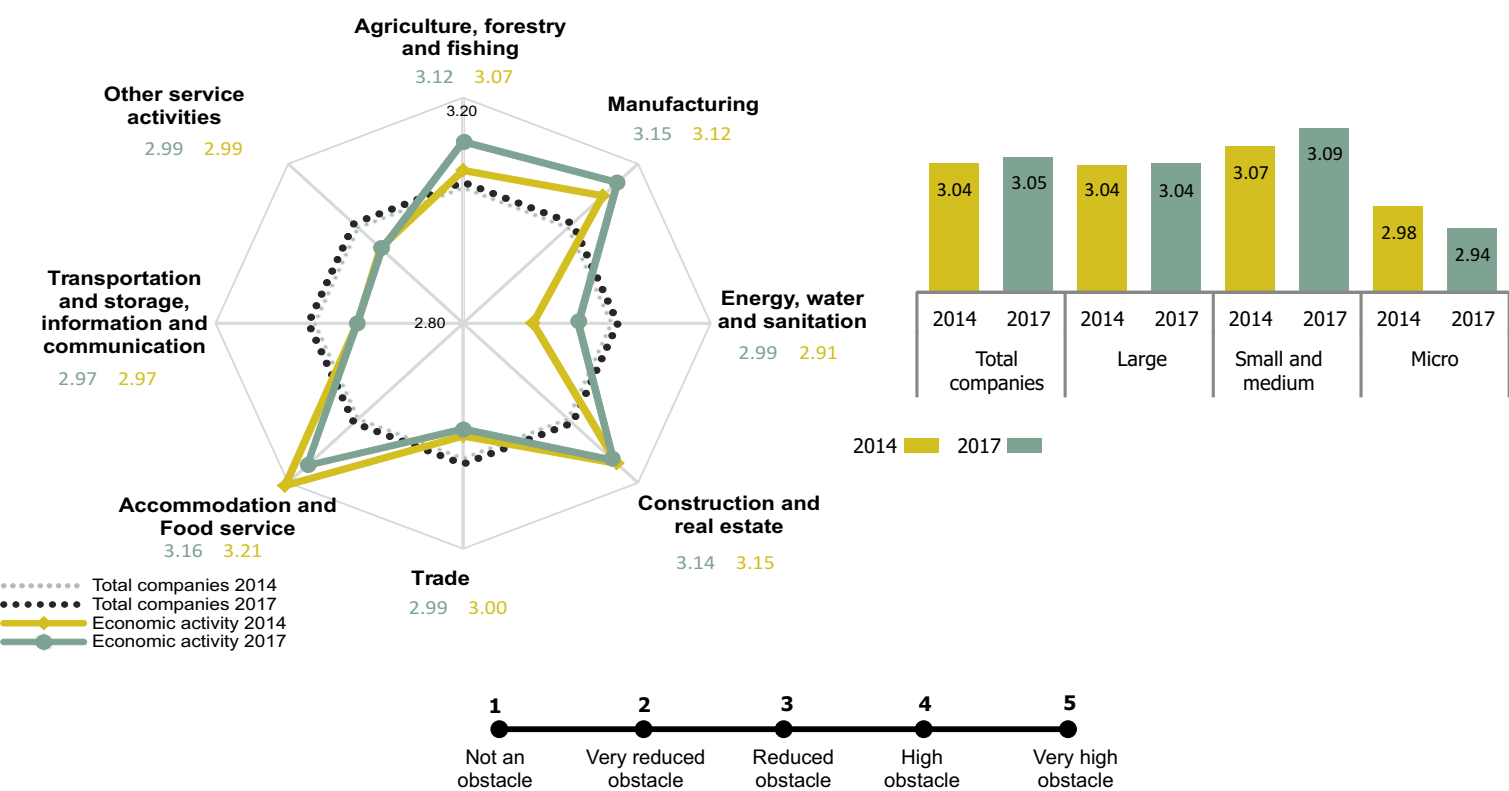
## — Enterprises

Main economic and financial indicators and return ratios by type of management practices

	Less structured	More structured
Turnover by company (thousand euro)	10 924	102 278
GVA by company (thousand euro)	2 714	22 162
Average size	102	458
ALP (thousand euro/persons employed)	27	48
Net results by company (thousand euro)	316	5 059
Return on assets	2.18	4.01
Return on equity	7.17	12.74
Return on sales	5.28	6.68

Statistics Portugal, MPS and IBAS

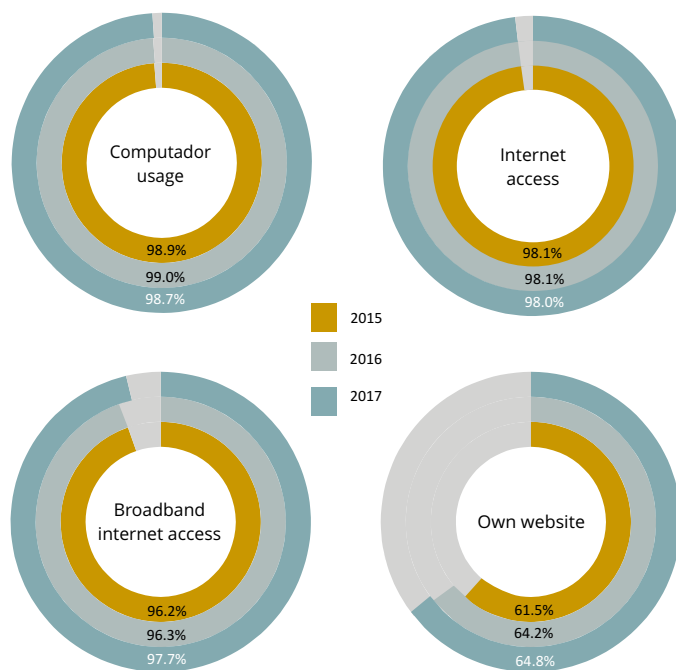
Global framework regulation costs indicator, by size-class and economic activity



## — Innovation and knowledge



## Information society indicators of enterprises with 10 and more persons employed



Statistics Portugal, Survey on ICT usage in enterprises



## — Agriculture



The olive oil production recorded an historical high which exceeded  
**1.47 million hectolitres**

↗ 94.1% than in 2016

Photo by Nazar Hrabovyi on Unsplash



Production of main fruits

Cultures	Production (ton)				
	2013	2014	2015	2016	2017
Apple	287 314	273 721	324 994	254 321	329 371
Cherry	10 776	10 577	17 714	7 362	19 563
Kiwi	21 306	18 150	29 664	23 689	35 411
Orange	236 800	251 519	246 639	299 583	319 743
Almond	4 446	9 033	10 090	8 713	20 139

Statistics Portugal, Vegetable production statistics

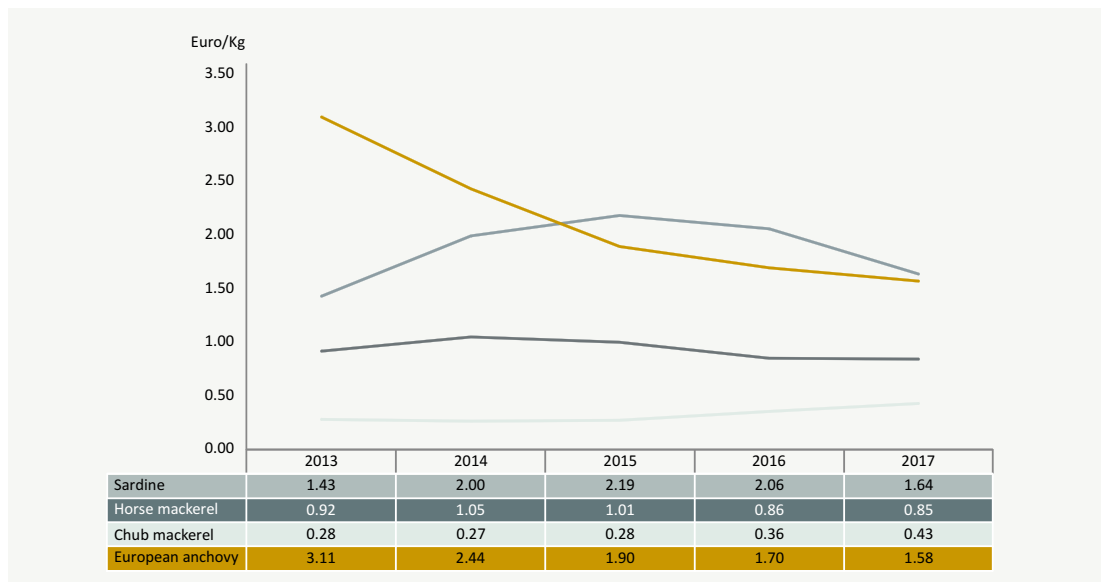
## — Fishing



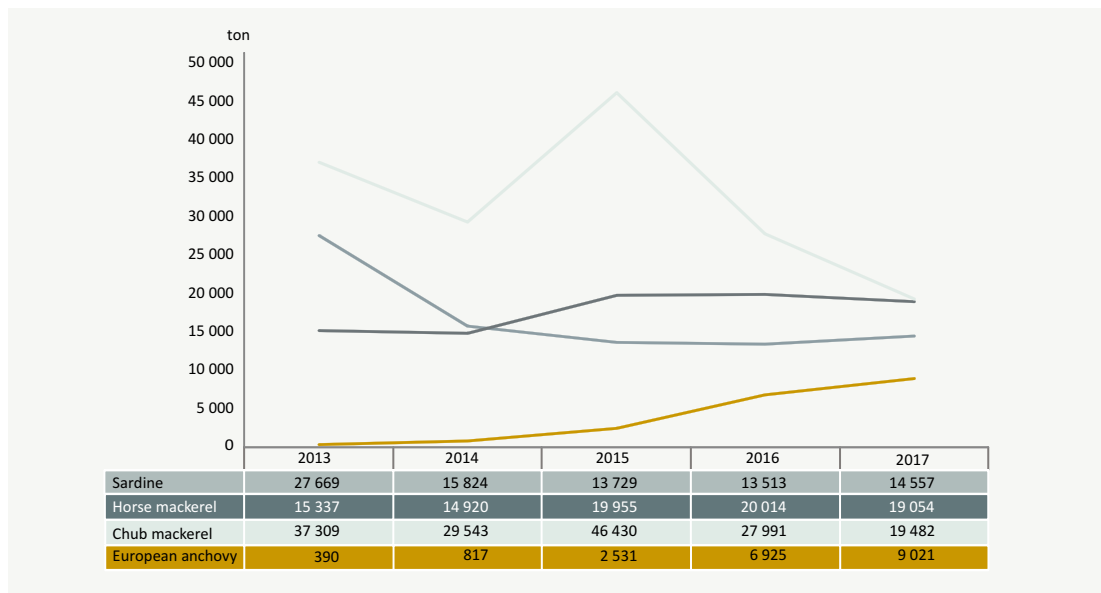
The average price of fish landed reached  
for 2.23 euro/kg, the highest value of the last  
twenty years

2.10 euro/kg in 2016

## Average price of fish landed of the main species



## Quantity of fish landed of the main species





## Industry and energy

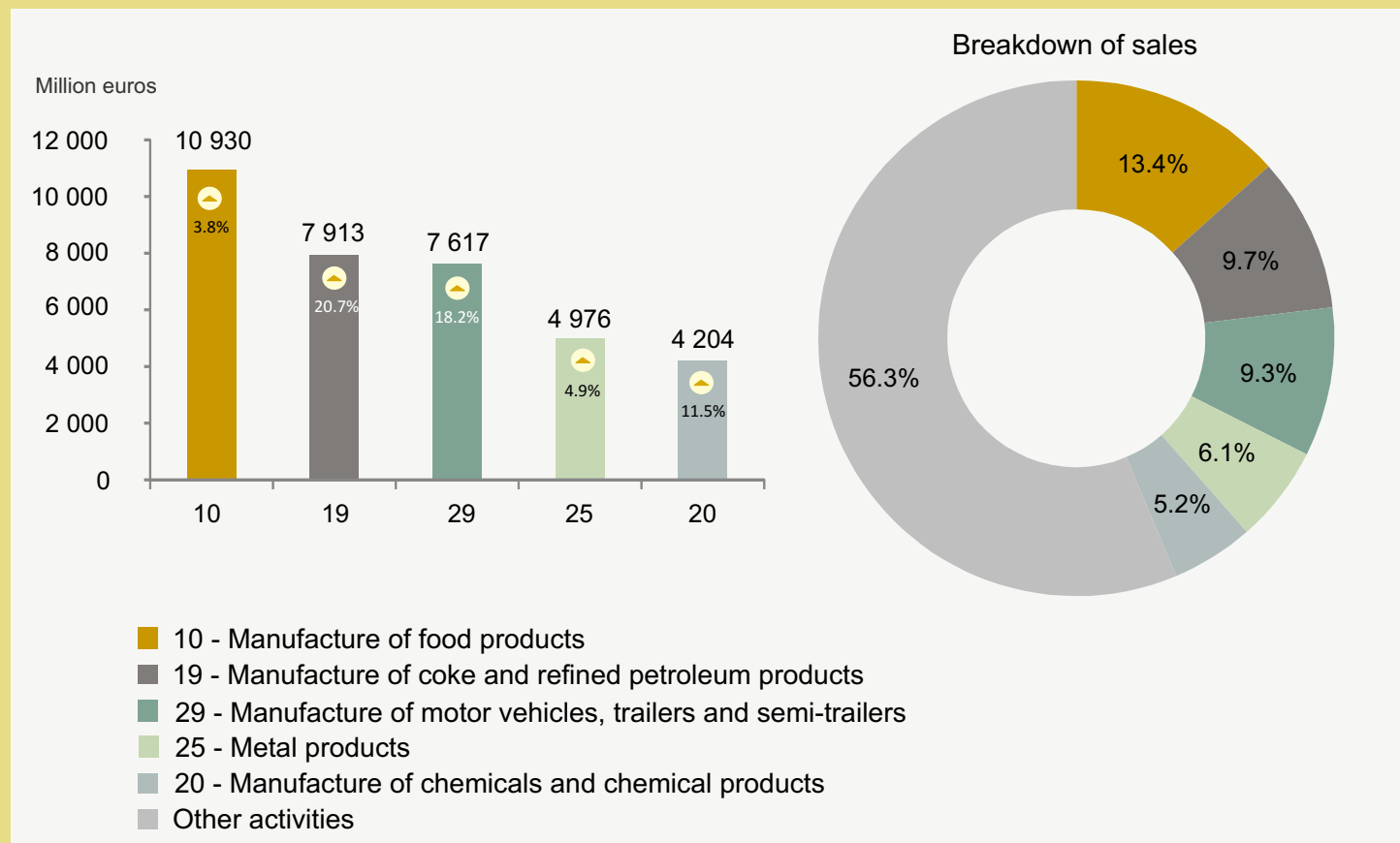
The total of sales of products in the manufacturing industry amounted  
**81 596** million euro

↗ 8.3% than in 2016

Photo by Patrick Hendry on Unsplash

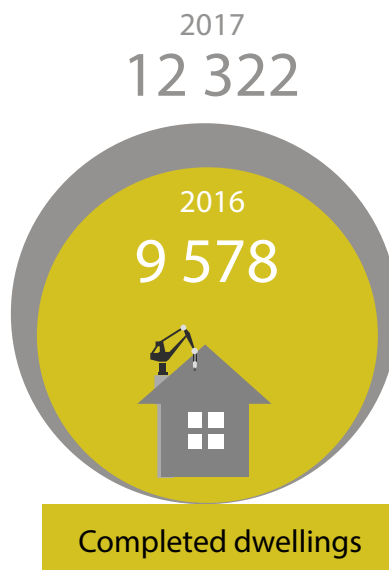
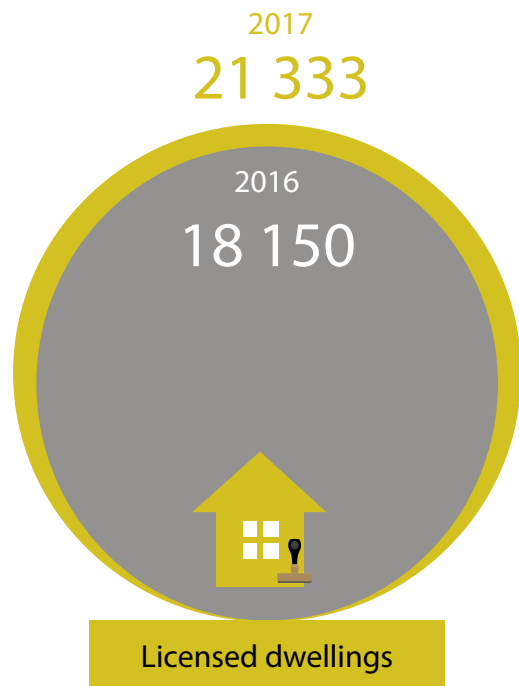


## Main sales of industrial products (Divisions CAE Rev.3) 2017

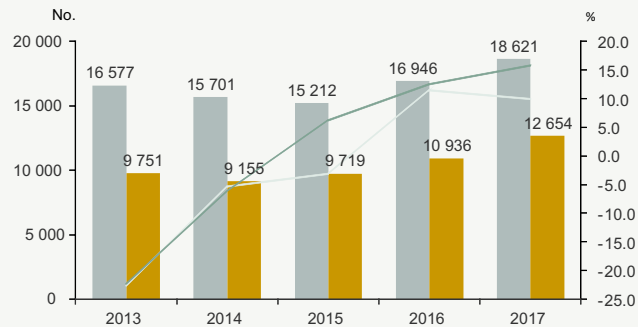


Statistics Portugal, Annual Survey on Industrial Production (Prodcum Survey)

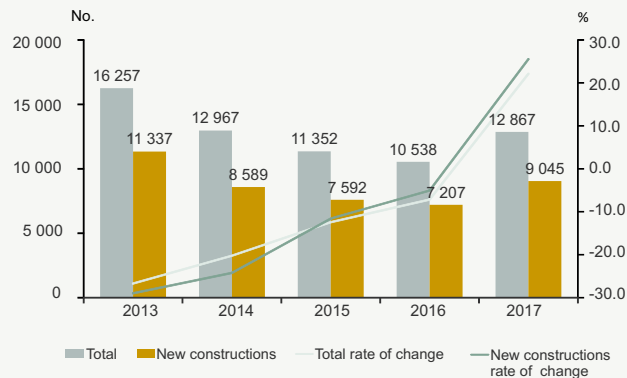
## Construction and housing



### Licensed buildings

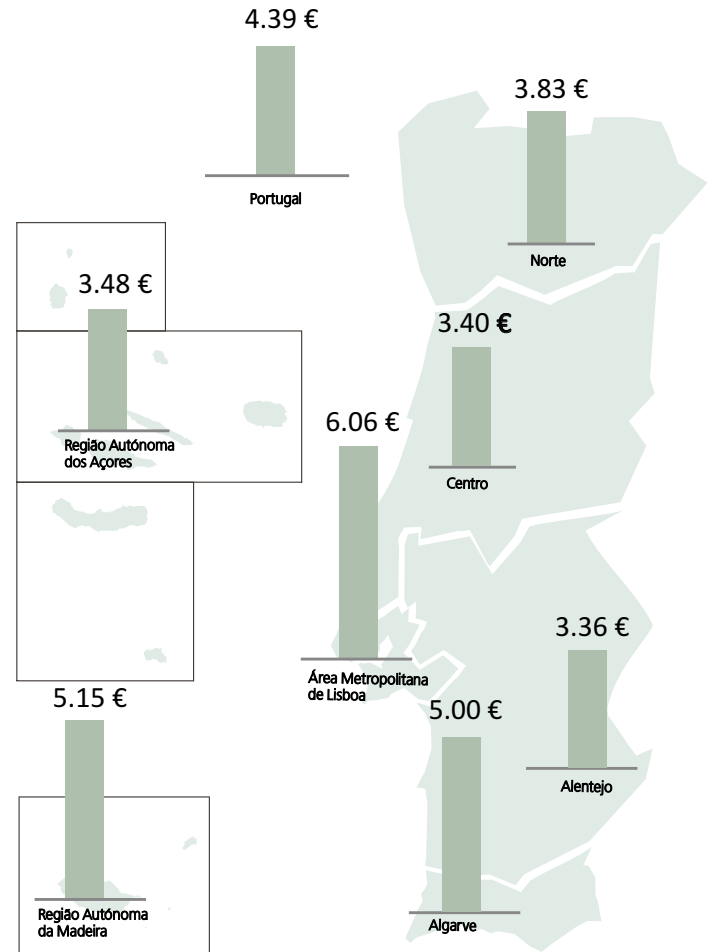


### Completed buildings



Projects of building constructions and demolitions survey

### Median house rental value per m<sup>2</sup> of new lease agreements of dwellings by region NUTS 2



Statistics Portugal, House rental statistics at local level



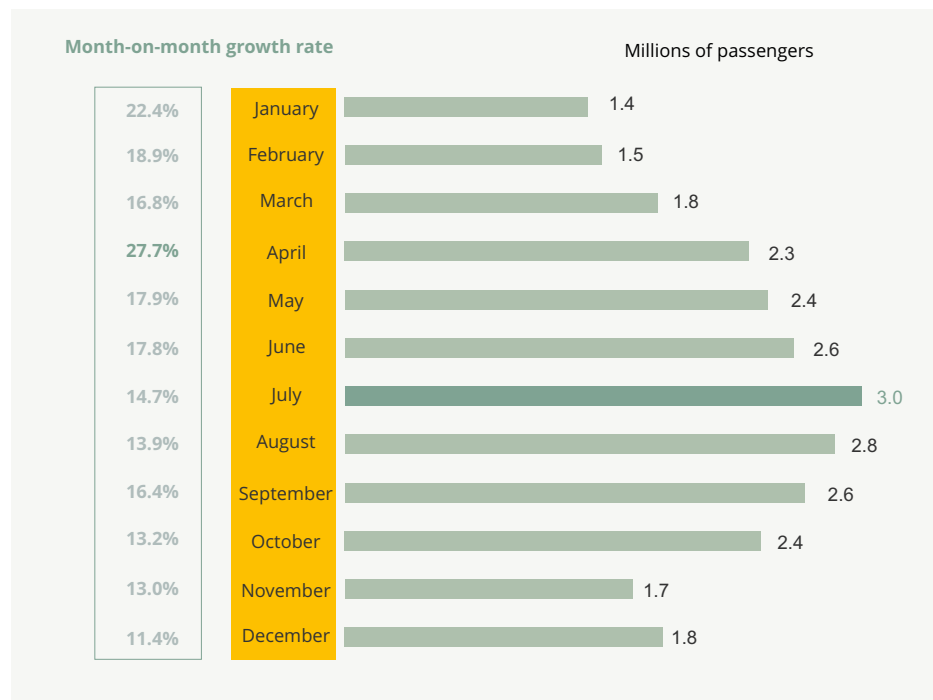
## Transport

Air transport of passengers  
grew by 16.5%

↗ 2.2 p.p. than in 2016

Photo by Tuce on Unsplash

# Disembarked passengers in the national airports monthly and month-on-month growth rate, 2017



Statistics Portugal, Airports survey; ANAC and ANA

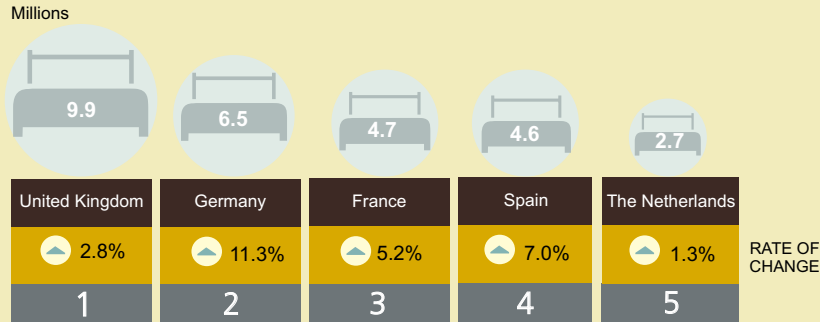


## — Tourism

The total revenue from the tourism accommodation activity amounted to **3.7 billion euro**

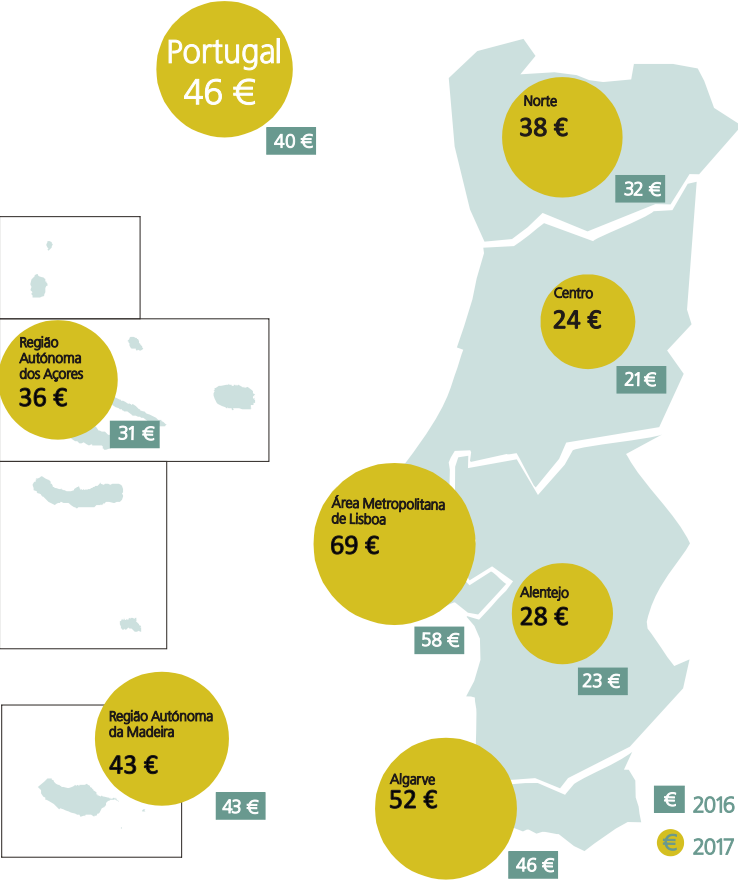
↗ 18.6% than in 2016

Overnight stays by main inbound markets, 2017



Statistics Portugal, Guest stays and other data on hotel activity survey

Revenue per available room (Rev Par) in the tourism accommodation by region NUTS 2



Statistics Portugal, Guest stays and other data on hotel activity survey

## International trade

The trade balance of goods reached  
-14 460 million euro, representing  
an increase of the trade deficit in  
3 075 million euro

## International trade of goods, 2017



Statistics Portugal, Statistics on external trade of goods

## STATISTICS PORTUGAL

### DISSEMINATION UNIT

Av. António José De Almeida, 2  
1000-043 LISBOA

### PORTO DELEGATION

Edifício Scala - Rua do Vilar, 235  
4050-626 PORTO

### COIMBRA DELEGATION

Rua Aires de Campos,  
Casa das Andorinhas  
3000-014 COIMBRA

### ÉVORA DELEGATION

Rua Miguel Bombarda, 36  
7000-919 ÉVORA

### FARO DELEGATION

Rua Cândido Guerreiro, 43-3º Fte  
8000-318 FARO

STATISTICS PORTUGAL  
MISSION IS TO PRODUCE  
AND DISSEMINATE, IN AN  
EFFECTIVE, EFFICIENT  
AND INDEPENDENT  
MANNER, HIGH-QUALITY  
OFFICIAL STATISTICS  
RELEVANT FOR THE  
WHOLE SOCIETY

For details on concepts, classifications and  
methodological notes, please consult our  
metadata on [www.ine.pt](http://www.ine.pt)



**218 440 695**

+351 218 440 695 (international calls)

**[www.ine.pt](http://www.ine.pt)**

ISSN 2184-3449  
ISBN 978-989-25-0477-3

The data available refer to 8 October 2018