

28 September 2018

Monthly Employment and Unemployment Estimates

August 2018

The July unemployment rate remained at 6.8%

In July 2018, the unemployment rate was 6.8%, the same value as in the previous month, down 0.3 percentage points (p.p.) from three months before and down 2.1 p.p. from the same month of 2017. Since September 2002, no lower unemployment rate than those of June and July 2018 was observed.

In comparison to the previous month, the unemployed population has decreased by 0.5% (1.9 thousand fewer people) and the employed population has decreased by 0.1% (6.6 thousand more people).

The provisional unemployment rate estimate for August 2018 indicates that the unemployment rate remains identical to the previous month's level (6.8%).

Monthly Employment and Unemployment Estimates								
Main indicators								
	Unit	Seasonally adjusted data						
		July 2017	Aug 2017	Apr 2018	May 2018	June 2018	July 2018	Aug 2018 (p)
Active population (15 to 74)		5,163.0	5,162.4	5,157.6	5,154.1	5,163.3	5,154.9	5,152.7
Employed population (15 to 74)	Thousands	4,702.7	4,710.3	4,789.2	4,790.6	4,810.8	4,804.2	4,800.2
Unemployed population (15 to 74)		460.3	452.0	368.4	363.5	352.6	350.7	352.5
Employment rate (15 to 74)	%	60.4	60.5	61.6	61.6	61.9	61.8	61.8
Unemployment rate (15 to 74)		8.9	8.8	7.1	7.1	6.8	6.8	6.8

Source: Statistics Portugal, Labour Force Survey.

Note: (p) - Provisional estimates.

A. Employed population and employment rate ⁽¹⁾

In July 2018, the employed population estimate was 4,804.2 thousand people, having decreased by 0.1% (6.6 thousand) from the previous month (June 2018), and increased by 0.3% (15.0 thousand) from three months before (April 2018) and by 2.2% (101.5 thousand) from the same month of 2017. That value corresponds to a nearly null revision of the provisional one released a month ago.

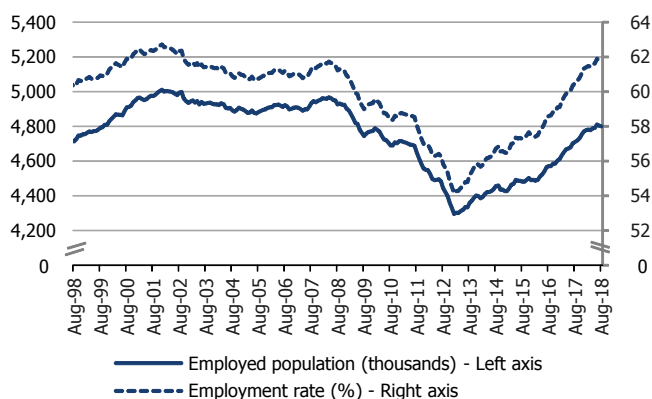
In August 2018, the provisional estimate for the employed population was 4,800.2 thousand people, having decreased by 0.1% (4.0 thousand) from the previous month (July 2018), and increased by 0.2% (9.6 thousand) from three months before (May 2018) and by 1.9% (89.9 thousand) from the same period of 2017.

The employment rate was 61.8%, having remained unchanged from the previous month's level. Comparing

⁽¹⁾ In the estimates published on this Press Release, obtained as described in the technical note (annex), it was considered the population aged 15 to 74 and the values were seasonally adjusted (unless otherwise stated).

to three months before, the rate increased by 0.2 percentage points (p.p.), and from August 2017 it was observed an increase of 1.3 p.p..

Figure 1: Employed population and employment rate
(seasonally adjusted data)



Note: The August 2018 estimates are provisional.

B. Unemployed population and unemployment rate

In July 2018, the unemployed population estimate was 350.7 thousand people, having decreased by 0.5% (1.9 thousand) from June 2018, by 4.8% (17.7 thousand) from April 2018, and by 23.8% (109.6 thousand) from July 2017. That value corresponds to a downwards revision of 0.6% (2.2 thousand) of the provisional estimate.

In August 2018, the unemployed population – estimated provisionally at 352.5 thousand people – increased by 0.5% (1.8 thousand) from the previous month (July 2018), and decreased by 3.0% (11.0 thousand) from the value observed three months before (May 2018) and by 22.0% (99.5 thousand) from the same month one year ago.

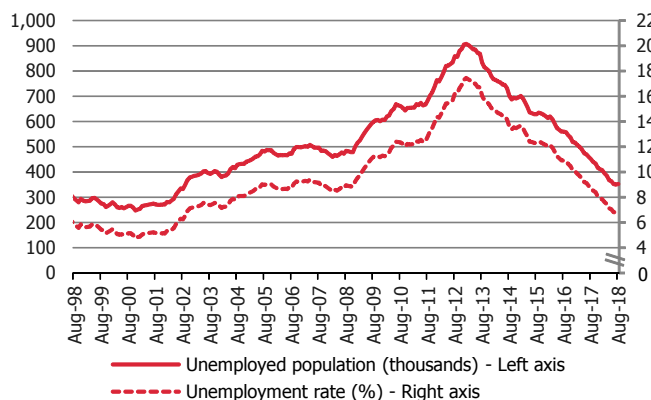
The unemployment rate of July 2018 was estimated at 6.8%, which corresponds to null revision of the

provisional estimate released a month ago, and equals the June's observed value. Only going back to September 2002 it is possible to find a rate lower than this. The previously mentioned unemployment rate remained unchanged from the previous month, and decreased by 0.3 p.p. from three months before and by 2.1 p.p. from one year before.

In August 2018, the provisional estimate for the unemployment rate was 6.8%, having remained unchanged from the previous month's level, and having decreased by 0.3 p.p. from May 2018 and by 2.0 p.p. from August 2017.

The youth and adults' unemployment rates stood at 19.5% and 5.8%, respectively. The former decreased by 0.2 p.p. from the month before, while the latter remained unchanged.

Figure 2: Unemployed population and unemployment rate
(seasonally adjusted data)



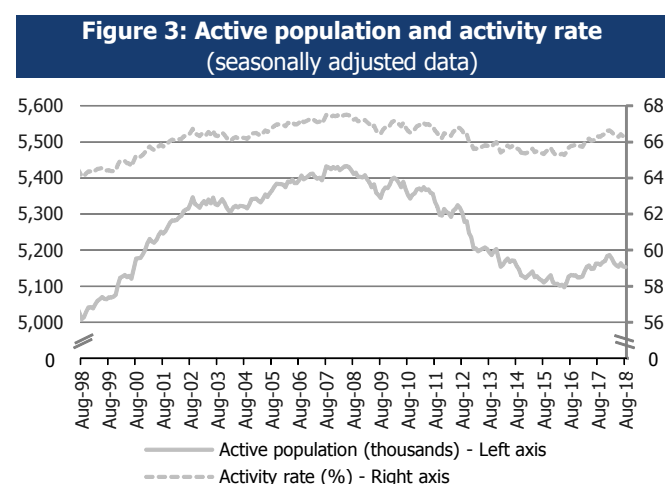
Note: The August 2018 estimates are provisional.

C. Active population and activity rate

In July 2018, the active population estimate was 5,154.9 thousand people, having decreased by 0.2% (8.4 thousand) from the previous month (June 2018), by 0.1% (2.7 thousand) from three months before (April 2018), and by 0.2% (8.1 thousand) from the same month of 2017. That value represents a downwards revision of 2.0 thousand people (to which corresponds a nearly null relative revision) of the provisional one released a month ago.

In August 2018, the provisional estimate for the active population was 5,152.7 thousand people, having decreased by 2.2 thousand (which corresponds to a nearly null relative change) from the previous month (July 2018), by 1.4 thousand (which also corresponds to a nearly null relative change) from three months before (May 2018), and by 0.2% (9.7 thousand) from the same period of 2017.

The activity rate was 66.3%, remaining unchanged from the previous month's level, from three months before and from August 2017.



Note: The August 2018 estimates are provisional.

In summary (Figure 4), in July 2018, the active population monthly decreased by 8.4 thousand people, due both to the decrease of the employed population (6.6 thousand) and of the unemployed population (1.9 thousand).

From three months before, the active population decrease (2.7 thousand) resulted from the decrease in the unemployed population (17.7 thousand) having more than compensated the increase in the employed population (15.0 thousand).

Similarly, the active population reduction from July 2017 by 8.1 thousand people came from the increase in the employed population (101.5 thousand) being smaller than the decrease in the unemployed population (109.6 thousand).

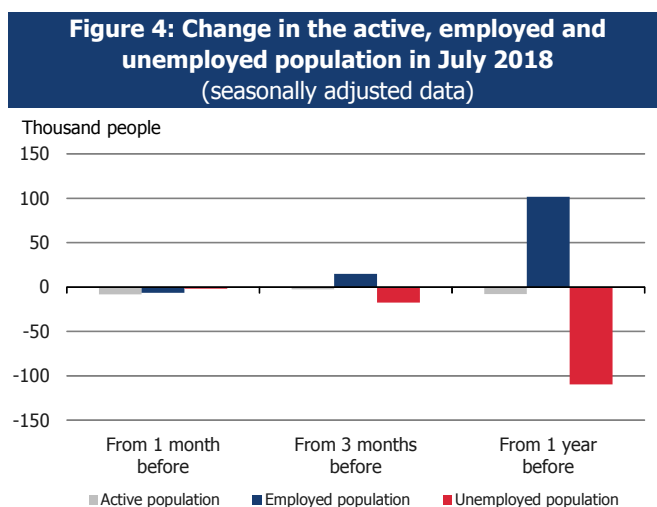


Table 1: Active population and active rate by sex and age group (15 to 74)

	Seasonally adjusted data					Not seasonally adjusted data				
	Aug 2017	May 2018	June 2018	July 2018	Aug 2018 (p)	Aug 2017	May 2018	June 2018	July 2018	Aug 2018 (p)
	Thousands									
Active population (15 to 74)	5,162.4	5,154.1	5,163.3	5,154.9	5,152.7	5,180.6	5,163.3	5,188.4	5,179.1	5,171.8
Men (15 to 74)	2,619.8	2,607.7	2,609.4	2,606.7	2,602.0	2,632.9	2,610.6	2,623.9	2,623.1	2,616.3
Women (15 to 74)	2,542.6	2,546.5	2,553.9	2,548.2	2,550.7	2,547.8	2,552.7	2,564.5	2,556.0	2,555.5
Youth (aged 15 to 24)	371.9	364.7	372.1	375.7	378.3	384.3	356.2	371.0	381.0	390.5
Adults (aged 25 to 74)	4,790.5	4,789.4	4,791.2	4,779.2	4,774.4	4,796.3	4,807.1	4,817.3	4,798.1	4,781.3
%										
Active rate (15 to 74)	66.3	66.3	66.4	66.3	66.3	66.5	66.4	66.8	66.6	66.6
Men (15 to 74)	70.4	70.1	70.2	70.1	70.0	70.7	70.2	70.6	70.6	70.4
Women (15 to 74)	62.6	62.8	63.0	62.9	62.9	62.7	62.9	63.3	63.0	63.0
Youth (aged 15 to 24)	34.1	33.5	34.2	34.5	34.8	35.2	32.7	34.1	35.0	35.9
Adults (aged 25 to 74)	71.6	71.6	71.7	71.5	71.4	71.6	71.9	72.1	71.8	71.5

Source: Statistics Portugal, Labour Force Survey.

Notes: (p) - Provisional estimates.

Table 2: Employed population and employment rate by sex and age group (15 to 74)

	Seasonally adjusted data					Not seasonally adjusted data				
	Aug 2017	May 2018	June 2018	July 2018	Aug 2018 (p)	Aug 2017	May 2018	June 2018	July 2018	Aug 2018 (p)
	Thousands									
Employed population (15 to 74)	4,710.3	4,790.6	4,810.8	4,804.2	4,800.2	4,736.7	4,811.5	4,853.3	4,844.5	4,826.4
Men (15 to 74)	2,406.8	2,434.0	2,441.8	2,440.7	2,434.1	2,425.7	2,441.0	2,463.4	2,464.3	2,452.8
Women (15 to 74)	2,303.5	2,356.6	2,369.0	2,363.6	2,366.1	2,311.0	2,370.5	2,389.9	2,380.2	2,373.6
Youth (aged 15 to 24)	280.1	290.1	299.0	301.7	304.5	291.2	287.0	303.2	310.2	315.6
Adults (aged 25 to 74)	4,430.2	4,500.6	4,511.7	4,502.5	4,495.8	4,445.5	4,524.5	4,550.0	4,534.3	4,510.8
%										
Employment rate (15 to 74)	60.5	61.6	61.9	61.8	61.8	60.8	61.9	62.4	62.3	62.1
Men (15 to 74)	64.6	65.4	65.7	65.6	65.5	65.1	65.6	66.3	66.3	66.0
Women (15 to 74)	56.7	58.1	58.4	58.3	58.4	56.9	58.5	58.9	58.7	58.6
Youth (aged 15 to 24)	25.7	26.6	27.5	27.7	28.0	26.7	26.4	27.9	28.5	29.0
Adults (aged 25 to 74)	66.2	67.3	67.5	67.4	67.3	66.4	67.7	68.1	67.8	67.5

Source: Statistics Portugal, Labour Force Survey.

Note: (p) - Provisional estimates.

Table 3: Unemployed population and unemployment rate by sex and age group (15 to 74)

	Seasonally adjusted data					Not seasonally adjusted data				
	Aug 2017	May 2018	June 2018	July 2018	Aug 2018 (p)	Aug 2017	May 2018	June 2018	July 2018	Aug 2018 (p)
	Thousands									
Unemployed population (15 to 74)	452.0	363.5	352.6	350.7	352.5	444.0	351.8	335.1	334.6	345.4
Men (15 to 74)	213.0	173.6	167.7	166.1	167.9	207.2	169.6	160.5	158.8	163.4
Women (15 to 74)	239.1	189.9	184.9	184.6	184.6	236.8	182.2	174.6	175.8	181.9
Youth (aged 15 to 24)	91.7	74.6	73.1	74.0	73.9	93.2	69.2	67.8	70.8	74.9
Adults (aged 25 to 74)	360.3	288.9	279.5	276.7	278.6	350.8	282.6	267.3	263.8	270.4
	%									
Unemployment rate (15 to 74)	8.8	7.1	6.8	6.8	6.8	8.6	6.8	6.5	6.5	6.7
Men (15 to 74)	8.1	6.7	6.4	6.4	6.5	7.9	6.5	6.1	6.1	6.2
Women (15 to 74)	9.4	7.5	7.2	7.2	7.2	9.3	7.1	6.8	6.9	7.1
Youth (aged 15 to 24)	24.7	20.5	19.6	19.7	19.5	24.2	19.4	18.3	18.6	19.2
Adults (aged 25 to 74)	7.5	6.0	5.8	5.8	5.8	7.3	5.9	5.5	5.5	5.7

Source: Statistics Portugal, Labour Force Survey.

Notes: (p) - Provisional estimates.

TECHNICAL NOTE

Labour Force Survey

The main purpose of the Labour Force Survey is to characterise the population in terms of the labour market. It is a quarterly sample survey, addressed to families occupying the same dwelling in the national territory, which makes available quarterly and annual data.

Most of the characteristics observed in this survey report to the situation in one pre-defined week (from Monday to Sunday), known as reference week. The reference weeks are uniformly distributed throughout the quarters and years. The interviews usually take place in the week following the reference week.

The information is obtained directly, through computer-assisted interview, by using a mixed data collection mode: the initial interview is done face-to-face by an interviewer visiting the household and the other five interviews are done by telephone, if certain requirements are met.

Published data were calibrated by using the population estimates calculated from the final results of Census 2011.

Monthly Employment and Unemployment Estimates

In 2014, Statistics Portugal initiated a monthly release of Labour Force Survey estimates for the main labour market indicators in addition to the usual quarterly estimates releases.

With this initiative, Statistics Portugal intends to provide to users monthly updated information on labour market recent developments, allowing, at the same time, a more complete reading picture than that provided so far by Eurostat in its monthly releases of the unemployed population and unemployment rate estimates for Portugal. With this dissemination, Statistics Portugal satisfies also a specific requirement from the PEEIs (Principal European Economic Indicators).

Taking advantage of the continuous nature of the Labour Force Survey collection process, it is possible to monthly obtain estimates related to successive sets of three months (moving quarters), assuring consistency with the quarterly released estimates.

The monthly estimates refer to *centred* moving quarters, where the reference month (m) corresponds to the central month of each moving quarter. In fact, the reference month of each Press Release corresponds to the central month of the quarter composed by $m-1$, m and $m+1$ months. As a consequence, the monthly changes are calculated on values that contain common months. Therefore, the comparison of moving quarters without common months should be done in relation to reference months three months earlier.

The option for disseminating centred moving quarters series aimed at avoiding delays in the detection of turning points in the economic cycle that arise from the use of simple moving averages, but it implies that the estimates for the latest released moving quarter are provisional (see "Revisions" section below).

As estimates of centred moving quarters, the values (not seasonally adjusted) of the reference months February, May, August and November of each year correspond to the estimates of the 1st, 2nd, 3rd and 4th natural quarters, respectively, whose results are published and analyzed with greater detail in the quarterly releases of the Labour Force Survey estimates.

The estimates for the last reference month are always provisional, as they correspond to a moving quarter where for the third month the data collection is not completed yet. In fact, for the first two months ($m-1$ and m) the data collection from the Labour Force Survey is already completed, while for the third month ($m+1$) only partially collected data are available.

In this context, in each monthly Press Release the provisional estimates for the reference month and the definitive estimates for the previous months are published.

(to be continued)

(continuation)

Information available

The data series selected for monthly releases refer to both employed and unemployed population, by sex and age group, and to the corresponding rates. In relation to these data series, it should be noted the following:

- For the purpose of creating long monthly data series needed for subsequent adjustment of seasonality, the two latest data series of the Labour Force Survey (from 1998 to 2010; from 2011 onwards) were previously linked.
- Unless otherwise stated, the data series analyzed in this Press Release are seasonally adjusted. For this reason, the analysis focuses on the comparison with the most recent periods. As agreed, Eurostat started using these estimates in its unemployment monthly releases. The original data series (not seasonally adjusted; as in the Statistics Portugal quarterly releases), are available in Tables 1 and 2 of the annex and at the Statistics Portugal Portal (www.ine.pt).
- The indicators analyzed in this Press Release were calculated for the age subgroup of those aged 15 to 74 (as in the Eurostat News Release), which differs from the criterion adopted at the Statistics Portugal quarterly releases (people aged 15 and over, in line with the concepts in force of the International Labour Organization).

The back series for all the released and analyzed indicators in this Press Release, since February 1998 (quarter from January to March 1998), are available at the Statistics Portugal Portal.

Due to rounding, totals may not correspond exactly to the sum of the parts.

Revisions

The monthly released data are subject to revisions, as previously mentioned. The revisions come from obtaining the definitive estimates for the previous month (moving quarter) due to the conclusion of its last month collection process. In addition, the revisions also come from the updating of the seasonally adjusted data series whenever a new observation is added. Therefore, in each Press Release the not seasonally adjusted definitive estimates for the previous reference month are published.

The impact of those revisions, measured by the difference between the estimates now released for July 2018 (definitive estimates) and the ones for that month published in the last Press Release, is the following:

Revision of July 2018 estimates - main indicators			
	Unit	Seasonally adjusted data	Not seasonally adjusted data
Active population (15 to 74)		- 2.0	- 1.3
Employed population (15 to 74)	Thousands	0.2	1.3
Unemployed population (15 to 74)		- 2.2	- 2.6
Employment rate (15 to 74)		0.0	0.0
Unemployment rate (15 to 74)		0.0	0.0
Men's unemployment rate (15 to 74)	p.p.	- 0.1	- 0.1
Women's unemployment rate (15 to 74)		0.0	0.1
Youth unemployment rate (15 to 24)		- 0.6	- 0.5
Adults' unemployment rate (25 to 74)		0.0	0.0

In July 2018, the null revision of the seasonally adjusted unemployment rate was followed by also null revisions for women and adults. The null revision of the unemployment rate was followed by the downwards revision of the unemployed population (-2.2 thousand; -0.6%) and by a practically null revision of the employed population.

(to be continued)

(continuation)

Some concepts

Unemployed: person aged 15 and 74 who, during the reference period, was simultaneously in the following situations:

- without work, i.e. was not in paid employment or self-employment;
- seeking work, i.e. had taken specific steps in a specified recent period (reference period or the three previous weeks) to seek paid employment or self-employment; and
- currently available for work, i.e. was available for paid employment or self-employment during the reference period.

Employed: person aged 15 and over who, during the reference period, was in one of the following situations:

- did any work for pay or profit for at least one hour, including a familiar gain in money or gender;
- was not working but had jobs from which was temporarily absent;
- had a business, but was temporarily not working for a specific reason;
- was in a pre-retirement situation while working.

Unemployment rate: ratio between the unemployed population and the labour force.

$U.R. (\%) = (\text{Unemployed population} / \text{Labour force}) \times 100$

Employment rate (15 and over): ratio between the employed population and the working age total population (15 and over).

$E.R. (\%) = (\text{Employed population} / \text{Total population 15 and over}) \times 100$

For the indicators selected for monthly dissemination, it was considered the age subgroup of those aged 15 to 74.

For a more detailed definition of the concepts and methodological features of this statistical operation, consult the [Labour Force Survey](#) or the [Monthly Employment and Unemployment Estimates](#) methodological documents (both only in Portuguese) available at the Statistics Portugal website.

Next Press Release:

30 October 2018: "Monthly Employment and Unemployment Statistics – September 2018".

31 October 2018: Eurostat News Release.