

30 July 2018

Monthly Employment and Unemployment Estimates June 2018

May unemployment rate at 7.0%

The May 2018 unemployment rate was 7.0%, down 0.1 percentage points (p.p.) from the previous month's level, 0.6 p.p. from three months before and 2.2 p.p. from the same month of 2017. That value corresponds to a downwards revision of 0.3 p.p. from the provisional estimate released one month ago and only going back to October 2002 it is possible to find a lower unemployment rate.

Statistics Portugal estimates that the May unemployed population was 362.8 thousand people, having decreased by 1.4% from the previous month's level (5.1 thousand fewer people). The employed population estimate was 4,791.8 thousand people, having increased by 1.7 thousand (which corresponds to a nearly null relative change) from the previous month's level.

The provisional unemployment rate estimate for June 2018 was 6.7%. For this month, the provisional estimate for the unemployed population was 347.1 thousand people and that for the employed population was 4,805.0 thousand people.

Monthly Employment and Unemployment Estimates								
Main indicators								
	Unit	Seasonally adjusted data						
		May 2017	June 2017	Feb 2018	Mar 2018	Apr 2018	May 2018	June 2018 (p)
Active population (15 to 74)		5,147.5	5,150.5	5,178.0	5,164.1	5,157.9	5,154.6	5,152.1
Employed population (15 to 74)	Thousands	4,673.9	4,680.9	4,783.3	4,779.3	4,790.1	4,791.8	4,805.0
Unemployed population (15 to 74)		473.6	469.7	394.7	384.8	367.9	362.8	347.1
Employment rate (15 to 74)	%	60.0	60.1	61.5	61.4	61.6	61.6	61.8
Unemployment rate (15 to 74)		9.2	9.1	7.6	7.5	7.1	7.0	6.7

Source: Statistics Portugal, Labour Force Survey.

Note: (p) - Provisional estimates.

A. Employed population and employment rate ⁽¹⁾

In May 2018, the employed population estimate was 4,791.8 thousand people, having increased by 1.7 thousand (which corresponds to a nearly null relative change) from the previous month (April 2018), by 0.2% (8.5 thousand) from three months before (February 2018) and by 2.5% (117.9 thousand) from

the same month of 2017. That value was revised 0.3% (12.3 thousand) from the provisional one released a month ago.

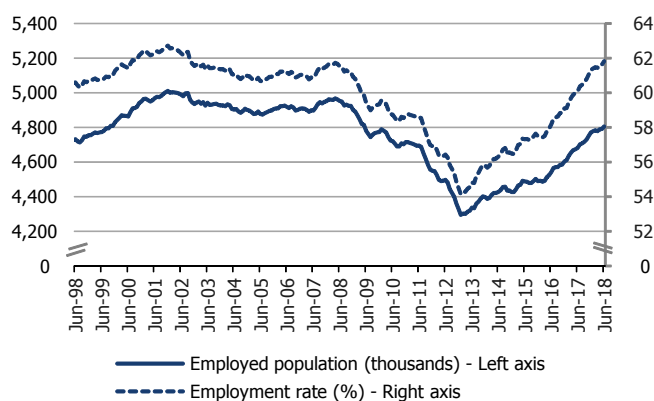
In June 2018, the provisional estimate for the employed population was 4,805.0 thousand people, having increased by 0.3% (13.2 thousand) from the previous month (May 2018), by 0.5% (25.7 thousand) from

⁽¹⁾ In the estimates published on this Press Release, obtained as described in the technical note (annex), it was considered the population aged 15 to 74 and the values were seasonally adjusted (unless otherwise stated).

three months before (March 2018) and by 2.7% (124.1 thousand) from the same period of 2017.

The employment rate was 61.8%, having decreased by 0.2 percentage points (p.p.) from the previous month's level, by 0.4 p.p. from three months before, and by 1.7 p.p. from June 2017.

Figure 1: Employed population and employment rate
(seasonally adjusted data)



Note: The June 2018 estimates are provisional.

B. Unemployed population and unemployment rate

In May 2018, the unemployed population estimate was 362.8 thousand people, having decreased by 1.4% (5.1 thousand) from April 2018, by 8.1% (31.9 thousand) from February 2018, and by 23.4% (110.8 thousand) from May 2017. That value was revised downwards by 3.4% (12.8 thousand).

In June 2018, the unemployed population – estimated provisionally at 347.1 thousand people – decreased by 4.3% (15.7 thousand) from the previous month (May 2018), by 9.8% (37.7 thousand) from the value observed three months before (March 2018) and by

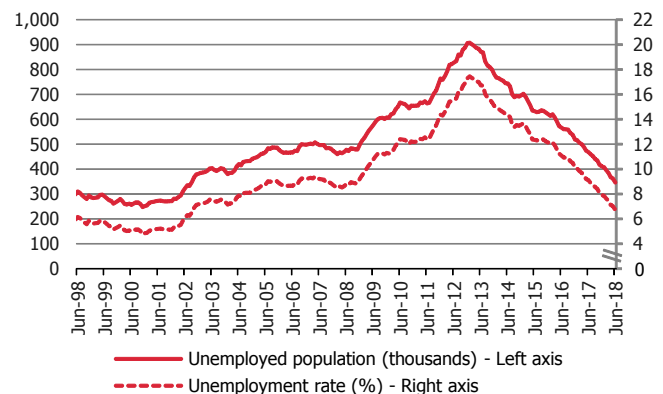
26.1% (122.6 thousand) from the same month one year ago.

The unemployment rate of May 2018 was estimated at 7.0%, which corresponds to a downwards revision of 0.3 p.p. from the provisional estimate released a month ago. Only going back to October 2002 it is possible to find a rate lower than this. The previously mentioned unemployment rate decreased by 0.1 p.p. from the previous month⁽²⁾, by 0.6 p.p. from three months before, and by 2.2 p.p. from one year before.

In June 2018, the provisional estimate for the unemployment rate was 6.7%, having decreased by 0.3 p.p. from the previous month's level, by 0.8 p.p. from March 2018 and by 2.4 p.p. from June 2017.

The youth and adults' unemployment rate stood at 19.6% and 5.8%, respectively. Both decreased from the month before (by 0.9 p.p. and by 0.2 p.p. respectively).

Figure 2: Unemployed population and unemployment rate
(seasonally adjusted data)



Note: The June 2018 estimates are provisional.

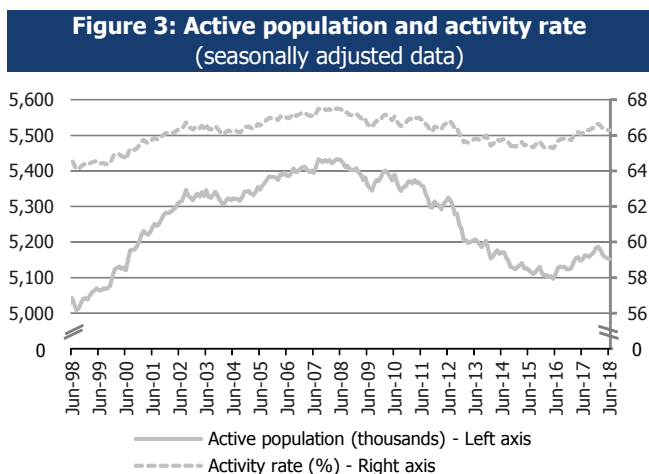
⁽²⁾ The unemployment rate of April 2018, as a result of the seasonal adjustment only (see Technical Note), went from 7.2% to 7.1%.

C. Active population and activity rate

In May 2018, the active population estimate was 5,154.6 thousand people, having decreased by 0.1% (3.3 thousand) from the previous month (April 2018), by 0.5% (23.4 thousand) from three months before (February 2018), and by 0.1% (7.1 thousand) from the same month of 2017. That value remained practically unchanged from the provisional one released a month ago.

In June 2018, the provisional estimate for the active population was 5,152.1 thousand people, having decreased by 2.5 thousand (which corresponds to a nearly null relative change) from the previous month (May 2018) and by 0.2% (12.0 thousand) from three months before (March 2018), while having increased by 1.6 thousand (which corresponds to a nearly null relative change) from the same period of 2017.

The activity rate was 66.3%, remaining unchanged from the previous month's level, having decreased by 0.1 p.p. from three months before, and increased 0.2 p.p. from June 2017.



Note: The June 2018 estimates are provisional.

In summary (Figure 4), in May 2018, the active population monthly decreased by 3.3 thousand people, due the decrease of the unemployed population (5.1 thousand), which more than compensated for the increase in the employed population (1.7 thousand).

Similarly, from three months before, the active population decrease (23.4 thousand) resulted from the decrease in the unemployed population (31.9 thousand) being larger than the increase in the employed population (8.5 thousand).

On the other hand, the active population growth, from May 2017 by 7.1 thousand people, came from the increase in the employed population (117.9 thousand), being larger than the decrease in the unemployed population (110.8 thousand).

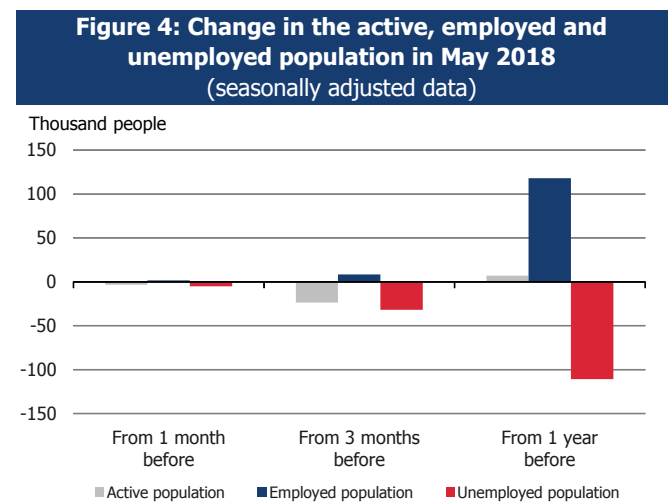


Table 1: Active population and active rate by sex and age group (15 to 74)

	Seasonally adjusted data					Not seasonally adjusted data				
	June 2017	Mar 2018	Apr 2018	May 2018	June 2018 (p)	June 2017	Mar 2018	Apr 2018	May 2018	June 2018 (p)
	Thousands									
Active population (15 to 74)	5,150.5	5,164.1	5,157.9	5,154.6	5,152.1	5,169.6	5,155.8	5,160.3	5,163.3	5,174.9
Men (15 to 74)	2,624.1	2,623.2	2,614.8	2,607.7	2,602.4	2,635.0	2,614.0	2,612.7	2,610.6	2,615.8
Women (15 to 74)	2,526.5	2,540.9	2,543.2	2,546.9	2,549.7	2,534.7	2,541.8	2,547.6	2,552.7	2,559.1
Youth (aged 15 to 24)	369.0	366.2	363.7	364.2	366.5	366.9	361.8	357.6	356.2	365.6
Adults (aged 25 to 74)	4,781.6	4,798.0	4,794.2	4,790.4	4,785.6	4,802.8	4,794.0	4,802.6	4,807.1	4,809.3
	%									
Active rate (15 to 74)	66.1	66.4	66.3	66.3	66.3	66.4	66.3	66.4	66.4	66.6
Men (15 to 74)	70.4	70.5	70.3	70.1	70.0	70.7	70.3	70.2	70.2	70.3
Women (15 to 74)	62.2	62.6	62.7	62.8	62.9	62.4	62.7	62.8	62.9	63.1
Youth (aged 15 to 24)	33.8	33.6	33.4	33.5	33.7	33.6	33.2	32.8	32.7	33.6
Adults (aged 25 to 74)	71.4	71.7	71.7	71.6	71.6	71.7	71.7	71.8	71.9	71.9

Source: Statistics Portugal, Labour Force Survey.

Notes: (p) - Provisional estimates.

Table 2: Employed population and employment rate by sex and age group (15 to 74)

	Seasonally adjusted data					Not seasonally adjusted data				
	June 2017	Mar 2018	Apr 2018	May 2018	June 2018 (p)	June 2017	Mar 2018	Apr 2018	May 2018	June 2018 (p)
	Thousands									
Employed population (15 to 74)	4,680.9	4,779.3	4,790.1	4,791.8	4,805.0	4,719.8	4,760.0	4,790.3	4,811.5	4,844.7
Men (15 to 74)	2,397.0	2,431.3	2,431.3	2,434.6	2,438.9	2,416.9	2,414.7	2,426.8	2,441.0	2,458.9
Women (15 to 74)	2,283.8	2,348.0	2,358.7	2,357.2	2,366.1	2,302.8	2,345.3	2,363.5	2,370.5	2,385.9
Youth (aged 15 to 24)	281.0	286.4	289.1	289.7	294.7	285.3	282.1	285.6	287.0	299.0
Adults (aged 25 to 74)	4,399.8	4,492.9	4,501.0	4,502.2	4,510.3	4,434.5	4,477.9	4,504.8	4,524.5	4,545.7
	%									
Employment rate (15 to 74)	60.1	61.4	61.6	61.6	61.8	60.6	61.2	61.6	61.9	62.3
Men (15 to 74)	64.3	65.3	65.4	65.5	65.6	64.9	64.9	65.2	65.6	66.1
Women (15 to 74)	56.2	57.9	58.2	58.1	58.4	56.7	57.8	58.3	58.5	58.8
Youth (aged 15 to 24)	25.7	26.3	26.5	26.6	27.1	26.1	25.9	26.2	26.4	27.5
Adults (aged 25 to 74)	65.7	67.2	67.3	67.3	67.5	66.2	67.0	67.4	67.7	68.0

Source: Statistics Portugal, Labour Force Survey.

Note: (p) - Provisional estimates.

Table 3: Unemployed population and unemployment rate by sex and age group (15 to 74)

	Seasonally adjusted data					Not seasonally adjusted data					
	June 2017	Mar 2018	Apr 2018	May 2018	June 2018 (p)	June 2017	Mar 2018	Apr 2018	May 2018	June 2018 (p)	
	Thousands										
Unemployed population (15 to 74)	469.7	384.8	367.9	362.8	347.1	449.9	395.8	370.0	351.8	330.2	
Men (15 to 74)	227.0	191.9	183.4	173.0	163.5	218.0	199.3	185.9	169.6	156.9	
Women (15 to 74)	242.6	192.9	184.4	189.7	183.6	231.8	196.5	184.1	182.2	173.2	
Youth (aged 15 to 24)	87.9	79.8	74.6	74.5	71.8	81.6	79.7	72.1	69.2	66.5	
Adults (aged 25 to 74)	381.7	305.1	293.3	288.2	275.4	368.3	316.1	297.9	282.6	263.6	
	%										
Unemployment rate (15 to 74)	9.1	7.5	7.1	7.0	6.7	8.7	7.7	7.2	6.8	6.4	
Men (15 to 74)	8.7	7.3	7.0	6.6	6.3	8.3	7.6	7.1	6.5	6.0	
Women (15 to 74)	9.6	7.6	7.3	7.4	7.2	9.1	7.7	7.2	7.1	6.8	
Youth (aged 15 to 24)	23.8	21.8	20.5	20.5	19.6	22.2	22.0	20.2	19.4	18.2	
Adults (aged 25 to 74)	8.0	6.4	6.1	6.0	5.8	7.7	6.6	6.2	5.9	5.5	

Source: Statistics Portugal, Labour Force Survey.

Notes: (p) - Provisional estimates.

TECHNICAL NOTE

Labour Force Survey

The main purpose of the Labour Force Survey is to characterise the population in terms of the labour market. It is a quarterly sample survey, addressed to families occupying the same dwelling in the national territory, which makes available quarterly and annual data.

Most of the characteristics observed in this survey report to the situation in one pre-defined week (from Monday to Sunday), known as reference week. The reference weeks are uniformly distributed throughout the quarters and years. The interviews usually take place in the week following the reference week.

The information is obtained directly, through computer-assisted interview, by using a mixed data collection mode: the initial interview is done face-to-face by an interviewer visiting the household and the other five interviews are done by telephone, if certain requirements are met.

Published data were calibrated by using the population estimates calculated from the final results of Census 2011.

Monthly Employment and Unemployment Estimates

In 2014, Statistics Portugal initiated a monthly release of Labour Force Survey estimates for the main labour market indicators in addition to the usual quarterly estimates releases.

With this initiative, Statistics Portugal intends to provide to users monthly updated information on labour market recent developments, allowing, at the same time, a more complete reading picture than that provided so far by Eurostat in its monthly releases of the unemployed population and unemployment rate estimates for Portugal. With this dissemination, Statistics Portugal satisfies also a specific requirement from the PEEIs (Principal European Economic Indicators).

Taking advantage of the continuous nature of the Labour Force Survey collection process, it is possible to monthly obtain estimates related to successive sets of three months (moving quarters), assuring consistency with the quarterly released estimates.

The monthly estimates refer to *centred* moving quarters, where the reference month (m) corresponds to the central month of each moving quarter. In fact, the reference month of each Press Release corresponds to the central month of the quarter composed by $m-1$, m and $m+1$ months. As a consequence, the monthly changes are calculated on values that contain common months. Therefore, the comparison of moving quarters without common months should be done in relation to reference months three months earlier.

The option for disseminating centred moving quarters series aimed at avoiding delays in the detection of turning points in the economic cycle that arise from the use of simple moving averages, but it implies that the estimates for the latest released moving quarter are provisional (see "Revisions" section below).

As estimates of centred moving quarters, the values (not seasonally adjusted) of the reference months February, May, August and November of each year correspond to the estimates of the 1st, 2nd, 3rd and 4th natural quarters, respectively, whose results are published and analyzed with greater detail in the quarterly releases of the Labour Force Survey estimates.

The estimates for the last reference month are always provisional, as they correspond to a moving quarter where for the third month the data collection is not completed yet. In fact, for the first two months ($m-1$ and m) the data collection from the Labour Force Survey is already completed, while for the third month ($m+1$) only partially collected data are available.

In this context, in each monthly Press Release the provisional estimates for the reference month and the definitive estimates for the previous months are published.

(to be continued)

(continuation)

Information available

The data series selected for monthly releases refer to both employed and unemployed population, by sex and age group, and to the corresponding rates. In relation to these data series, it should be noted the following:

- For the purpose of creating long monthly data series needed for subsequent adjustment of seasonality, the two latest data series of the Labour Force Survey (from 1998 to 2010; from 2011 onwards) were previously linked.
- Unless otherwise stated, the data series analyzed in this Press Release are seasonally adjusted. For this reason, the analysis focuses on the comparison with the most recent periods. As agreed, Eurostat started using these estimates in its unemployment monthly releases. The original data series (not seasonally adjusted; as in the Statistics Portugal quarterly releases), are available in Tables 1 and 2 of the annex and at the Statistics Portugal Portal (www.ine.pt).
- The indicators analyzed in this Press Release were calculated for the age subgroup of those aged 15 to 74 (as in the Eurostat News Release), which differs from the criterion adopted at the Statistics Portugal quarterly releases (people aged 15 and over, in line with the concepts in force of the International Labour Organization).

The back series for all the released and analyzed indicators in this Press Release, since February 1998 (quarter from January to March 1998), are available at the Statistics Portugal Portal.

Due to rounding, totals may not correspond exactly to the sum of the parts.

Revisions

The monthly released data are subject to revisions, as previously mentioned. The revisions come from obtaining the definitive estimates for the previous month (moving quarter) due to the conclusion of its last month collection process. In addition, the revisions also come from the updating of the seasonally adjusted data series whenever a new observation is added. Therefore, in each Press Release the not seasonally adjusted definitive estimates for the previous reference month are published.

The impact of those revisions, measured by the difference between the estimates now released for May 2018 (definitive estimates) and the ones for that month published in the last Press Release, is the following:

Revision of May 2018 estimates - main indicators			
	Unit	Seasonally adjusted data	Not seasonally adjusted data
Active population (15 to 74)		- 0.5	0.3
Employed population (15 to 74)	Thousands	12.3	12.5
Unemployed population (15 to 74)		- 12.8	- 12.2
Employment rate (15 to 74)		0.1	0.2
Unemployment rate (15 to 74)		- 0.3	- 0.3
Men's unemployment rate (15 to 74)		- 0.4	- 0.3
Women's unemployment rate (15 to 74)	p.p.	- 0.2	- 0.2
Youth unemployment rate (15 to 24)		- 0.3	- 0.3
Adults' unemployment rate (25 to 74)		- 0.3	- 0.2

In May 2018, the downwards revision of the seasonally adjusted unemployment rate (-0.3 p.p.) was followed also by downwards revisions in all groups under analysis. The downwards revision of the unemployment rate was followed by the downwards revision of the unemployed population (-12.8 thousand; -3.4%) and by the upwards revision of the employed population (+12.3 thousand; +0.3%).

(to be continued)

(continuation)

Some concepts

Unemployed: person aged 15 and 74 who, during the reference period, was simultaneously in the following situations:

- without work, i.e. was not in paid employment or self-employment;
- seeking work, i.e. had taken specific steps in a specified recent period (reference period or the three previous weeks) to seek paid employment or self-employment; and
- currently available for work, i.e. was available for paid employment or self-employment during the reference period.

Employed: person aged 15 and over who, during the reference period, was in one of the following situations:

- did any work for pay or profit for at least one hour, including a familiar gain in money or gender;
- was not working but had jobs from which was temporarily absent;
- had a business, but was temporarily not working for a specific reason;
- was in a pre-retirement situation while working.

Unemployment rate: ratio between the unemployed population and the labour force.

U.R. (%) = (Unemployed population / Labour force) x 100

Employment rate (15 and over): ratio between the employed population and the working age total population (15 and over).

E.R. (%) = (Employed population / Total population 15 and over) x 100

For the indicators selected for monthly dissemination, it was considered the age subgroup of those aged 15 to 74.

For a more detailed definition of the concepts and methodological features of this statistical operation, consult the [Labour Force Survey](#) or the [Monthly Employment and Unemployment Estimates](#) methodological documents (both only in Portuguese) available at the Statistics Portugal website.

Next Press Release:

30 August 2018: "Monthly Employment and Unemployment Statistics – July 2018".

31 August 2018: Eurostat News Release.