

16 July 2018

Construction and Housing Statistics 2017

Building permits and completed works increased around 10%

In 2017 the number of building permits in Portugal increased by 9.9% (+11.4% in 2016), corresponding to 18.6 thousand buildings. The total number of dwelling permits (21.3 thousand) increased by 17.5% (+37.3% in 2016). Building requalification works decreased by 0.6% (+7.5% in 2016), having also reduced its weight in total permits: from 27.4% in 2016 to 24.8% in 2017.

A total of 14.1 thousand buildings were completed in 2017, increasing by 9.7% vis-à-vis the previous year (+13.0% in 2016). The number of dwellings completed (around 13.4 thousand) increased by 12.1% (+30.7% in 2016). Requalification works completed increased by 4.9% (+5.8% in 2016), having their total weight decreased 1.4 p.p. to 29.6% in 2017.

With the publication "[Construction and Housing Statistics 2017](#)", Statistics Portugal disseminates a wide range of indicators on construction and housing in Portugal, updated for 2017.

Based on the Indicators System of Urban Operations (SIUO), this publication presents the Dwelling Stock Estimates 2011-2017 and indicators on Completed Construction Works and Building Permits in 2017.

This publication also includes information on Housing Market and commercial properties: sales of residential dwellings; house prices; values of housing bank appraisals; house rental values at local level; construction costs evolution and; commercial property price index.

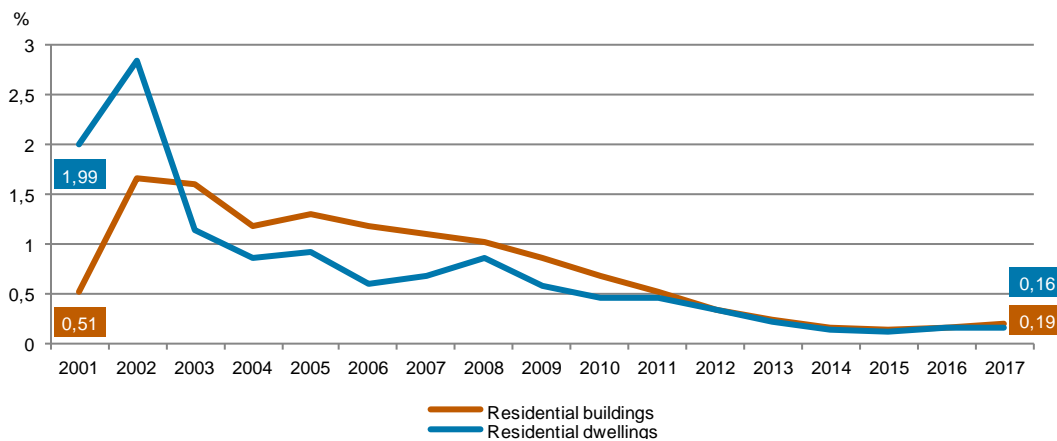


SIOU – Indicators System of Urban Operations

i) Dwelling sock estimates

In 2017 there were around 3.6 million classic residential buildings and 5.9 million dwellings in Portugal, which represents increases of 0.19% and 0.16%, respectively, vis-à-vis the previous year.

Figure 1 – Annual rate of change on residential buildings and dwellings Portugal (2001-2017)

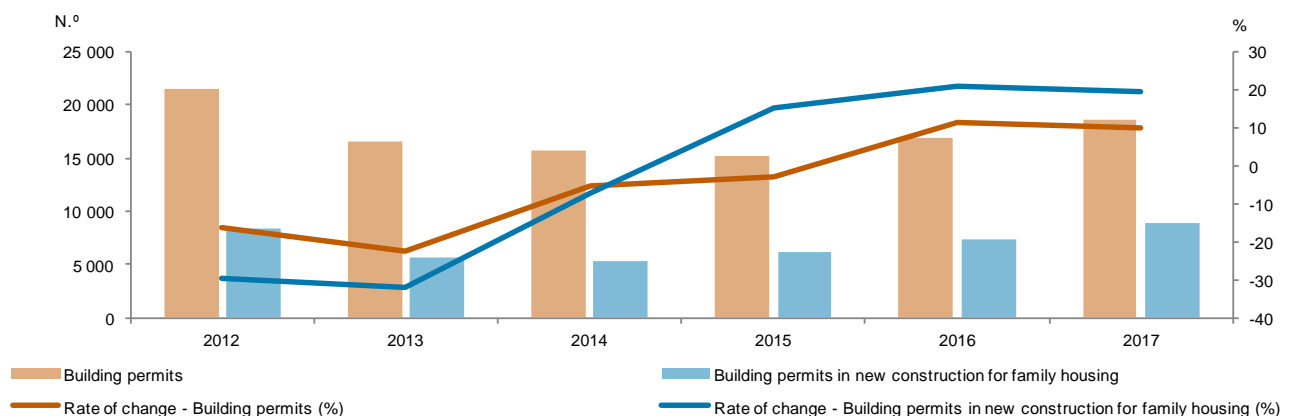


ii) Building permits

The number of building permits in Portugal increased by 9.9% over the previous year (+11.4% in 2016), corresponding to 18 621 buildings. The building permits for new construction strengthened its predominance in 2017, representing 68.0% of total building permits (+3.5 percentage points (p.p.) vis-à-vis 2016). Building requalification works (alterations, enlargements and reconstructions) decreased by 0.6% (+7.5% in 2016), weighting 24.8% of total permits (27.4% in 2016).

The total number of dwelling permits increased by 17.5% (+37.3% in 2016), corresponding to 21,3 thousand dwellings.

Figure 2 – Building permits – Total and in new construction for family housing Portugal (2012-2017)

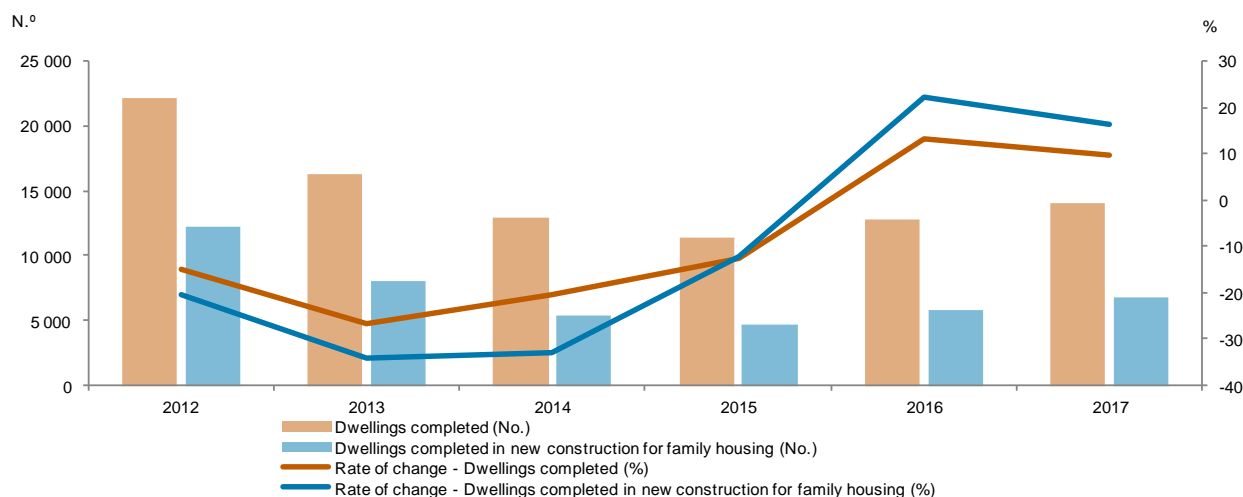


iii) Completed construction works

In 2017, the number of works completed increased by 9.7% vis-à-vis the previous year (+13.0% in 2016), corresponding to 14 073 buildings. The majority were residential buildings (67.7%), of which 71.0% referred to new constructions. The number of requalification works completed increased by 4.9% (+5.8% in 2016) having their total weight decreased 1.4 p.p. to 29.6% in 2017.

The number of dwellings completed (around 13.4 thousand) increased by 12.1% vis-à-vis the previous year (+30.7% in 2016).

Figure 3 –Buildings completed – Total and in new construction for family housing Portugal (2012-2017)



The evolution of the Dwellings Completed Index, based on the number of dwellings completed in 2000, followed the negative construction trend until 2015, with a trend reversal in 2016 and 2017. In 2017, there were less 88.3% of dwellings completed than in the year 2000.

Figure 4 – Dwellings completed index (2001 - 2017) (Year 2000 = 100)

