

Economic Accounts for Forestry

2015

In 2015, the GVA of Forestry increased by 5.8% in value and 3.8% in volume.

In 2016 the trade balance of forest products continued to present a surplus (EUR 2.5 billion)

The Gross Value Added (GVA) of forestry registered a nominal and volume increase of 5.8% and 3.8% in 2015, respectively, maintaining the growth trend observed in recent years. For this GVA evolution the performance of Cork production (+9.1% in value and +6.0% in volume) and, to a lesser extent, Wood (+3.3% in value and +3.7% by volume) were determinant.

In 2016, the trade balance of forest products (which includes not only the materials that are on the perimeter of the Economic Accounts for Forestry but also processed products from the forest) presented a surplus of EUR 2.5 billion that compares with EUR 2.6 billion of 2015. Cork products were the most relevant group, with a trade surplus of 844.7M€.

Statistics Portugal presents the Economic Accounts for Forestry (EAF) for the year 2015, reviewing the 2014 results, released in June 2016, which were provisional.

The figures presented in this press release have a provisional nature for the year 2015, in line with the Portuguese National Accounts, and incorporate information available by 20 June 2017.

In the National Accounts dissemination area (section of Satellite Accounts) of Statistics Portugal website additional tables with more detailed data are available.

1. Main results for 2015

The EAF present a set of variables and economic aggregates that characterize the activities of Forestry and logging, not covering the manufacturing of wood, cork and other forestry products. Under this project, forestry activity covers goods and services such as wood, cork and forest services, including plantations.

In this press release the main items of EAF are analyzed.

1.1 Forestry GVA increased in nominal terms (+5.8%) and in volume (+3.8%)

Forestry GVA presented an upwards trend since 2010 and recorded in the last five years (2011-2015) an average increase of 3.4% in value and 1.9% in volume. In 2015 GVA increased 5.8% in value and 3.8% in volume.

In 2015, the Forestry GVA maintained the same relative weight in national GVA observed in the two previous years (0.6%).

1.2 Forestry output increased in value (+4.2%) and in volume (+3.5%)

Forestry output presented a nominal increase of 4.2%, compared to 2014, as a result of increases in Cork (+9.1%), Wood (+3.3%) and Forestry services output (+2.0%). Thus, cork was the product with the greatest impact on increasing forestry output in 2015.

In structural terms, Cork was the most relevant product in 2000-2004, with a relative weight of 46.2%, but lost importance for Pulp wood since 2005 (42.7% in 2015).

Chart 1. Forestry GVA

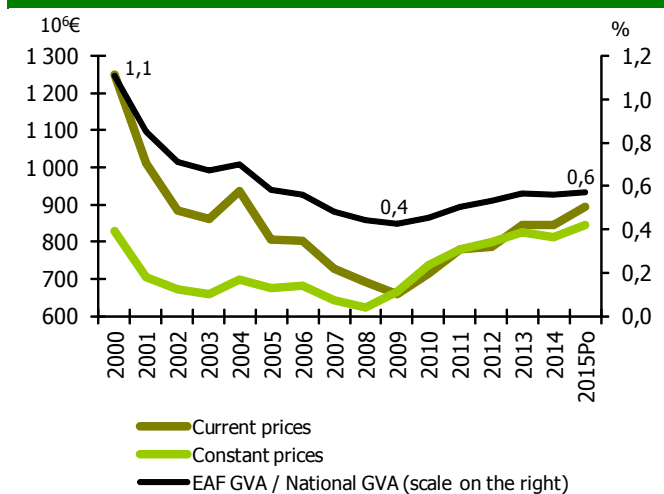
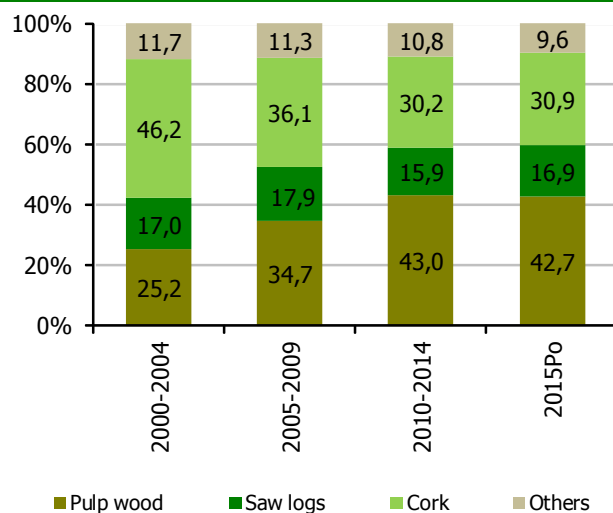


Chart 2. Wood and cork output (evolution of Output structure at current prices)

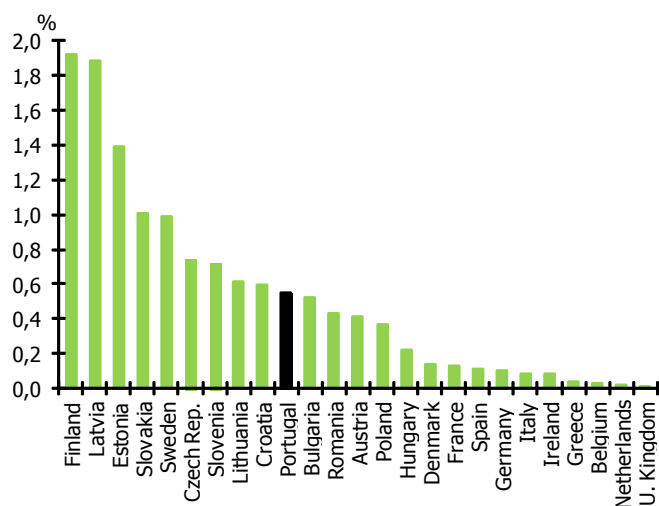


2. International comparisons¹

A comparative analysis of data on Member States (MS) of the European Union (EU) shows that, in 2014 (the latest year with available data for the EU), Portugal stood in 10th place in terms of relative importance of the Forestry GVA in national GVA.

Finland, Latvia and Estonia were the MS with higher relative weight of forestry in national GVA (higher than 1.3%). Mediterranean-oriented countries as France, Spain or Italy presented a lower relative importance (approximately 0.1%).

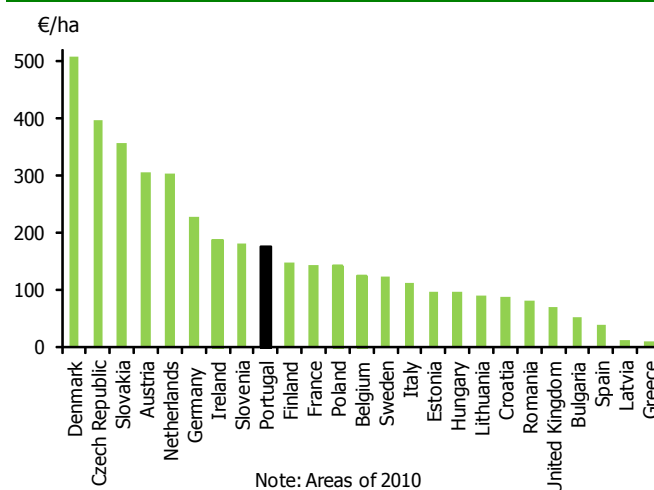
Chart 3. Forestry GVA/national GVA by MS
2014



Analyzing the Forestry GVA by forest area unit, it can be seen that Portugal stood in 9th place, and recorded values higher than Finland and Sweden, but also Mediterranean-oriented countries such as France, Italy

or Spain. In particular, Spain, in spite of having a significant forest area, presented a Forestry GVA per hectare lower than Portugal.

Chart 4. Forestry GVA/Forestry area by MS
2014



Note: Areas of 2010

¹ Data extracted from the Eurostat database on 26st June 2017, related to National Accounts, since more updated data on Economic Accounts for Forestry was not available.
Economic Accounts for Forestry – 2015