

# OCEAN

## SATELLITE ACCOUNT 2020-2023

### OCEAN ECONOMY IN NATIONAL ECONOMY

**4.3% of GVA**  
**10,219 M€**  
2023

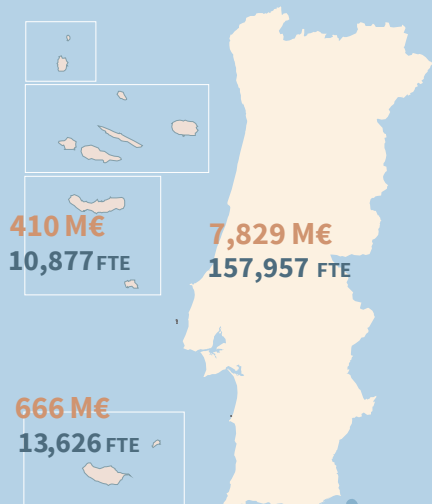
**3.6% of EMPLOYMENT**  
**182,460 FTE\***  
2022

**4.7% of EXPORTS**  
**5,940 M€**  
2023


**6.4% of households CONSUMPTION**  
**9,707 M€**  
2022

\*full time equivalent


#### GVA and EMPLOYMENT, 2022



#### GVA by group, 2023



#### International comparisons (weight of ocean economy GVA in national economy), 2022 (%)



European Commission (2025). The EU Blue Economy Report. 2025

# OCEAN

SATELLITE ACCOUNT 2020-2023



# OCEAN

## SATELLITE ACCOUNT 2020-2023

