

World Pharmacist Day
September 25, 2025

THE NUMBER OF PHARMACISTS DOUBLED IN THE LAST TWO DECADES

In 2024, 17,101 active professionals were registered by the Portuguese Pharmacists Association, of which 63.1% were employed in community pharmacies. There were 1.6 pharmacists per 1,000 inhabitants in the country. The Região de Coimbra and Grande Lisboa concentrated the largest number of pharmacists per 1,000 inhabitants. The male ratio was 25.7 male professionals per 100 female pharmacists.

In 2024, there were 3,123 pharmacies and mobile medicine depots in the country.

In 2024, according to the Pharmacists Association, there were 17,101 pharmacists working in the country (more than double that observed in 2002: 7,962)

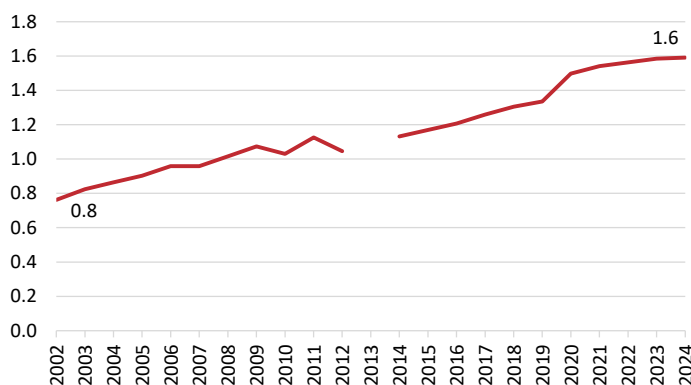
63.1% worked in community pharmacies

79.6% were women

0.9% were foreigners, of which 34.2% were Brazilians

The number of professionals registered by the Pharmacists Association per 1,000 inhabitants doubled between 2002 and 2024

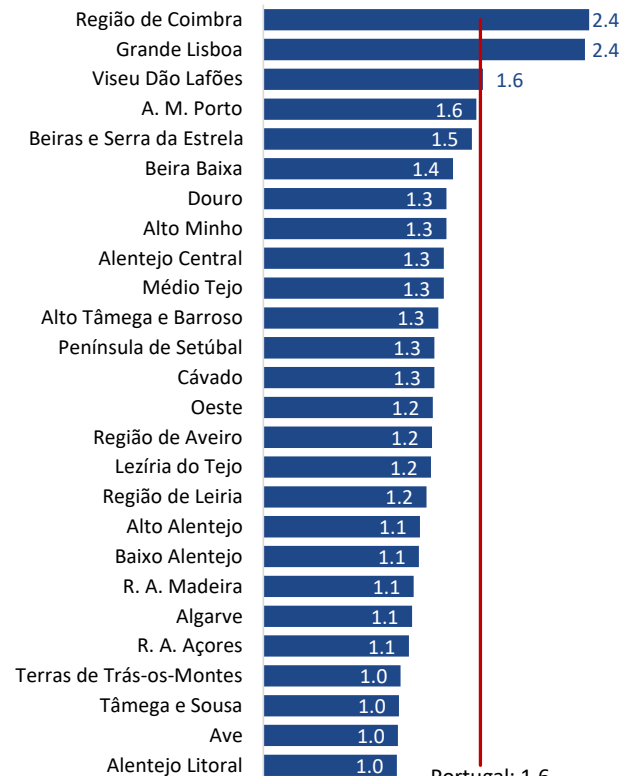
In 2024, there were **1.6 pharmacists per 1,000 inhabitants**



Source: Statistics Portugal, [Health personnel statistics](#).

In 2024, considering the place of activity, Região de Coimbra and Grande Lisboa had the highest ratios of pharmacists per 1,000 inhabitants: 2.4 in both cases; in Viseu Dão Lafões the national average was also exceeded

The Alentejo Litoral and, in the mainland north, Ave, Tâmega e Sousa and Terras de Trás-os-Montes were the regions with the lowest relative number of pharmacists

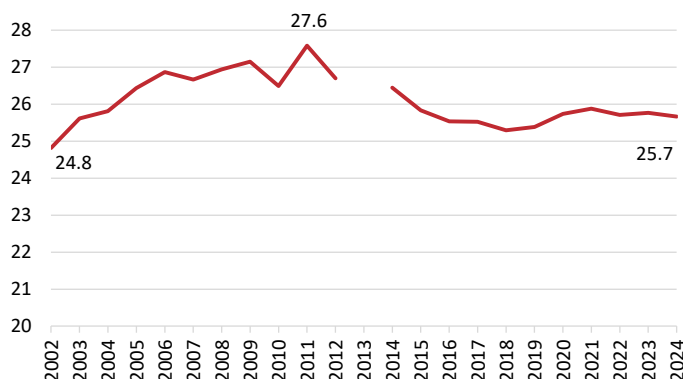




PRESS RELEASE

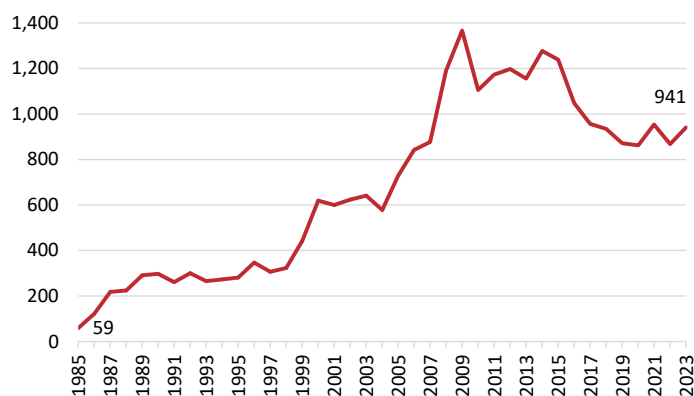


The majority of pharmacists were women, a situation that has been accentuated since 2010: in 2024, there were 25.7 male professionals for every 100 female pharmacists



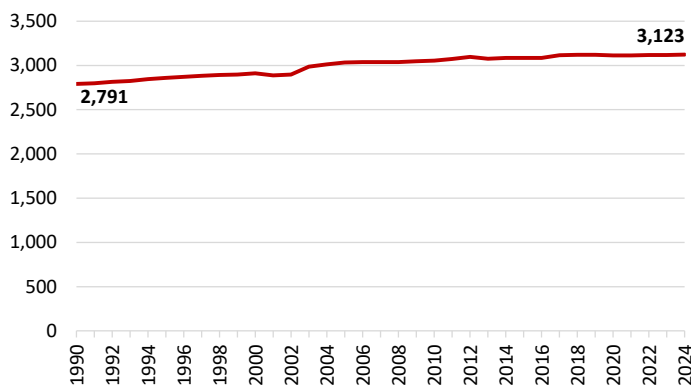
Source: Statistics Portugal, [Health personnel statistics](#).

In 2023, the number of pharmacy graduates in Portugal was 941, that is, 8.90 graduates per 100 thousand inhabitants, almost doubling that observed at the European level (4.53)



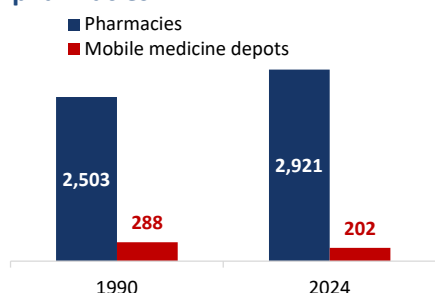
Source: Eurostat [hlth_rs_grd2].

The number of pharmacies and mobile medicine depots increased from 2,791 in 1990 to 3,123 in 2024



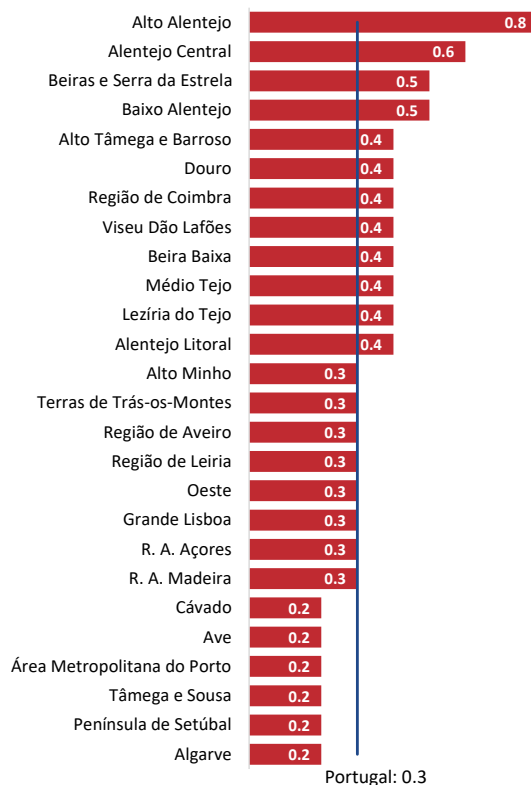
Source: Statistics Portugal, [Pharmacies statistics](#).

Between 1990 and 2024, there was a reduction in the number of mobile medicine depots and an increase in the number of pharmacies



Source: Statistics Portugal, [Pharmacies statistics](#).

In 2024, the number of pharmacies and mobile medicine depots per 1,000 inhabitants was highest in the sub-regions of Alentejo, but also in Beiras and Serra da Estrela



Portugal: 0.3

Source: Statistics Portugal, [Pharmacies statistics](#).