



15 November 2024

VITAL STATISTICS – Monthly data

October 2024

DEATHS, LIVE BIRTHS AND MARRIAGES

MORTALITY DECREASED 2.2% COMPARED TO THE SAME MONTH OF 2023

In October 2024, the number of deaths was 9,086, higher than the number registered in September 2024 (564 more deaths; +6.6%) but lower than that registered in October 2023 (202 less deaths; -2.2%).

In September 2024, 7,376 children were born alive, corresponding to 1.0% less compared to August 2024 (7,453) and to 3.2% less compared to September 2023 (7,620).

In that month, the natural balance was -1,110, improving compared to the same month of 2023, when it reached -1,197.

In September 2024, 4,796 marriages were celebrated, corresponding to a decrease of 4.5% compared to number of marriages held in August 2024 (224 less marriages) and to a decrease of 11.3% compared to September 2023 (614 less).

In this press release, Statistics Portugal provides **preliminary data** on the number of deaths per month until October 2024¹, and the number of live births and marriages per month until September 2024, that occurred in the national territory. The indicators published and analyzed are available on the Official Statistics Portal (www.ine.pt), with geographical breakdowns NUTS 2 and NUTS 3. The hyperlinks to these statistics can be found in the Excel file published together with this Press Release. The information is obtained from the Sistema Integrado do Registo e Identificação Civil (SIRIC) until November 8th, 2024.

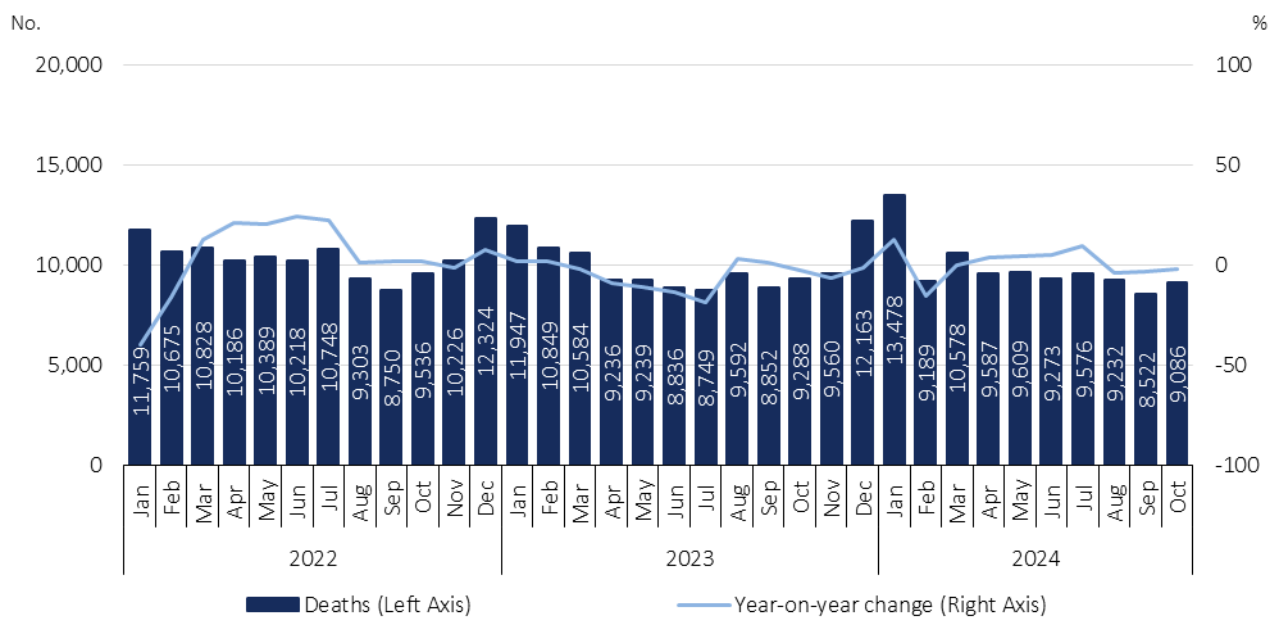
¹ After the release of mortality data for 2022 and considering the decrease of the impact of deaths due to COVID-19 on mortality, the analysis regarding the number of deaths per week was suspended. However, the release of indicators regarding the number of weekly deaths, by NUTS 3 breakdown, until the 44th week of 2024, and daily deaths, by NUTS 2 breakdown, until November 3rd, 2024, is assured.




In October 2024, the number of deaths decreased 2.2% compared to the same month of 2023

In October 2024, there were 9,086 deaths, 564 more (+6.6%) than in the previous month. Compared to the same month of 2023, there was a decrease of 202 deaths (-2.2%). The number of deaths due to COVID-19 reduced to 45 (26 less than in September 2024), accounting for 0.5% of all deaths.

Figure 1. Deaths and year-on-year change, January 2022 to October 2024

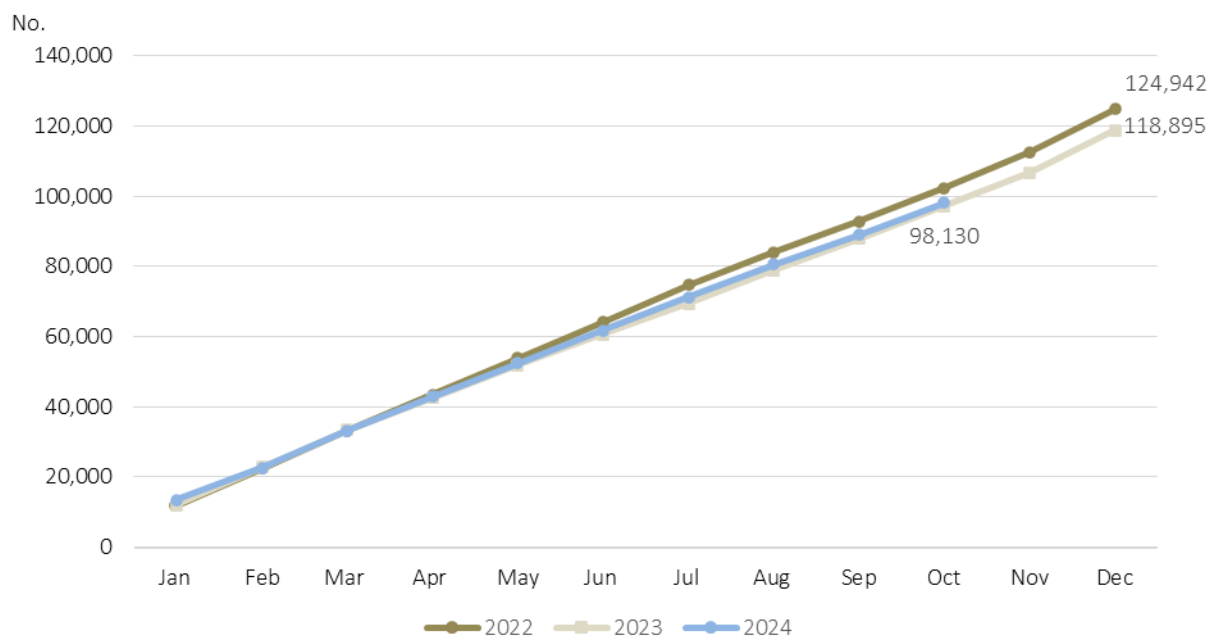


Source: Statistics Portugal, Deaths.



The number of deaths registered in the first ten months of the year (98,130) was higher than the value recorded in the same period of 2023 (958 more deaths; +1.0%).

Figure 2. Monthly deaths (cumulative values), 2022 to 2024



Source: Statistics Portugal, Deaths.

The “excess mortality” indicator, calculated by Eurostat, compares the number of deaths recorded each month, in the European Union (EU-27) and EFTA countries, with the average number of monthly deaths in the period 2016-2019. In September 2024, the EU-27 recorded excess mortality. Of the 27 Member States, 21 had excess mortality. In that month, Portugal registered 7.9% more deaths than the average number of deaths recorded in the months of August in the four years prior to the COVID-19 pandemic, 2016-2019.



Figure 3. Monthly excess mortality in EU-27 and EFTA countries, January to September 2024
(Average 2016-2019=100)

Countries	2024								
	January	February	March	April	May	June	July	August	September
EU 27	103.7	99.5	94.9	99.9	102.3	104.1	105.4	106.3	107.0⁽¹⁾
Austria	108.5	109.1	99.1	103.9	107.4	109.0	112.3	112.0	116.6
Belgium	105.7	99.1	92.1	102.6	98.6	108.4	102.2	103.6	105.0
Bulgaria	88.4	93.3	86.0	88.1	91.2	95.3	101.0	98.2	99.6
Croatia	93.5	101.5	88.7	91.4	93.5	95.7	104.3	105.7	106.7
Cyprus	111.3	97.5	96.8	94.1	102.0	123.4	123.4	117.3	115.6
Czechia	101.1	100.4	89.3	95.8	97.7	101.6	100.7	102.1	104.8
Denmark	111.0	101.9	94.4	104.2	103.0	105.1	107.2	108.0	108.9
Estonia	111.7	100.1	96.5	101.4	98.2	105.7	97.0	102.9	102.1
Finland	108.5	105.1	99.2	103.3	105.0	105.7	107.1	112.3	114.5
France	106.5	104.3	99.6	103.3	104.9	109.8	104.7	106.4	106.7
Germany	110.9	104.6	94.2	104.1	107.1	109.7	104.8	105.9	112.2
Greece	100.2	98.1	95.6	94.8	103.1	106.7	122.6	110.0	112.8
Hungary	92.8	92.5	90.1	93.6	97.3	96.6	108.2	103.0	99.3
Ireland	105.8	109.4	111.1	112.0	110.7	115.4	117.2	119.3	112.9
Italy	96.4	94.3	92.3	96.9	99.7	98.4	106.3	108.8	107.4
Latvia	98.1	96.5	85.7	85.0	90.0	94.7	89.1	95.0	90.4
Lithuania	93.2	90.3	89.9	92.9	92.8	98.7	95.2	99.4	98.2
Luxembourg	98.3	104.7	102.9	109.7	104.9	114.1	112.9	104.8	115.2
Malta	108.4	103.1	107.9	117.9	115.8	111.1	127.5	138.0	136.1
Netherlands	115.1	112.6	107.9	117.2	113.1	115.3	112.8	114.4	116.7
Poland	100.2	96.9	92.3	97.5	101.3	100.8	101.2	104.4	104.0
Portugal	109.6	90.0	104.7	105.2	110.7	112.0	115.2	107.6	107.9
Romania	94.0	92.1	84.2	82.5	x	x	x	x	x
Slovakia	102.3	96.9	89.0	91.3	100.9	99.8	103.5	107.2	99.6
Slovenia	102.9	107.8	96.9	102.1	101.3	108.2	113.7	108.9	112.9
Spain	108.8	95.9	101.5	104.2	106.9	107.0	108.9	109.4	104.8
Sweden	104.1	95.9	90.8	94.8	99.4	102.6	100.5	103.4	103.3
Iceland	130.7	105.9	123.7	103.4	117.6	109.6	108.4	126.8	112.2
Liechtenstein	87.6	159.1	94.7	137.9	129.7	147.3	80.0	91.9	164.9
Norway	106.8	103.7	101.1	102.8	109.0	110.2	106.4	112.7	114.1
Switzerland	104.5	105.4	101.3	108.6	105.9	110.1	109.9	113.4	112.1

(1) Estimated value
x – Value not available.

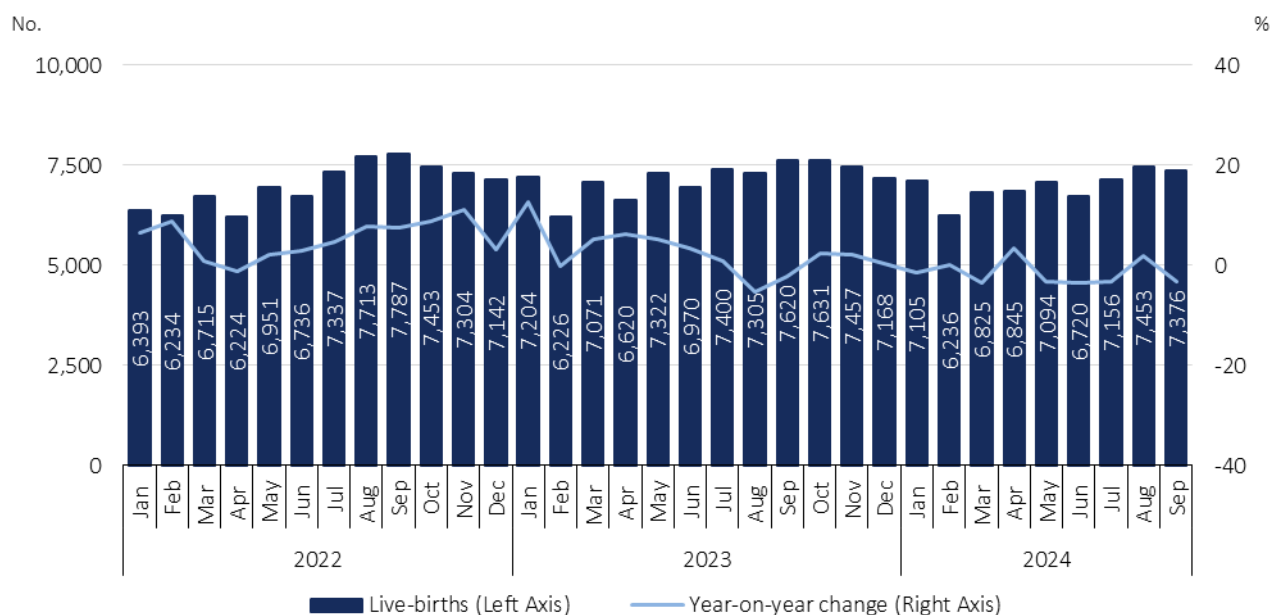
Source: Eurostat, [Excess mortality – monthly data](#) (extracted on 14/11/2024)



In September 2024, the number of live births decreased 3.2% compared to September 2023

In September 2024, 7,376 children were born alive, corresponding to a decrease of 1.0% (77 less) compared to August 2024 and to a decrease of 3.2% (244 less) compared to the same month of 2023.

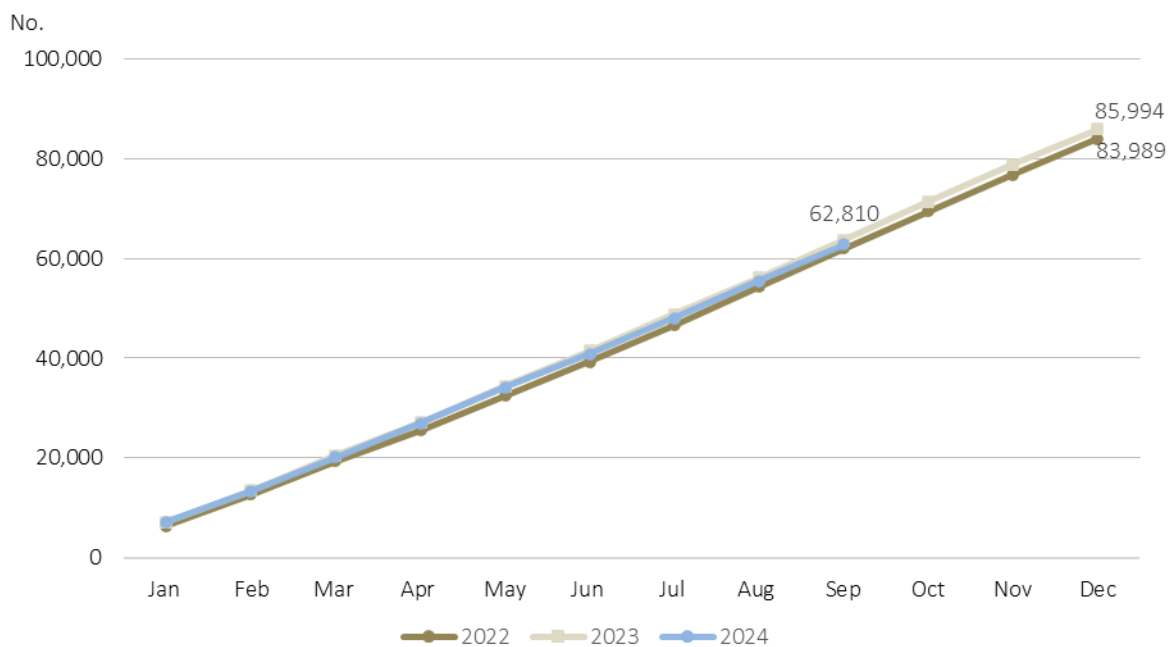
Figure 4. Live births and year-on-year change, January 2022 to September 2024



Source: Statistics Portugal, Live births.

The number of live births registered in the first nine months of the year (62,810) was lower than that registered in same period of 2023, by 928 (-1.5%).

Figure 5. Monthly live births (cumulative values), 2022 to 2024



Source: Statistics Portugal, Live births.

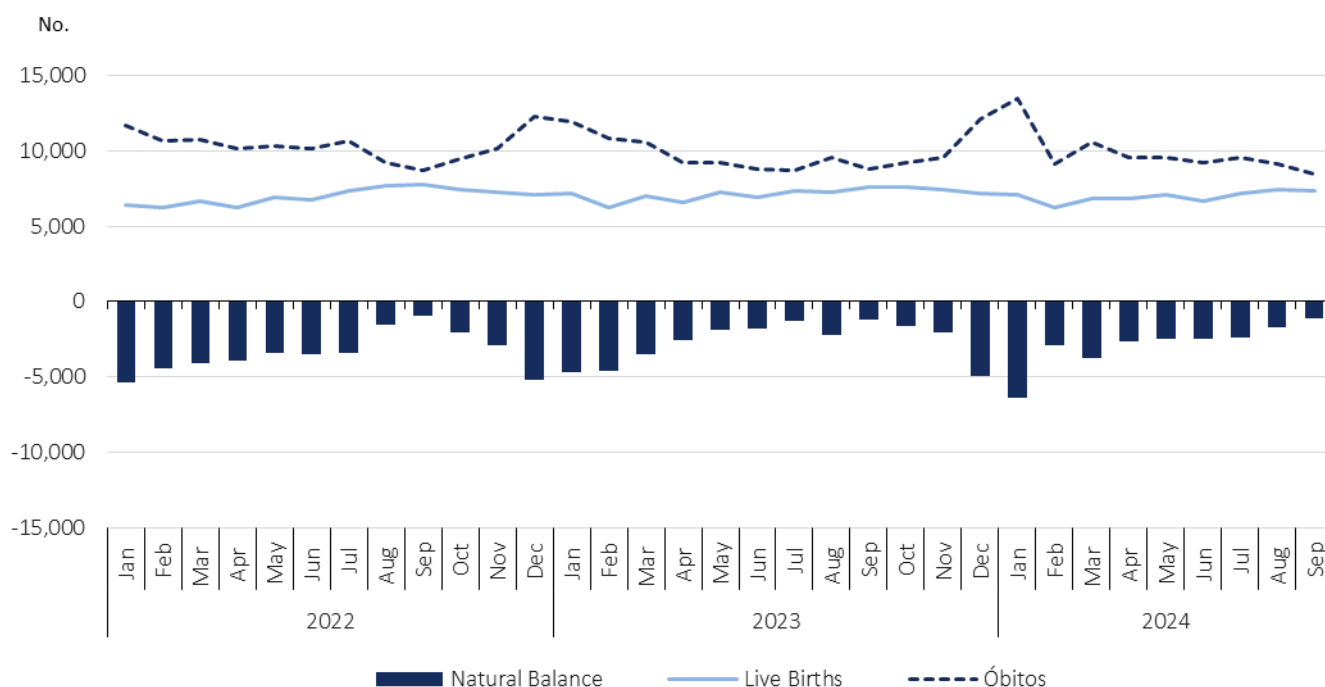


Natural balance of -1,110 in September 2024

In September 2024, the natural balance registered the value of -1,110, improving compared to the figure of August 2024 (-1,727) and compared to that of the same month of 2023 (-1,197).

In the first nine months of the year, the cumulative value of the natural balance was -25,958, worsening compared to the value registered in the same period of 2023 (-23,901).

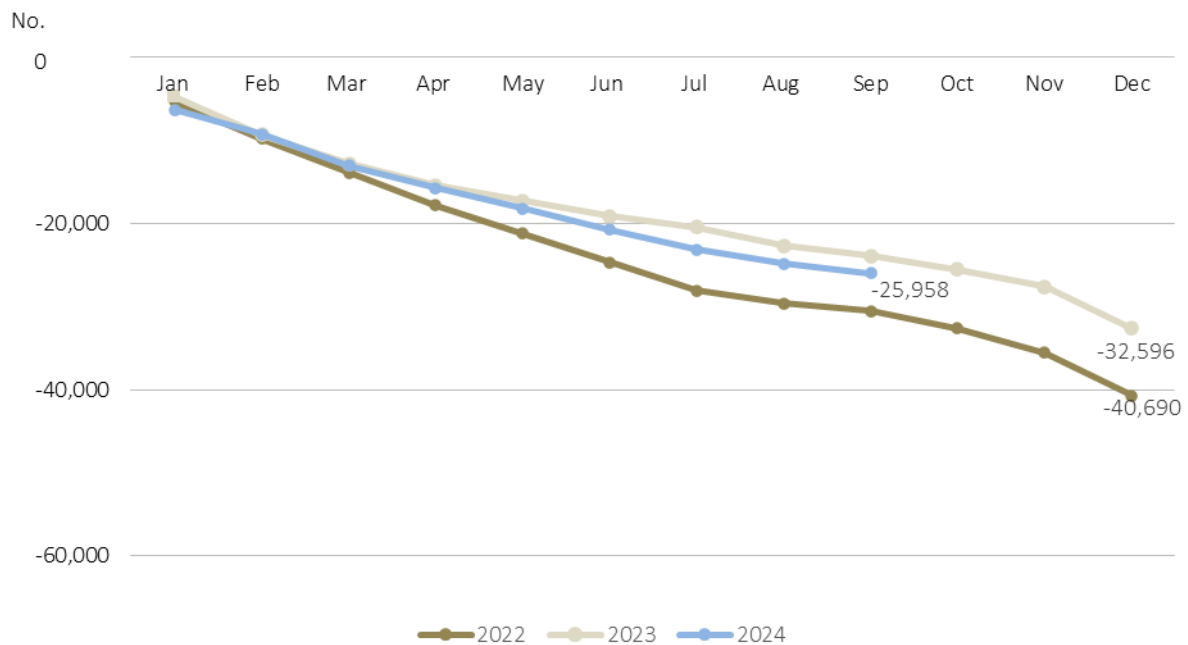
Figure 6. Live births, deaths, and natural balance², Portugal, January 2022 to September 2024



Source: Statistics Portugal, Live births, Deaths, and Demographic indicators.

² The natural balance is calculated based on the number of live births of mothers residing in Portugal and the number of deaths of residents in Portugal.

Figure 7. Monthly natural balance (cumulative values), 2022 to 2024



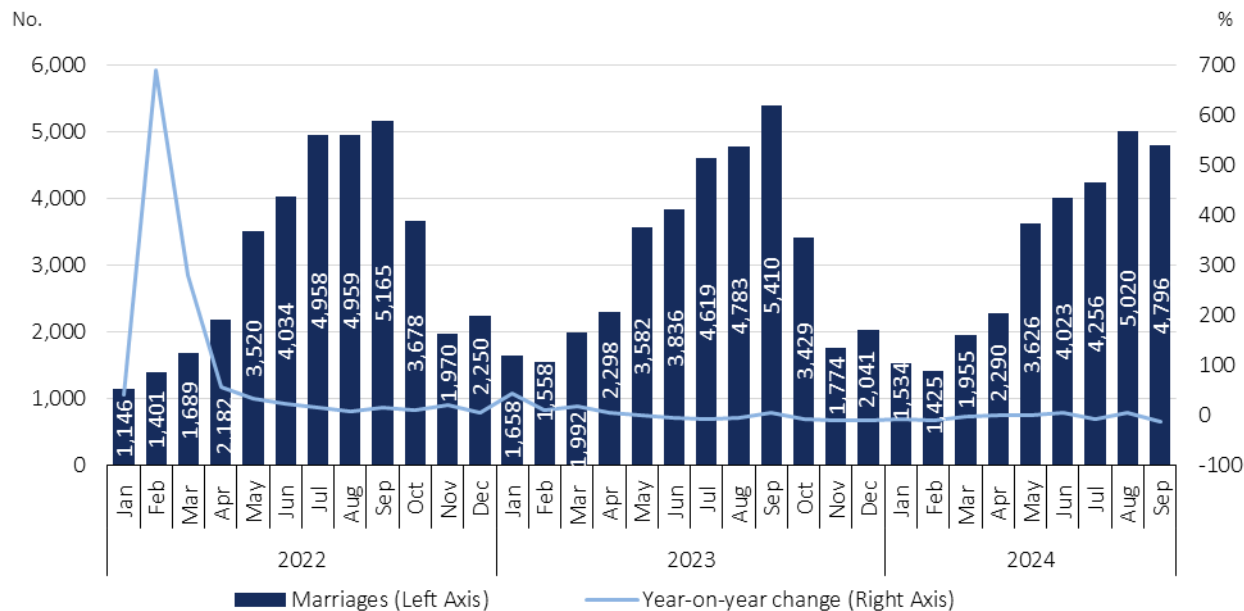
Source: Statistics Portugal, Live births, Deaths, and Demographic indicators.

In September 2024, the number of celebrated marriages decreased 11.3% compared to September 2023

In September 2024, 4,796 marriages were celebrated, lower than the number registered in August 2024 (224 less; -4.5%) and lower than in September 2023 (614 less marriages; -11,3%).

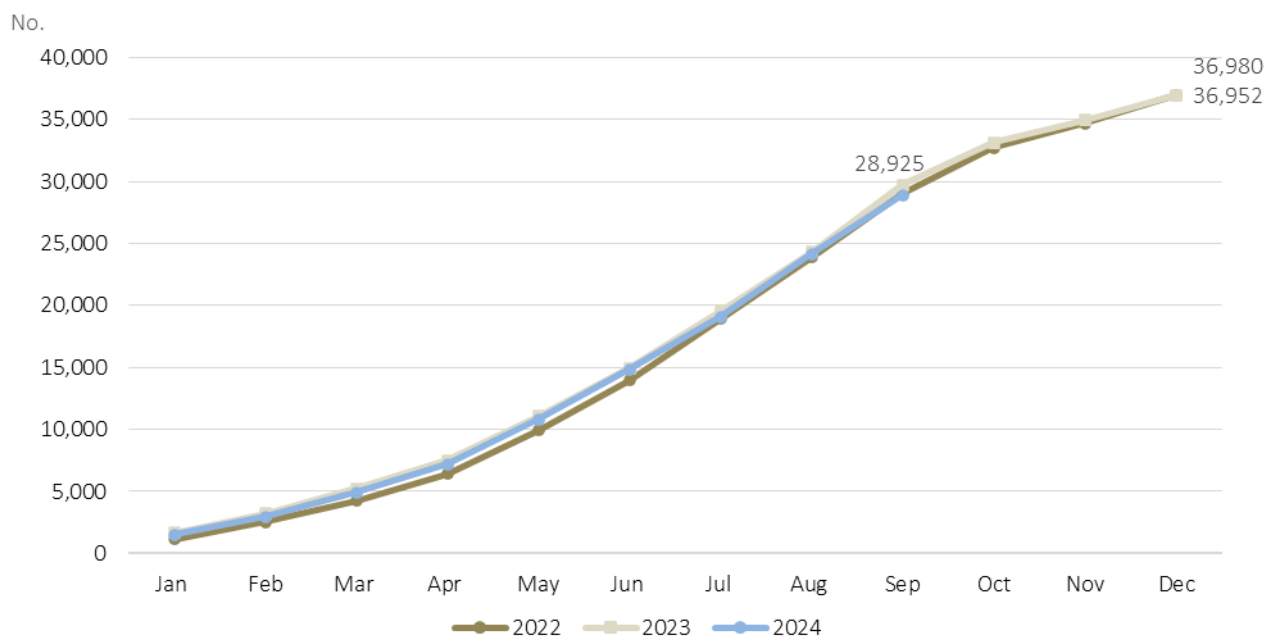
In the first nine months of 2024, 28,925 marriages were celebrated, 811 less (-2.7%) than in the same period of 2023.

Figure 8. Marriages and year-on-year change, January 2022 to September 2024



Source: Statistics Portugal, Marriages.

Figure 9. Monthly marriages (cumulative values), 2022 to 2024



Source: Statistics Portugal, Marriages.



TECHNICAL NOTE

Statistics Portugal releases the **preliminary** monthly **numbers** of deaths, live births, and marriages based on the information registered in the Civil Register Offices until November 8th, 2024. Indicators on the preliminary monthly number of live births, deaths, and marriages, from January to September 2024, with geographical breakdowns up to NUTS 3, by NUTS 2013 and NUTS 2024, as well as weekly number of deaths, until the 44th week 2024, by NUTS 3 and daily number of deaths, until November 3rd, 2024, by NUTS 2 are made available on the Statistics Portugal Website.

Data are obtained from statistical operations of direct and exhaustive collection on live births, deaths and marriages in Portuguese territory using facts that are subject to compulsory civil registration (birth and death) in the Sistema Integrado do Registo e Identificação Civil (SIRIC).

In addition to administrative information obtained from Civil Register Offices, Statistics Portugal collects an additional set of variables identified as statistically pertinent to the National Statistic System (NSS) and the European Statistical System (EES). Data is recorded and sent electronically, in compliance with the requirements set out by Statistics Portugal and laid down in liaison with the Instituto de Registos e Notariado (IRN) and the Instituto de Gestão Financeira e Equipamentos da Justiça (IGFEJ).

DEFINITIONS

Marriage: Contract signed by two persons that intend to start a family in full partnership and cohabitation according to legislation. Note: marriage can be held between persons from different or same sex.

Live birth: This is the complete expulsion or extraction from the mother's body, irrespective of the duration of the pregnancy, of a product of fertilization that, after separation, breathes or shows any other signs of life, such as a beating of the heart or umbilical cord or actual contraction of any muscle subject to voluntary movement, whether the umbilical cord has been severed and whether the placenta is retained.

Death: The permanent disappearance of vital functions.

Natural balance: The difference between the number of live births and the number of deaths during a given period.

Year-on-year change: The year-on-year change compares the level of a variable between the reference month and the same month of the previous year.

Detailed methodological information available at: www.ine.pt, option Products, Metadata system.

Detailed statistical information available at: www.ine.pt, option Products, Statistical data, database, theme Population, subtheme Births and natality rates and subtheme Mortality and life expectancy.



INSTITUTO NACIONAL DE ESTADÍSTICA
STATISTICS PORTUGAL

press release

DIÍSTAQUE

Next Press Release

13th December 2024: “Vital Statistics - Monthly data – November 2024”.
