



15<sup>th</sup> November 2024  
Demographic Statistics  
2023

## DEMOGRAPHIC STATISTICS 2023

### RESIDENT POPULATION IN PORTUGAL INCREASES FOR THE FIFTH CONSECUTIVE YEAR AS A RESULT OF MIGRATION GROWTH

In 2023, the resident population in Portugal was estimated at 10,639,726 people, which represented an increase of 123,105 inhabitants compared to the previous year.

The number of live births was 85,699, following an increase of 2.4% compared to 2022 (83,671). The Total Fertility Rate rose to 1.44 children per woman (1.43 in 2022). The mean age of women at childbirth was 31.6 years (31.7 years in 2022), and the mean age at first childbirth was 30.2 years (30.3 years in 2022).

The number of deaths was 118,295, down 4.9% compared to 2022 (124,361). The number of infant deaths was 210, nine less than in 2022. The infant mortality rate fell to 2.5 deaths per thousand live births (2.6‰ in 2022).

In 2023, 36,980 marriages took place in Portugal, 28 more marriages than in the previous year (36,952). The mean age at first marriage was 35.8 years for men and 34.3 years for women (35.1 years and 33.7 years, respectively, in 2022).

It is estimated that in 2023, 189,367 permanent immigrants will have entered Portugal, 13.3% more than in 2022 (167,098), and 33,666 permanent emigrants will have left, 8.8% more than in 2022 (30,954). Net migration was positive (155,701) for the seventh consecutive year (136,144 in 2022).

In 2023, 102,528 visas were granted at Portuguese consular posts, an increase of 47.1% compared to 2022 (69,681 visas): 21,113 for temporary stay and 81,415 for residence.

In 2023, 41,393 foreigners acquired Portuguese nationality, a number 10.5% lower than in 2022 (46,229): 16,985 acquisitions of nationality were by residents in Portugal and 24,408 by residents abroad.

---

Statistics Portugal releases today on its website - [www.ine.pt](http://www.ine.pt) - the publication Demographic Statistics 2023, which presents an analysis of the demographic situation based on indicators related to the resident population (volume and structure), births and fertility, mortality and life expectancy, family formation and dissolution (celebrated marriages and dissolved marriages by divorce or death), international migrations, foreign population, acquisition, attribution and loss of Portuguese citizenship.



ESTATÍSTICAS  
DEMOGRÁFICAS  
2023



DEMOGRAPHIC STATISTICS – 2023



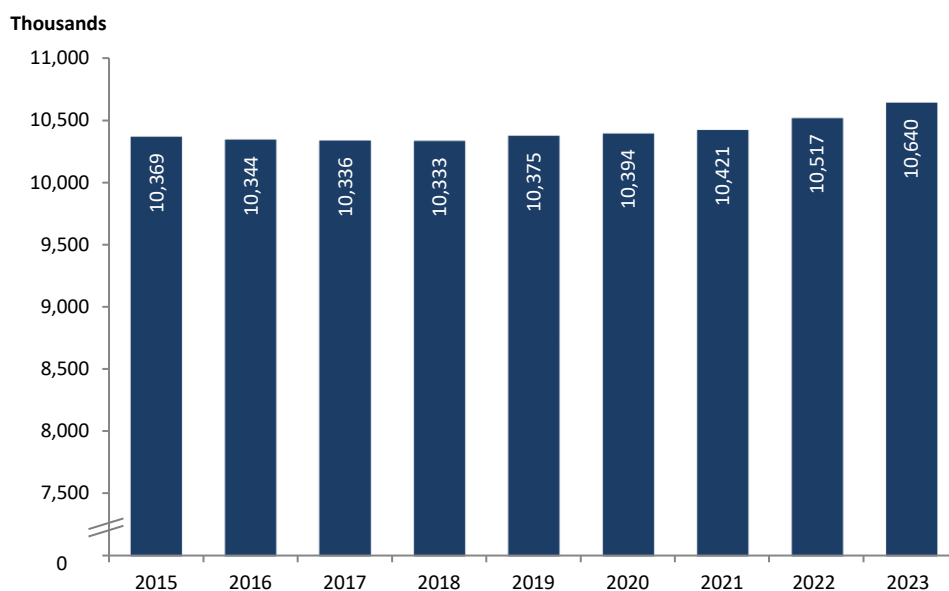
## 1. Resident population

### Increase of 123.1 thousand people in the resident population

In 2023, the resident population in Portugal was estimated at 10,639,726 people, 5,083,568 men and 5,556,158 women, which corresponds to an increase of 123,105 people compared to 2022 (10,516,621 people) and an effective growth rate of 1.16% (0.91% in 2022).

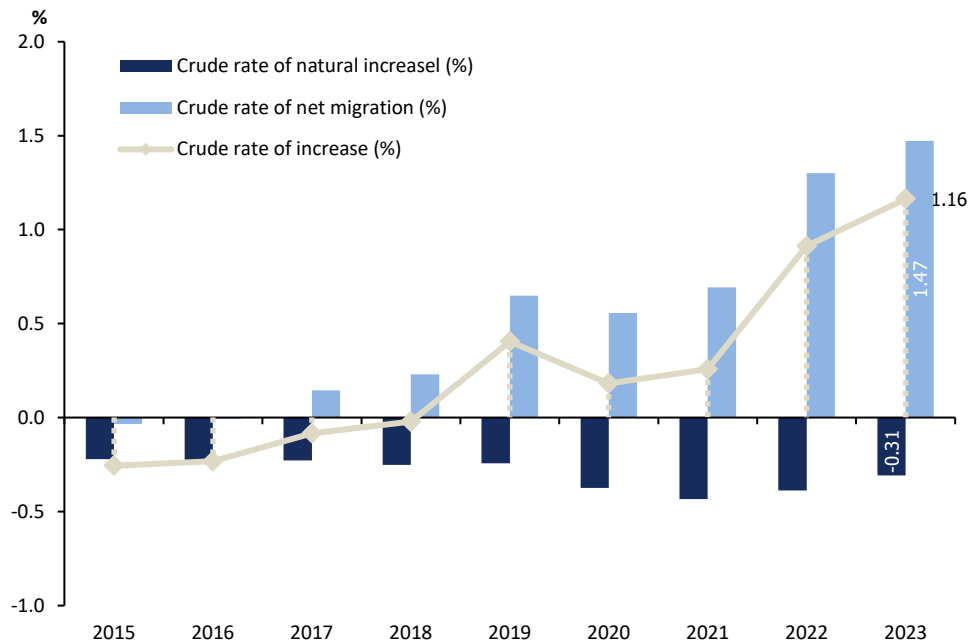
The population increase resulted from the positive net migration of 155,701 (136,144 in 2022), having offset the negative natural balance of -32,596 (-40,640 in 2022). In 2023, there was therefore a positive crude migratory rate of 1.47% (1.30% in 2022) and a negative crude rate of natural increase of -0.31% (-0.39% in 2022).

Figure 1. Resident population (thousands), Portugal, 2015-2023



Source: Statistics Portugal, Annual resident population estimates.

Figure 2. Crude rate of increase, crude rate of natural increase and crude rate of net migration (%), Portugal, 2015-2023



Source: Statistics Portugal, Annual resident population estimates and Demographic indicators.

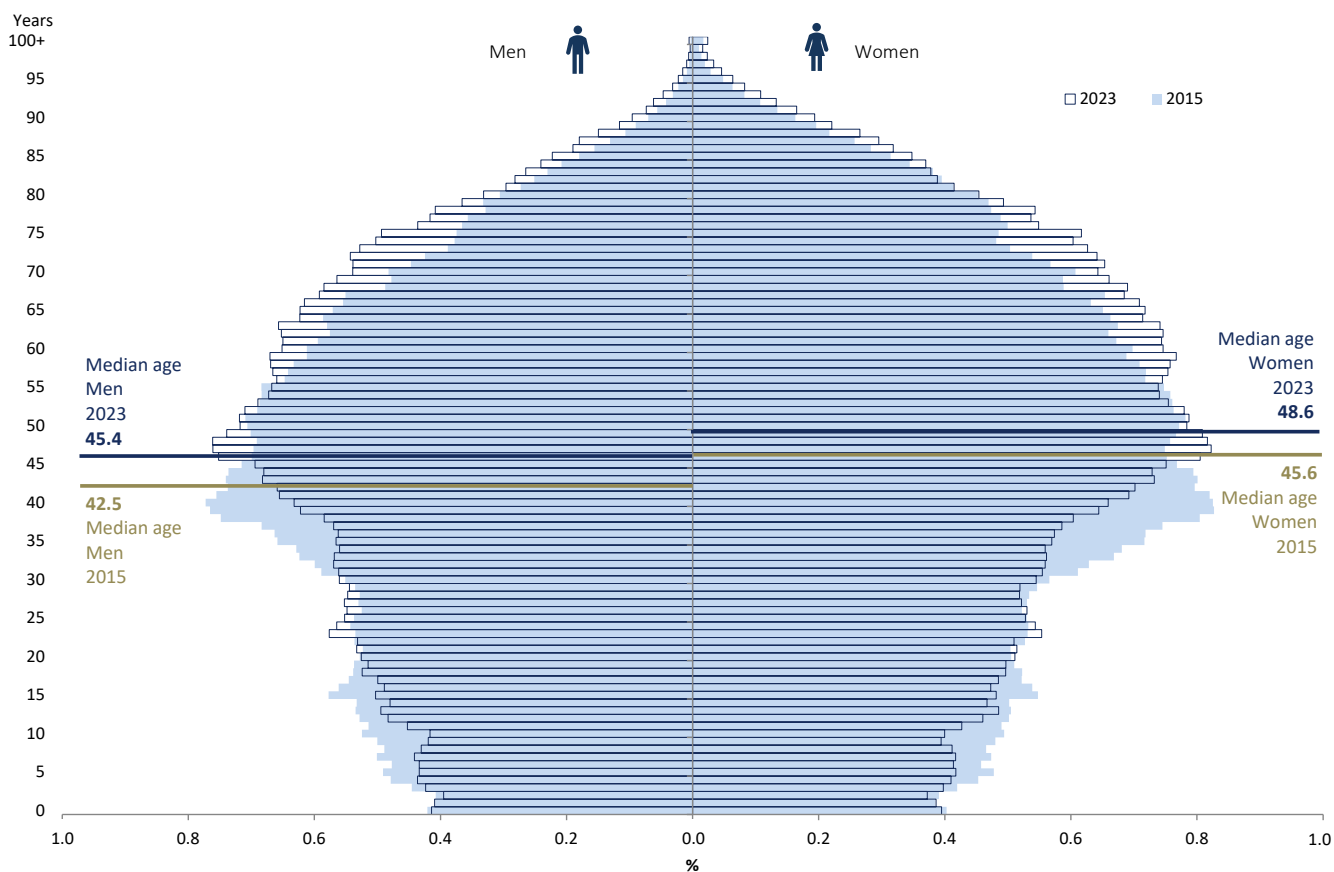
The demographic aging trend continued in 2023, a process that is evidenced by the change in the profile of the age pyramids of 2015 and 2023. The narrowing observed at the base of the age pyramid reflects the reduction in the number of young people, as a result of the low birth rate. The widening at the top of the age pyramid corresponds to the increase in the proportion of elderly people, as a result of the increase in life expectancy.

The ageing ratio, which compares the population aged 65 and over (elderly population) with the population aged 0 to 14 (young population), continued to increase. In 2023, for every 100 young people there were 188.1 elderly people living in Portugal (184.4 in 2022).

In 2023, the median age of the resident population in Portugal, which corresponds to the age that divides the population into two groups of equal size, was 47.1 years, corresponding to an increase of 0.2 years compared to 2022 (46.9 years) and of 3.0 years compared to 2015 (44.1 years).

The median age of men increased by 2.9 years between 2015 and 2023, reaching 45.4 years in 2023. The median age of women increased by 3.0 years between 2015 and 2023, reaching 48.6 years.

Figure 3. Age pyramid, Portugal, 2015 and 2023



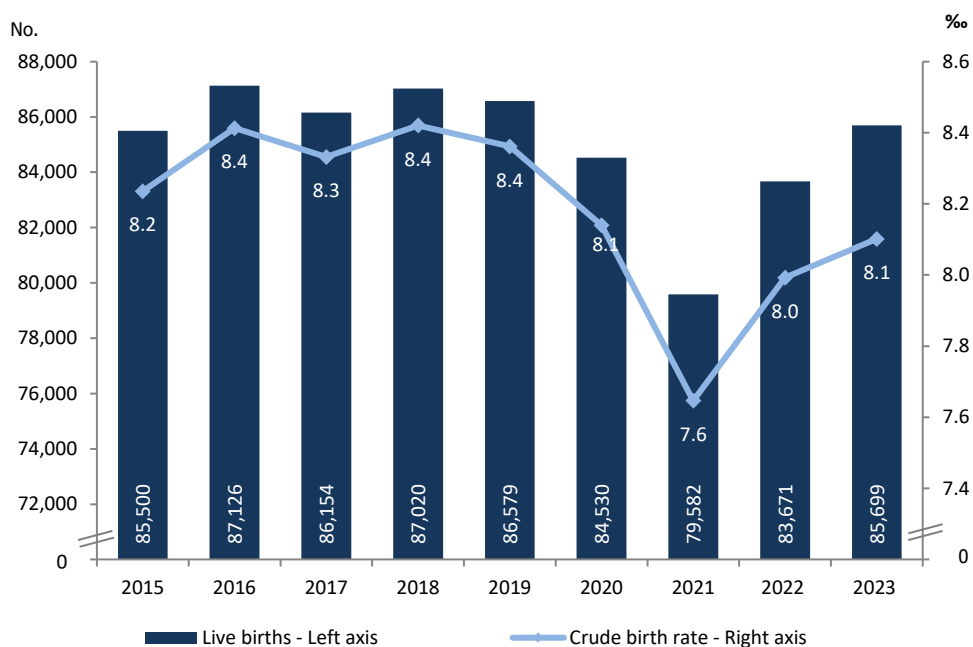
Source: Statistics Portugal, Resident population estimates and Demographic indicators.

## 2. Births and fertility

### Total Fertility Rate increases to 1.44

In 2023, 85,699 live births were registered, children of mothers residing in national territory, representing an increase of 2.4% compared to 2022. This increase contributed to a rise in the crude birth rate, which went from 8.0 in 2022, to 8.1 live births per thousand inhabitants in 2023.

Figure 4. Live births (No.) and Crude birth rate (%), Portugal, 2015-2023



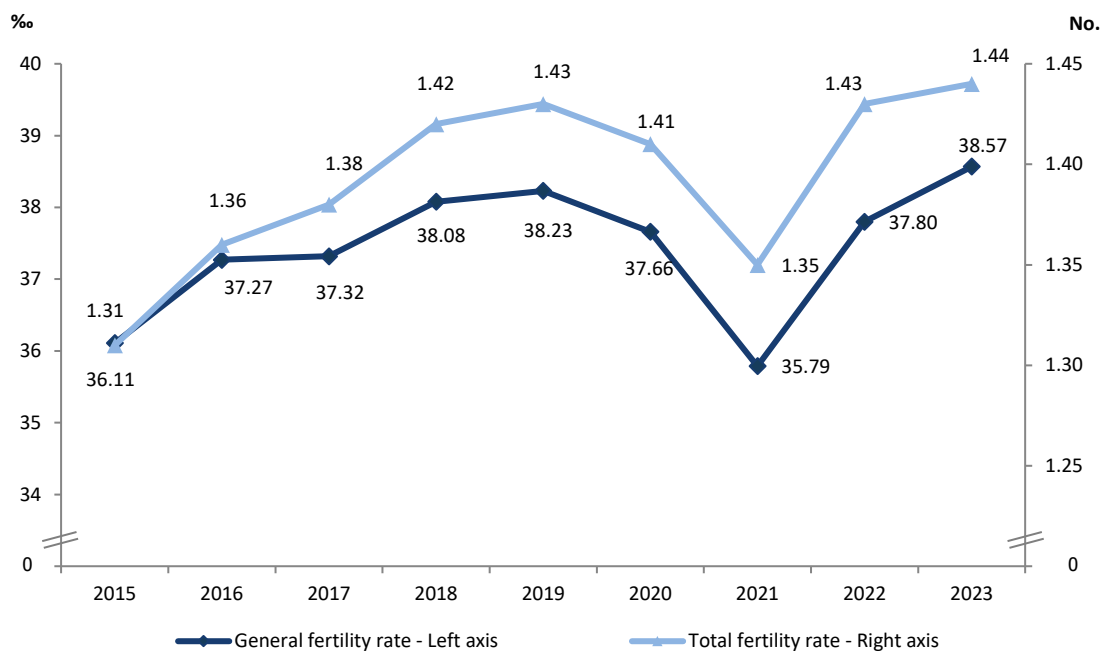
Source: Statistics Portugal, Live births and Demographic indicators.

In 2015, the Total Fertility Index (ISF), which represents the average number of children per woman of childbearing age (aged 15 to 49), was 1.31 (1981 was the last year in which a value above 2.1, the generation replacement threshold, was observed). Until 2019, there was a recovery in fertility, with continuous increases in this indicator. In 2020 and 2021, the average number of children per woman of childbearing age decreased again, respectively, to 1.41 and 1.35 children per woman. In line with the increase in the birth rate in the following two years, it increased again, reaching 1.44 children per woman in 2023.

The general fertility rate was 38.57 live births per thousand women at childbearing age (37.80 in 2022). The breakdown by age of women shows that, compared to 2022, the increases were more pronounced in the 20-24 and 25-29 age groups. The 35-39 age group was the only one in which there was a decrease in fertility compared to 2022.

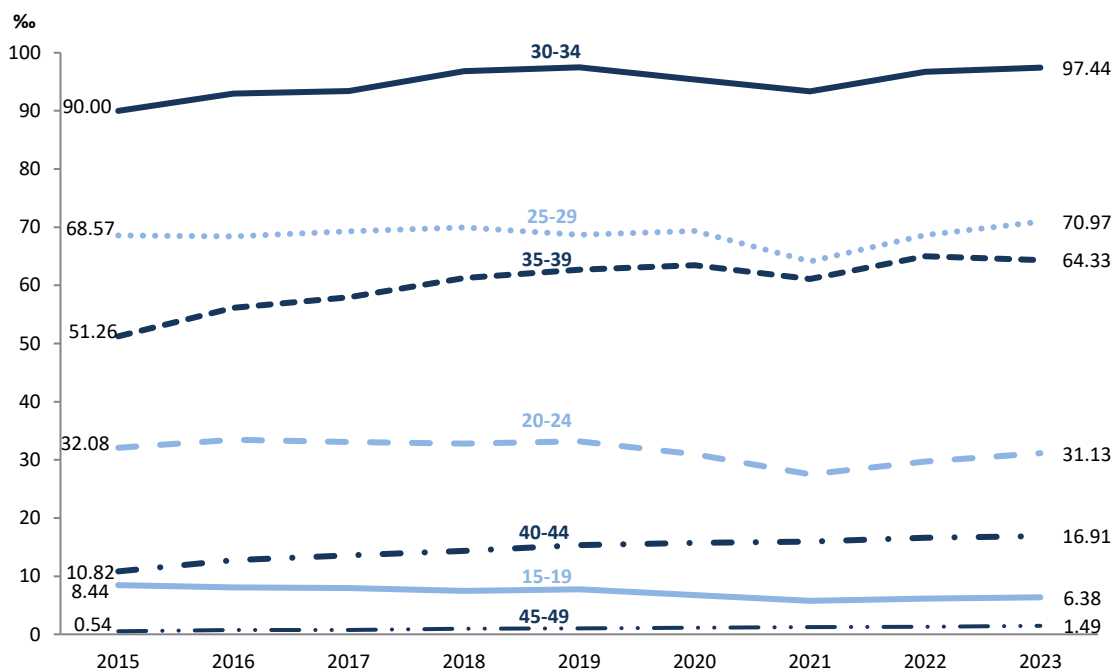
The adolescent fertility rate (fertility rate in the 15-19 age group) also increased in 2023, falling from 6.17 to 6.38 live births per thousand women aged 15 to 19.

Figure 5. General fertility rate (%o) and Total fertility rate (No.), Portugal, 2015-2023



Source: Statistics Portugal, Demographic indicators.

Figure 6. Specific fertility rates by age group (%o), Portugal, 2015-2023



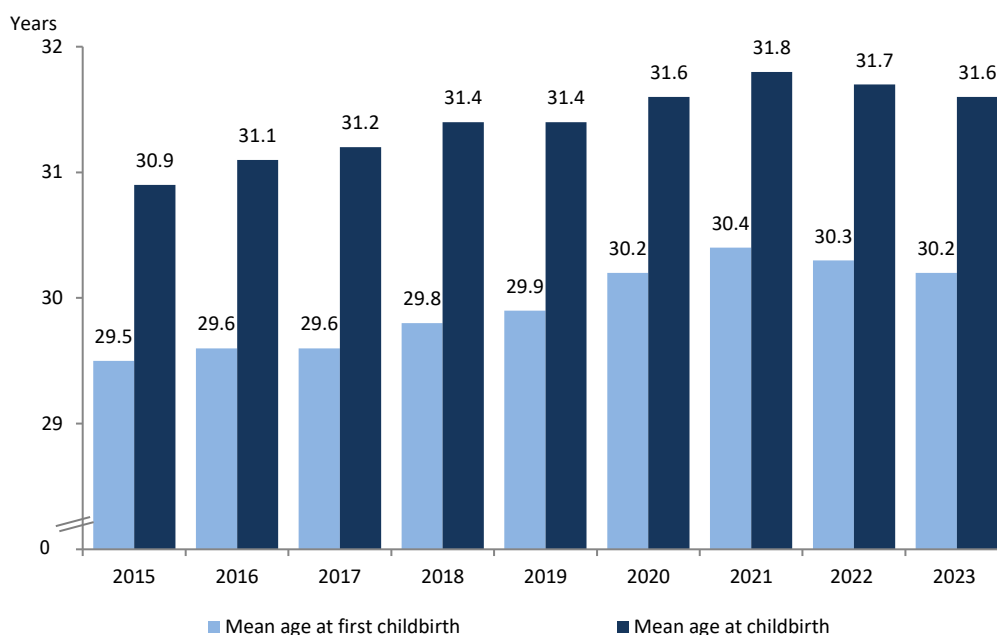
Source: Statistics Portugal, Demographic indicators.



## Mean age of women at childbirth decreases

Between 2015 and 2023, the mean age of women at childbirth (regardless the birth order) went from 30.9 to 31.6 years (31.7 years in 2022). The mean age at first childbirth went from 29.5 years in 2015 to 30.2 years in 2023 (30.3 years in 2022).

Figure 7. Mean age of women at childbirth and at first childbirth (years), Portugal, 2015-2023



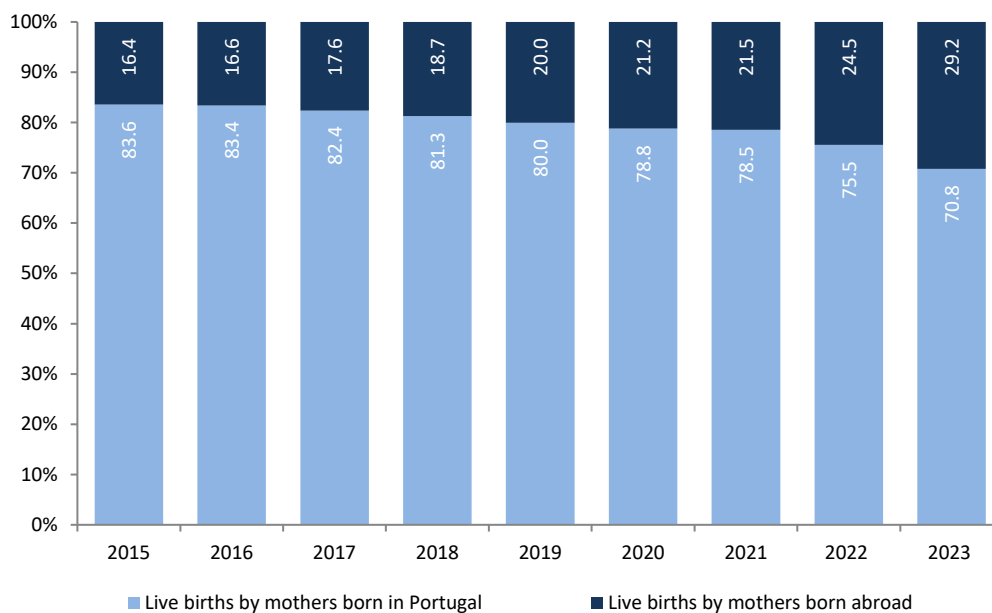
Source: Statistics Portugal, Demographic indicators.

In 2023, 29.2% of live births were born to mothers residing in Portugal who were born outside of Portugal (foreign-born<sup>1</sup>) and 70.8% were born to mothers who were born in the country (native-born).

Between 2015 and 2023, the proportion of live births to foreign-born mothers increased by 12.8 percentage points (pp), with the largest percentage change of the period being observed between 2022 and 2023 (+4.7 pp).

<sup>1</sup> Regardless of their citizenship.

Figure 8. Live births by birthplace of mother (%), Portugal, 2015-2023



Source: Statistics Portugal, Demographic indicators.

### 3. Mortality and Life expectancy

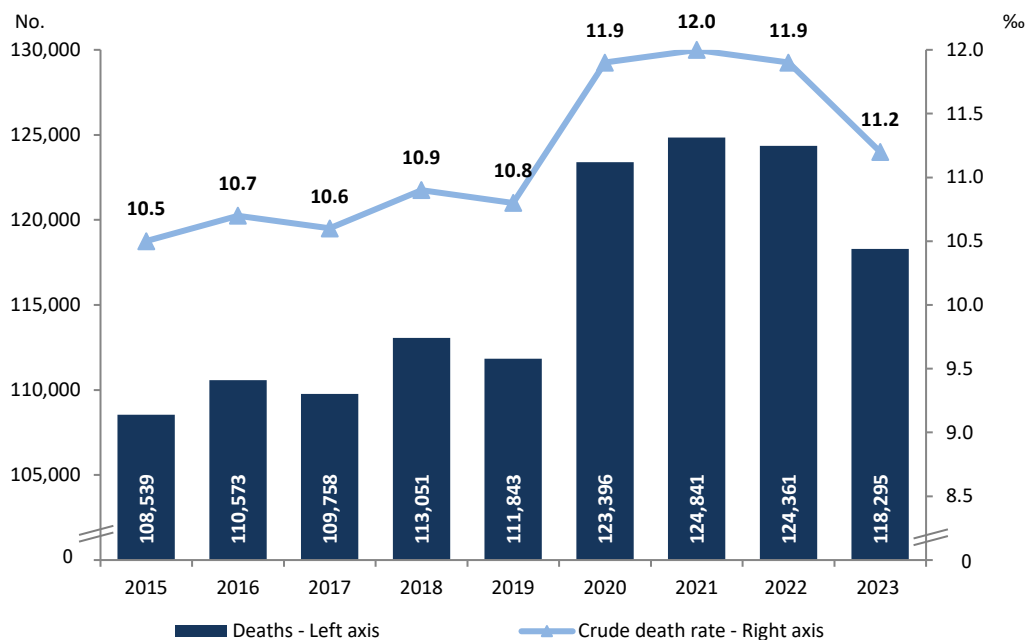
The number of deaths decreased 4.9% compared to 2022

In 2023, there were 118,295 deaths of residents in Portugal (50.1% male deaths and 49.9% female deaths), corresponding to a decrease of 4.9% (6,066 less deaths) compared to 2022. The crude death rate was 11.2 deaths per thousand inhabitants, a value lower than in 2022 (11.9 ‰).

In 2023, there were 210 deaths during the first year of life, 9 fewer deaths than in 2022. The infant mortality rate stood at 2.5 deaths per thousand live births (2.6 ‰ in 2022).

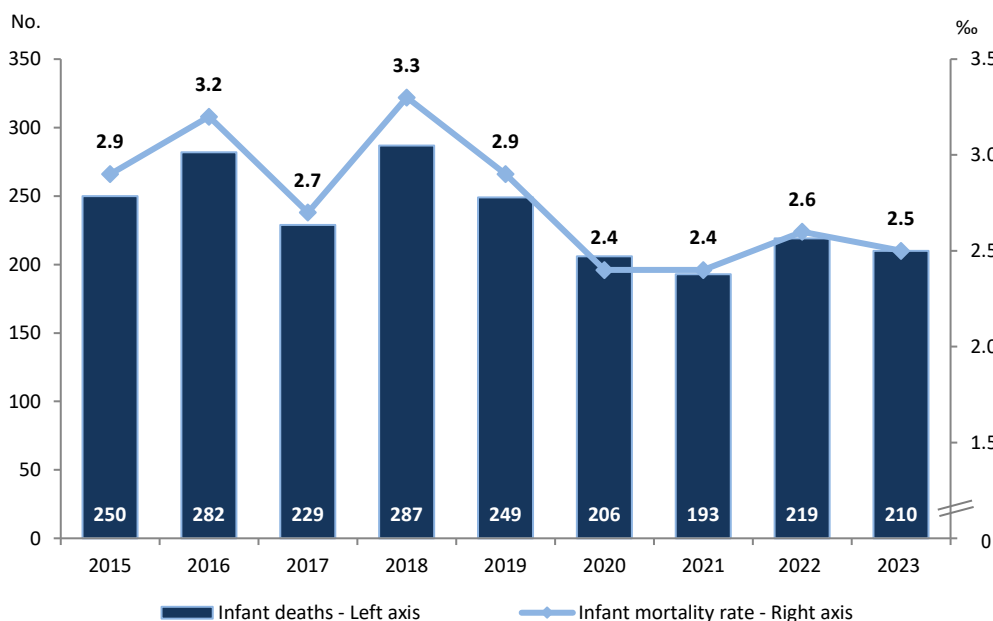
Of the total deaths of residents in Portugal, 44.5% (44.6% in 2022) occurred at ages of 85 years old and over. More than half (55.4%) of the female deaths occurred at ages of 85 years and over (55.6% in 2022), while most male deaths (66.4%) occurred at ages below 85 years (66.5% in 2022).

Figure 9. Deaths (No.) and Crude death rate (%), Portugal, 2015-2023



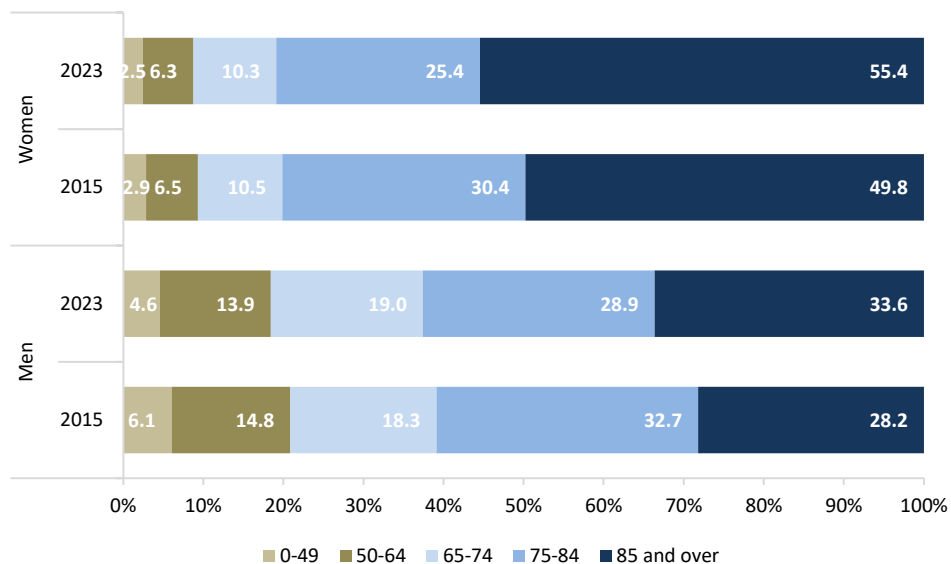
Source: Statistics Portugal, Deaths and Demographic indicators.

Figure 10. Infant deaths (No.) and Infant mortality rate (%), Portugal, 2015-2023



Source: Statistics Portugal, Deaths and Demographic indicators.

Figure 11. Distribution of deaths by sex and age groups (%), Portugal, 2015 and 2023

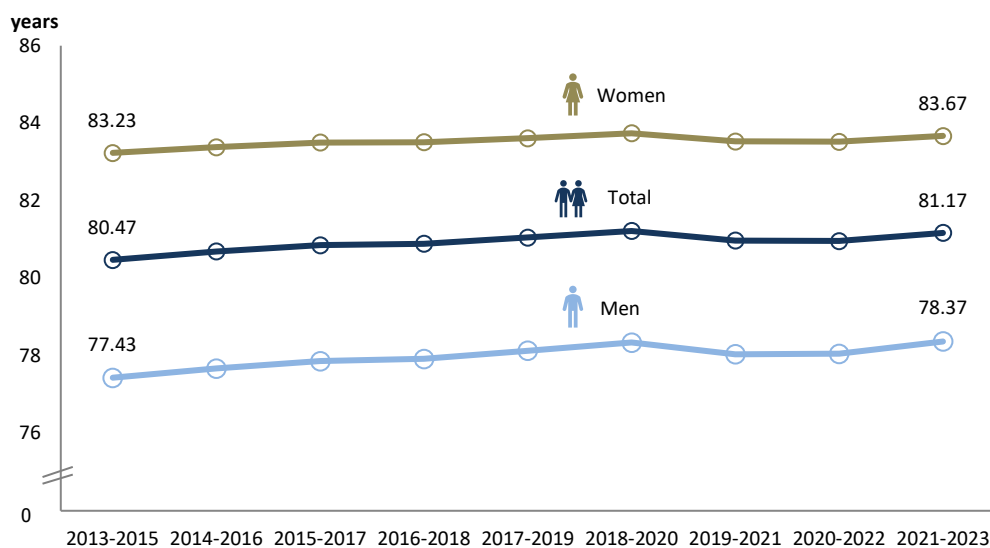


Source: Statistics Portugal, Deaths.

### Life expectancy at birth increases

In the 2021-2023 triennium, life expectancy at birth was estimated at 81.17 years, 78.37 years for men and 83.67 years for women, representing, compared to the previous triennium, an increase of 0.32 years for men and of 0.15 years for women.

Figure 12. Life expectancy at birth (years), Portugal, 2013-2015 to 2021-2023



Source: Statistics Portugal, Complete life tables.

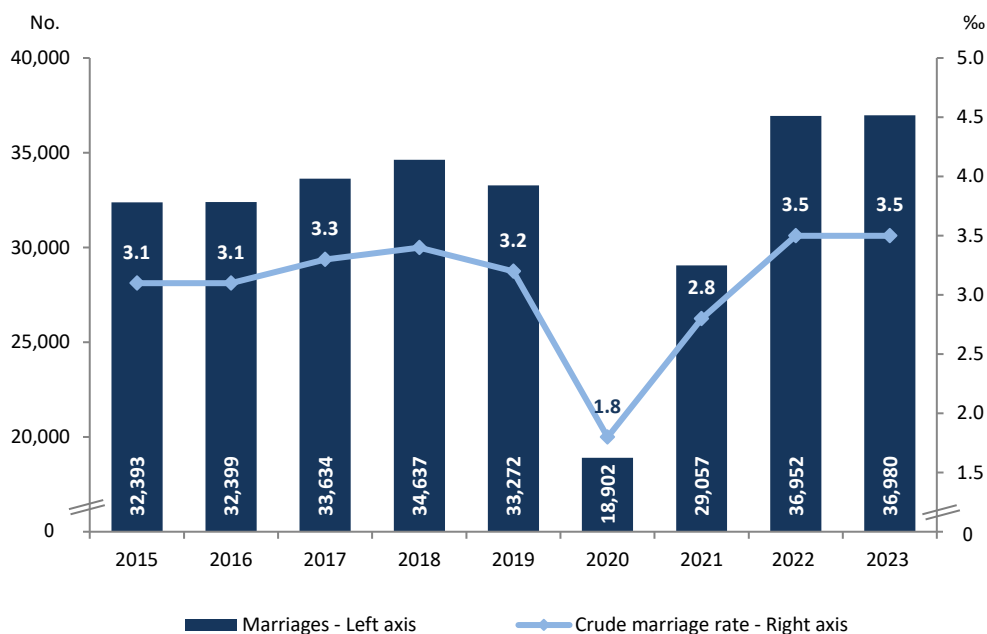
#### 4. Marriages and divorces

The number of marriages increased 0.1%, and the number of divorces decreased 5.6%

In 2023, 36,980 marriages were celebrated in Portugal, of which 1,009 were between same-sex couples (801 in 2022). There were only 28 more marriages compared to the previous year, representing a relative increase of 0.1%.

The crude marriage rate kept the same value as the previous year, of 3.5 marriages per thousand inhabitants.

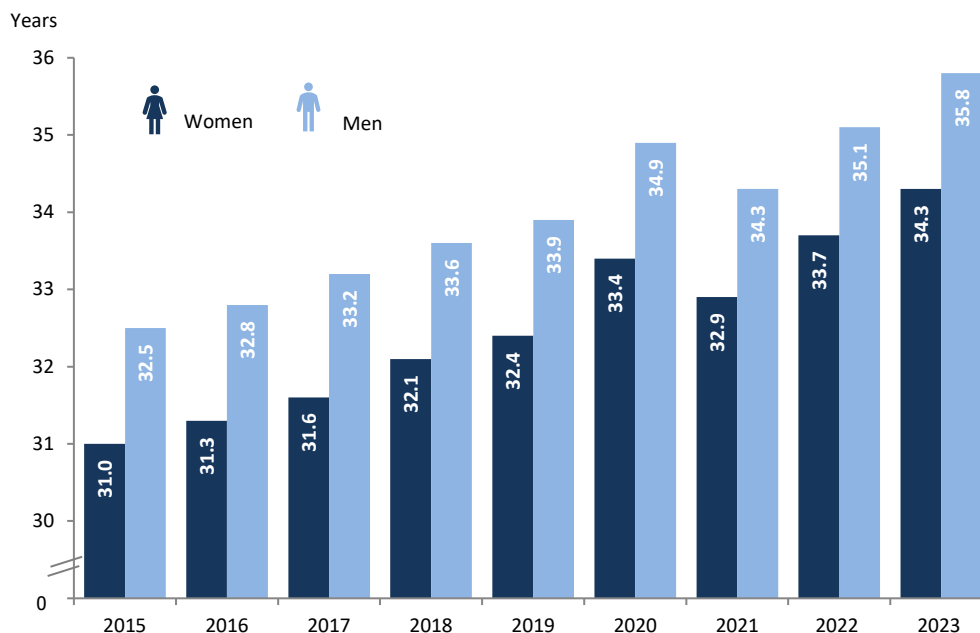
Figure 13. Marriages (No.) and Crude marriage rate (%), Portugal, 2015-2023



Source: Statistics Portugal, Marriages and Demographic indicators.

The postponement of marriage to older ages is a trend that has continued over the last decades for both sexes. In 2023, the mean age at first marriage stood at 35.8 years for men and 34.3 years for women, comparing with 35.1 years and 33.7 years, respectively, in 2022.

Figure 14. Mean age at first marriage (years) by sex, Portugal, 2015-2023

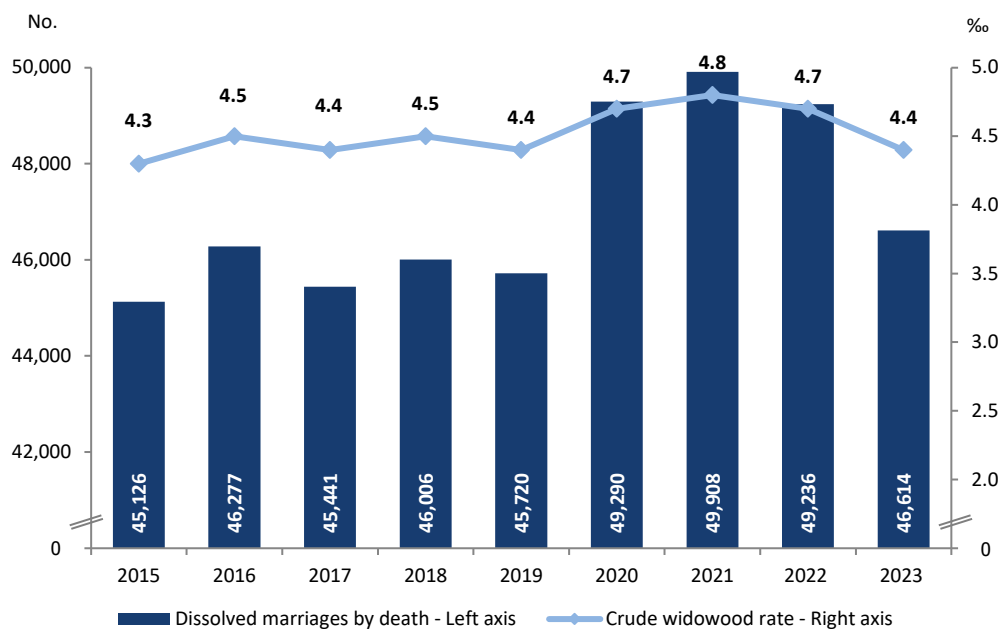


Source: Statistics Portugal, Demographic indicators.

In Portugal, in 2023, there were 46,614 dissolutions of marriages due to the death of a spouse, representing a decrease of 5.3% compared to 2022 (49,236). Of these, there were 13,531 widowers and 33,083 widows.

The dissolution of marriage due to the death of a spouse affects women mainly due to male excess mortality, justifying the disparity in the crude widowhood rates by sex: 2.7 per thousand men and 6.0 per thousand women, in 2023.

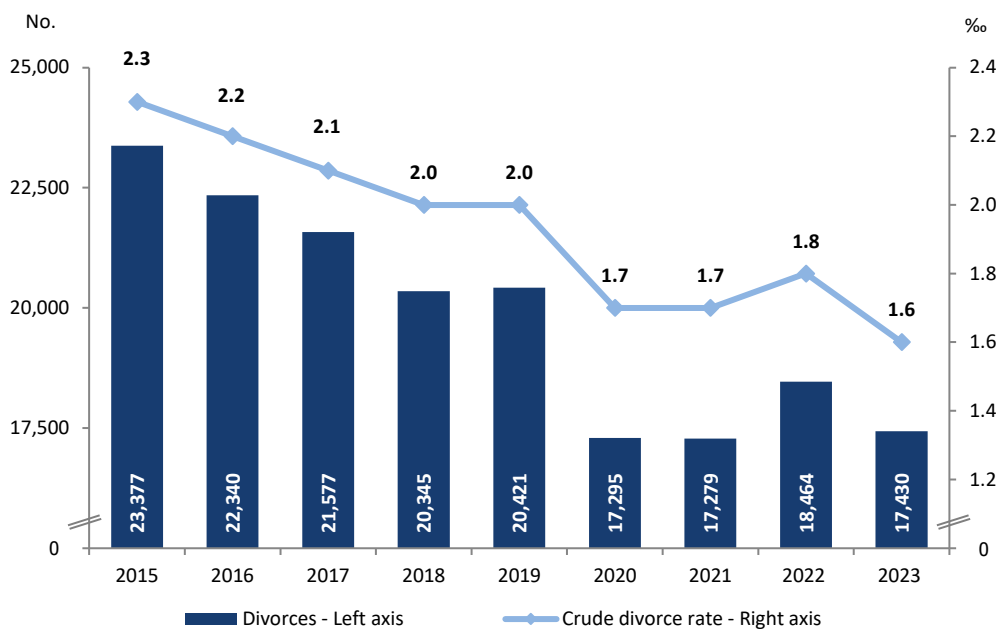
Figure 15. Dissolved marriages by death (No.) and crude widowhood rate (%), Portugal, 2015-2023



Source: Statistics Portugal, Demographic indicators.

In 2023, 17,430 divorces were decreed for couples whose family home was in Portugal, 1,034 less than in 2022 (- 5.6%). The crude divorce rate was 1.6 divorces per thousand inhabitants (1.8‰ in 2022).

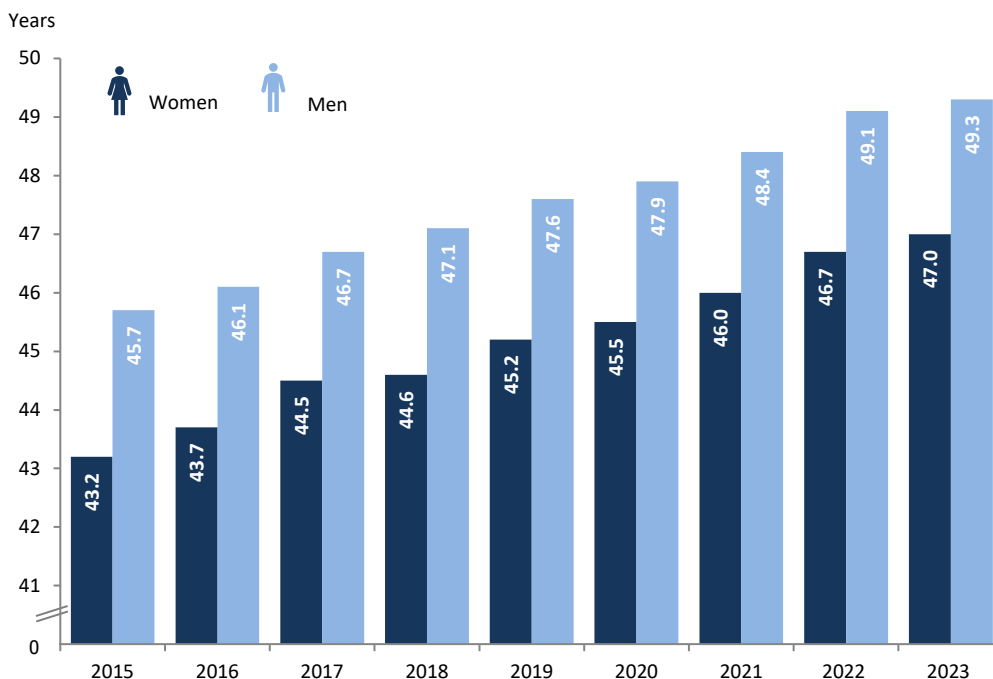
Figure 16. Divorces (No.) and crude divorce rate (%), Portugal, 2015-2023



Source: Statistics Portugal, Statistics on divorces and legal separations and Demographic indicators.

In 2023, as in previous years, the average age at divorce increased for both sexes. The mean age of men at divorce was 49.3 years and that of women was 47.0 years (49.1 and 46.7 years, respectively in 2022).

Figure 17. Mean age at divorce (years), by sex, Portugal, 2015-2023



Source: Statistics Portugal, Demographic indicators.

## 5. International Migrations

### The number of permanent immigrants and emigrants continued to increase

It is estimated that, in 2023, 189,367 people will have entered Portugal to reside for a period equal to or greater than one year (permanent immigrants), 13.3% more than the estimate for 2022 (167,098). Of the total number of permanent immigrants: 53.4% were men; 62.3% were nationals of a country outside the European Union (EU); 75.2% were born in a non-EU country; 81.7% previously resided in a non-EU country; and 80.8% were people of working age (15 to 64 years old).

It should be noted that the estimates of permanent immigrants for 2022 and 2023 include displaced persons from Ukraine who benefit from the Temporary Protection regime in Portugal.

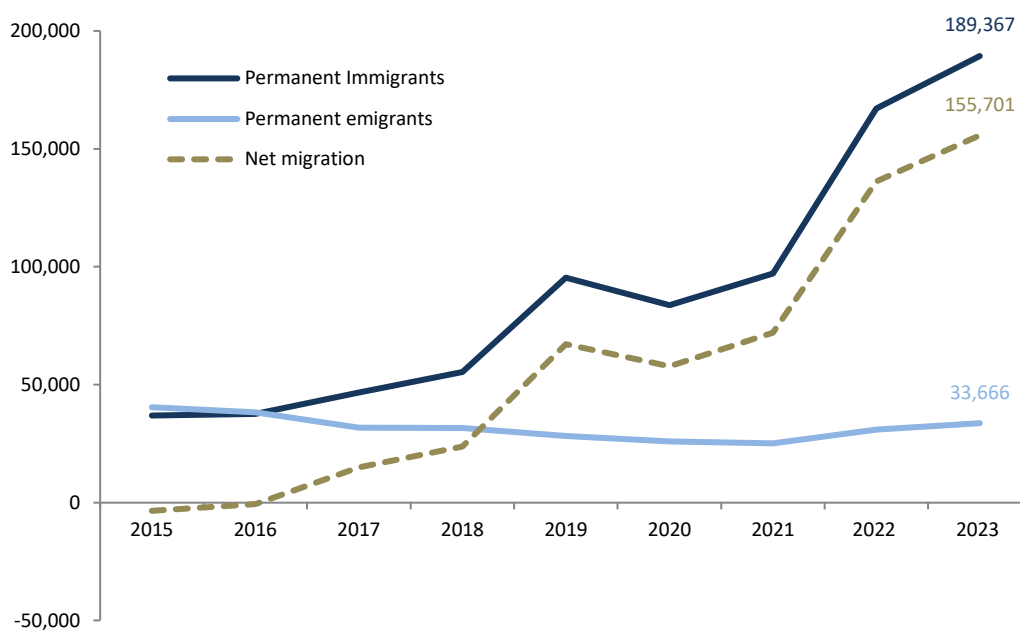
It is also estimated that in 2023, a total of 33,666 people will have left Portugal to live abroad for a period of one year or more (permanent emigrants), 8.8% more than in 2022 (30,954). Of the total number of permanent emigrants: 67.5% were men; 87.9% had Portuguese nationality; 52.3% were destined for an EU Member State; and 94.7% were people of working age.

The estimated flows of permanent emigrants and immigrants resulted, for the seventh consecutive year, in a positive migration balance: 155,701 people in 2023 (136,144 in 2022).



The estimated number of people who left the country with the intention of staying abroad for a period of more than three months and less than a year (temporary emigrants) increased by 17.2% compared to 2022, rising from 40,763 to 47,760 in 2023.

Figure 18. Net migration, permanent immigrants and permanent emigrants (No.), Portugal, 2015-2023



Source: Statistics Portugal, Annual emigration and immigration estimates.

## 6. Visas granted at Portuguese consular posts

In 2023, visas granted at Portuguese consular offices increased by 47.1%

Portuguese consular posts issued 102,528 visas<sup>2</sup> in 2023, an increase of 47.1% compared to 2022 (69,681 visas). Of these, 21,113 were for temporary stays<sup>3</sup> and 81,415 for residence<sup>4</sup>.

Temporary stay visas accounted for 20.6% of all visas granted, an increase of 27.5% compared to 2022 (16,565). The majority of these visas were granted to women, 51.8%. The largest representation belonged to Portuguese-speaking countries: Angola, Brazil, São Tomé and Príncipe, Guinea-Bissau, Cape Verde and Mozambique, which in total accounted for 71.1%.

<sup>2</sup> Visas granted at consular posts are regulated under the terms of the national legislation in force and may be for temporary stays or for obtaining a residence permit, depending on the duration of the stay.

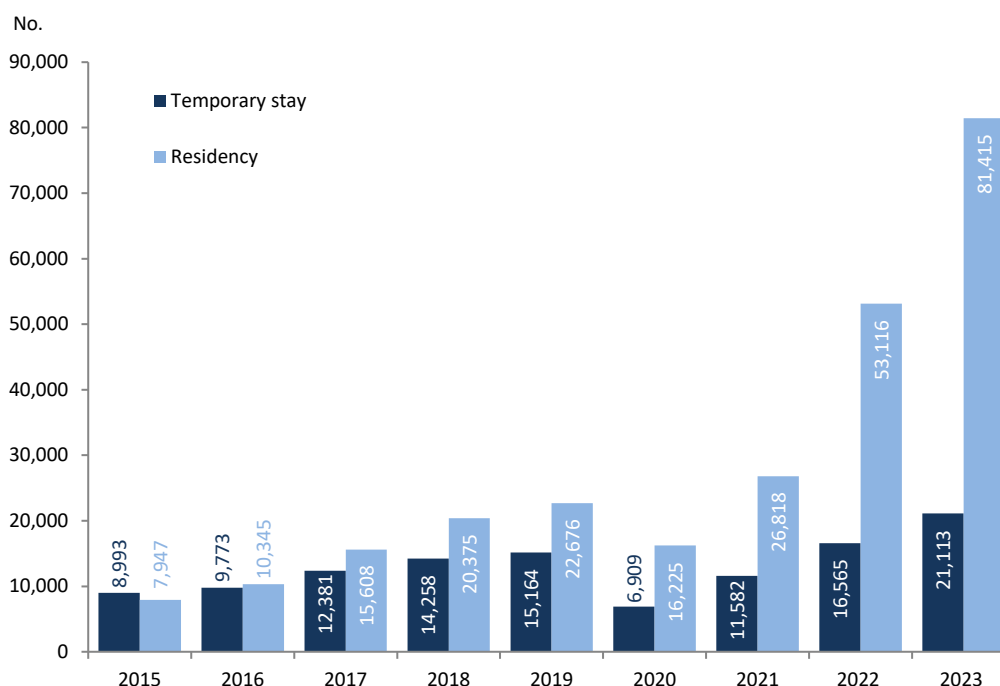
<sup>3</sup> The temporary stay visa is intended to allow entry for stays in Portugal for a period of less than one year.

<sup>4</sup> The residence visa is valid for a period of four months, during which the holder must apply to the Agency for Integration, Migration and Asylum (AIMA) for a residence permit.



Residence visas accounted for 79.4% of the total visas granted, an increase of 53.3% compared to 2022 (53,116). Of the total of this type of visas, 56.1% were granted to men. Residence visas granted to citizens of Portuguese-speaking countries: Brazil, Cape Verde, Angola, Guinea-Bissau and São Tomé and Príncipe were the majority, representing 63.3%.

Figure 19. Visas granted at Portuguese consular posts (No.), 2015-2023



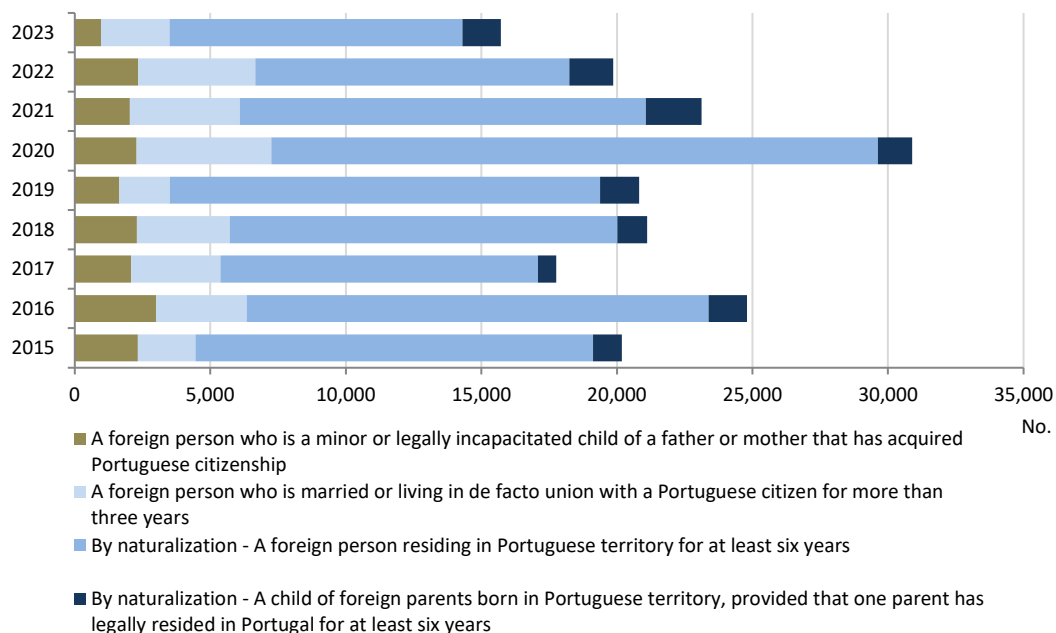
Source: Directorate-General for Consular Affairs and the Portuguese Communities (DGACCP).

## 7. Portuguese citizenship acquisitions

The number of acquisitions of Portuguese citizenship stood at 41,393; 16,985 granted to foreigners residing in Portugal and 24,408 to residents abroad.

In 2023, 16,985 foreigners residing in Portugal acquired Portuguese citizenship, a figure 18.5% lower than in 2022 (20,844). The main reason for acquiring Portuguese citizenship by foreigners residing in Portugal was naturalization through residence in national territory for at least 6 years (63.6%) followed by “marriage or partnership with a Portuguese citizen for more than three years” (14,8%).

Figure 20. Foreign population resident in Portugal that acquired Portuguese citizenship (No.), by main reasons of acquisition, 2015-2023



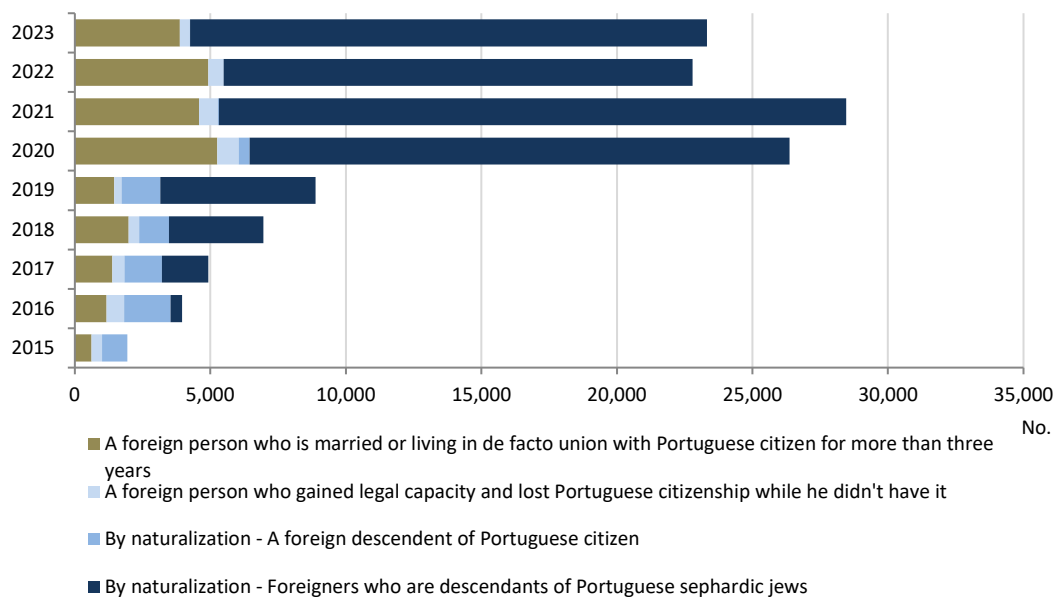
Source: Statistics Portugal, Acquisition and attribution of Portuguese citizenship.

The acquisition of Portuguese citizenship by foreigners who did not reside in Portugal also recorded a decrease compared to 2022, from 25,385 to 24,408 in 2023 (3.8% less).

In 2023, as in previous years, the main reason for acquiring citizenship by non-resident foreigners was being “descendants of Portuguese Sephardic Jews”, with a weight of 78.1% (19,067 cases, which represents an increase of 10.2% compared to 2022). Marriage or de facto union with a Portuguese citizen for more than three years (3,873) remained the second most representative type of acquisition, despite having suffered a decrease of 21.5% compared to 2022 (4,933).



Figure 21. Foreign population residing abroad who acquired Portuguese citizenship (No.), by main reasons of acquisition, 2015-2023



Source: Statistics Portugal, Acquisition and attribution of Portuguese citizenship.



---

## METHODOLOGICAL NOTE

The electronic publication Demographic Statistics is released annually and aims to analyze the various themes of demographic behavior of the resident population in Portugal, namely aspects related to the volume and age structure of the population, live births and fertility, mortality and life expectancy, family formation and dissolution (marriages and divorces), international migration movements, foreign population residing or staying in Portugal with legal framework and acquisition, attribution and loss of Portuguese citizenship.

This edition corresponds to the 83<sup>rd</sup> edition of the thematic yearbook on Demography, published by Statistics Portugal since 1935.

The published data are generally disaggregated to the first and second levels of the Nomenclature of Territorial Units for Statistical Purposes (NUTS 1 and NUTS 2), for years 2021-2023. Associated to each figure are hyperlinks to data with greater geographic and temporal detail. It should be noted that Chapter 6 provides long series of the main demographic indicators with decennial information, for the period from 1900 to 1980, and annual information from 1980 to 2023.

---

Detailed statistical information available at: [www.ine.pt](http://www.ine.pt).

---

## Next press release

17<sup>th</sup> November 2025: “Demographic Statistics 2024”.

---