



15 December 2023

VITAL STATISTICS – Monthly data

November 2023

DEATHS, LIVE BIRTHS AND MARRIAGES

NUMBER OF LIVE BIRTHS INCREASES 1.4% COMPARED TO THE SAME MONTH OF 2022

In November 2023, the number of deaths was 9,480, higher than the number registered in October 2023 (202 more deaths; +2.2%), but lower than that registered in November 2022 (738 less deaths; -7.2%). The total number of deaths registered until November 2023 was 106,588, 5,988 less (-5.3%) than the value observed in the same period of 2022.

In October 2023, 7,561 children were born alive, corresponding to a decrease of 0.2% (13 less) compared to September 2023, but to an increase of 1.4% compared to October 2022 (7,453). The total number of live births registered in the first ten months of 2023 (71,205) was higher than the value observed in the same period of 2022 (69,543), a further 1,662 (+2.4%).

In October 2023, the natural balance was -1,681, worsening in relation to the previous month (-1,220), but improving compared to the same month of 2022, when it reached -2,049. In the first ten months of 2023, the cumulative value of the natural balance was -25,628, corresponding to an improvement from the value registered in the same period of 2022 (-32,585).

In October 2023, 3,409 marriages were celebrated, less than the number registered in September 2023 (1,960 less; -36.5%) and in October 2022 (269 less marriages; -7.3%). In the first ten months of 2023, 33,094 marriages were celebrated, 362 more (+1.1%) than in the same period of 2022.

In this press release, Statistics Portugal provides **preliminary data** on the number of deaths per month until November 2023¹, and the number of live births and marriages per month until October 2023, that occurred in the national territory. The indicators published and analyzed in this Press Release are available on the Official Statistics Portal (www.ine.pt), with geographical breakdowns NUTS 2 and NUTS 3. The hyperlinks to these statistics can be found in the Excel file published together with this Press Release. The information is obtained from the Sistema Integrado do Registo e Identificação Civil (SIRIC) until December 7th, 2023. The data presented regarding the number of deaths due to COVID-19, whose source is the report “Number of New Cases and Deaths Per Day” of the Directorate-General for Health, were extracted on December 11th, 2023.

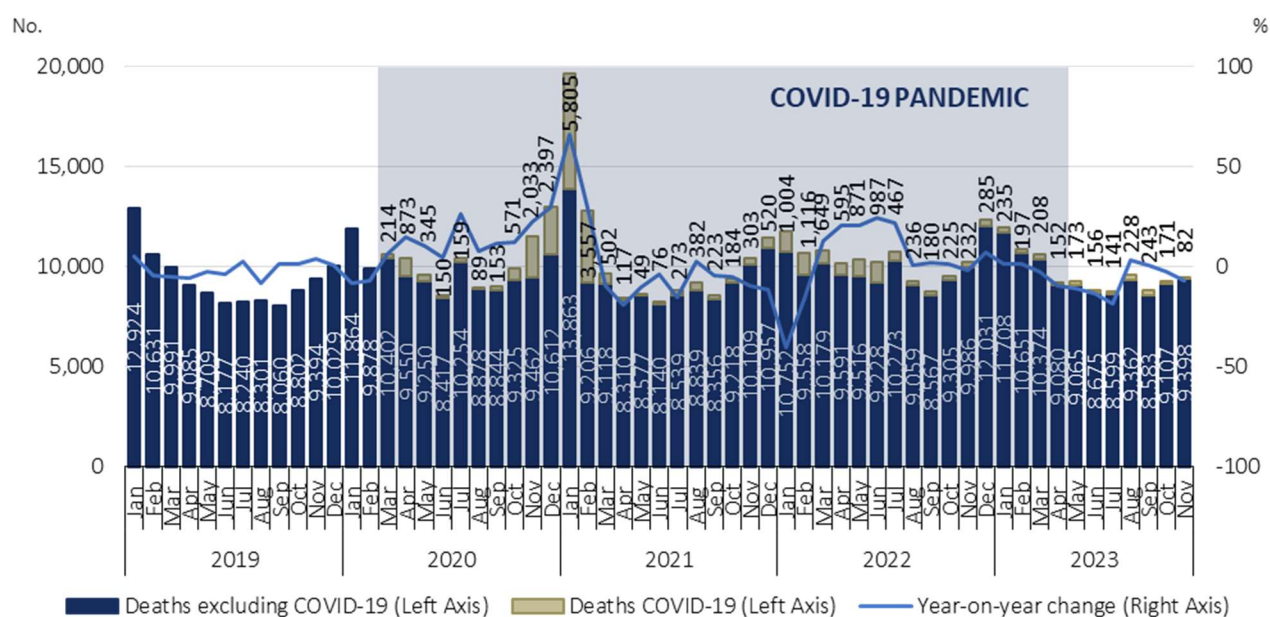
¹ After the release of mortality data for 2022 and considering the decrease of the impact of deaths due to COVID-19 on mortality, the analysis regarding the number of deaths per week was suspended. However, the release of indicators regarding the number of weekly deaths, by NUTS 3 breakdown, until the 48th week of 2023, and daily deaths, by NUTS 2 breakdown, until December 3rd, 2023, is assured.



Mortality decreased 7.2% when compared to the same month of 2022

In November 2023, there were 9,480 deaths, 202 more (+2.2%) than in the previous month. Compared to the same month of 2022, there was a reduction of 738 deaths (-7.2%). The number of deaths due to COVID-19 decreased to 82 (89 less than in October 2023), accounting for 0.9% of all deaths. Compared to November 2022, there was a reduction of 150 deaths (-64.7%) due to COVID-19.

Figure 1. Deaths and year-on-year change, January 2019 to November 2023²

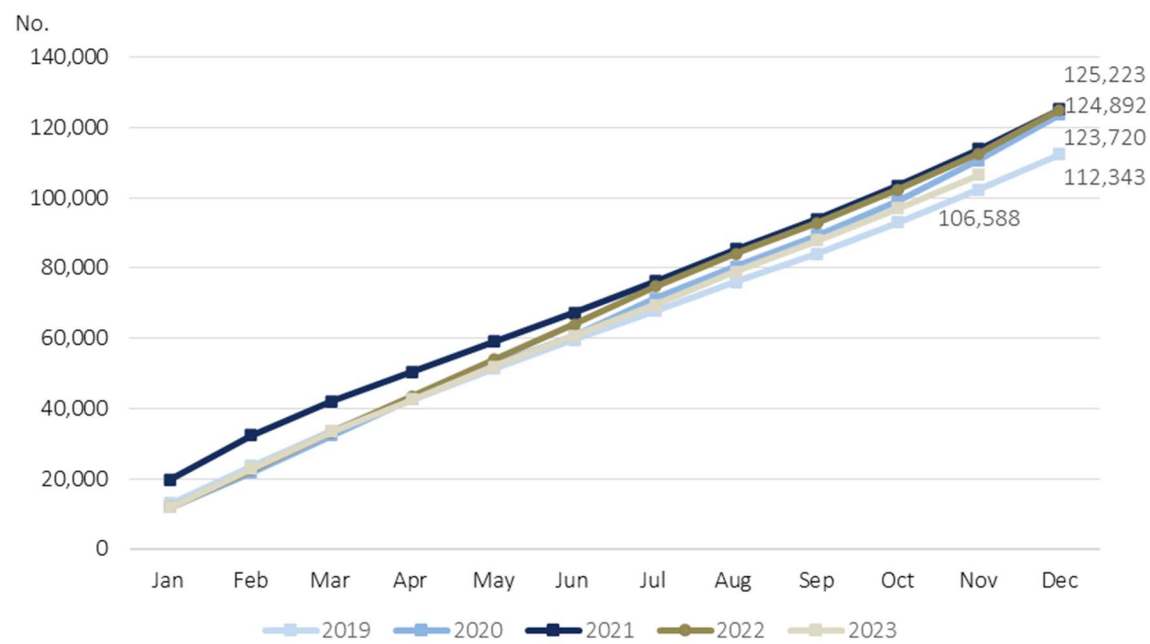


Source: Statistics Portugal, Deaths. Directorate-General of Health, [Number of New Cases and Deaths Per Day](#) (extracted on 11/12/2023).

² The World Health Organization (WHO) declared, on May 5th, the end of the global health emergency for COVID-19, accepting the recommendation of the emergency committee.

The number of deaths registered in the first eleven months of 2023 (106,588) was lower than the value registered in the same period of 2022 (5,988 less deaths; -5.3%).

Figure 2. Monthly deaths (cumulative values), 2019 to 2023



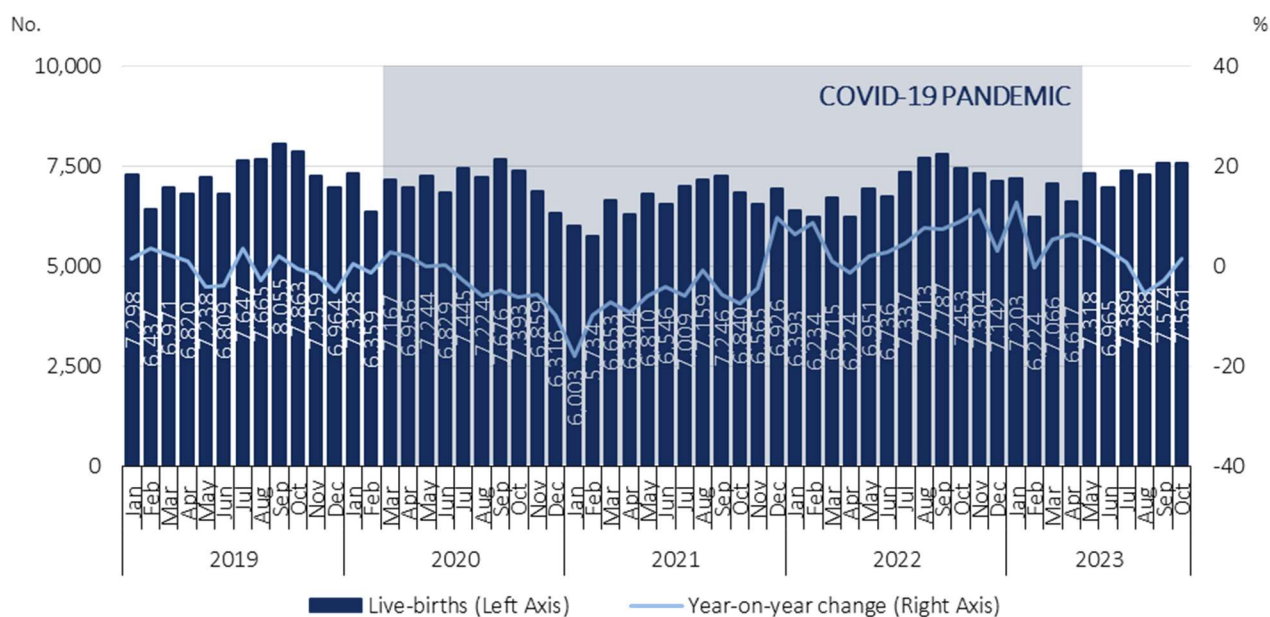
Source: Statistics Portugal, Deaths.



In October 2023, the number of live births increased 1.4% compared to October 2022

In October 2023, 7,561 children were born alive, corresponding to a decrease of 0.2% (13 less) compared to September 2023, but to an increase of 1.4% (108 more) compared to the same month of 2022.

Figure 3. Live births and year-on-year change, January 2019 to October 2023³

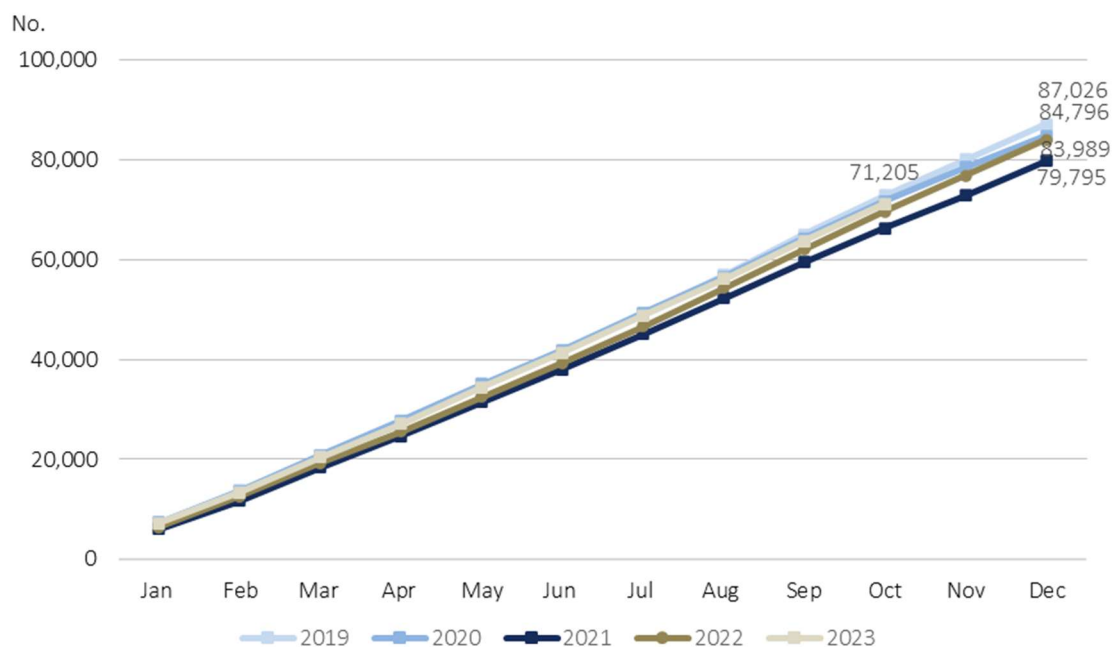


Source: Statistics Portugal, Live births.

The total number of live births registered in the first ten months of 2023 (71,205) was higher than that observed in 2022 (69,543), a further 1,662 live births (+2.4%).

³ The World Health Organization (WHO) declared, on May 5th, the end of the global health emergency for COVID-19, accepting the recommendation of the emergency committee.

Figure 4. Monthly live births (cumulative values), 2019 to 2023



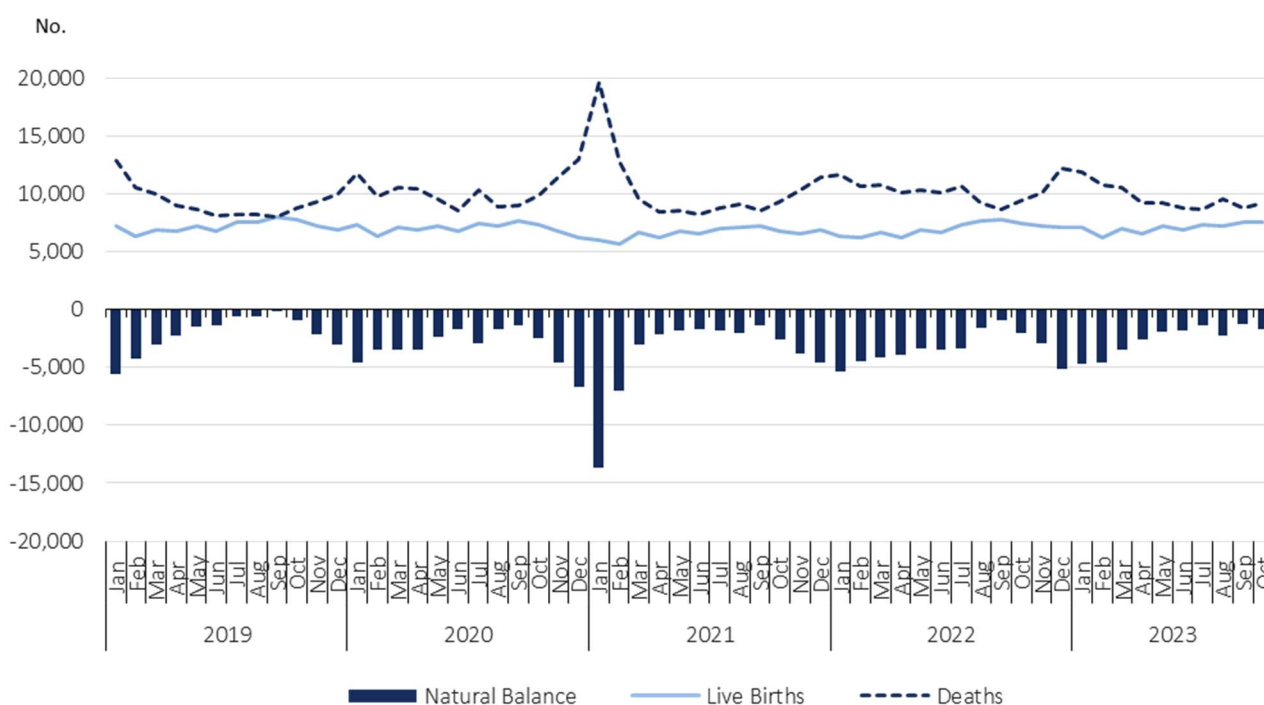
Source: Statistics Portugal, Live births.



Natural balance of -1,681 in October 2023

In October 2023, the natural balance registered the value of -1,681, worsening compared to the value registered in September 2023 (-1,220) but improving compared with the same month of 2022 (-2,049).

Figure 5. Live births, deaths, and natural balance⁴, Portugal, January 2019 to October 2023

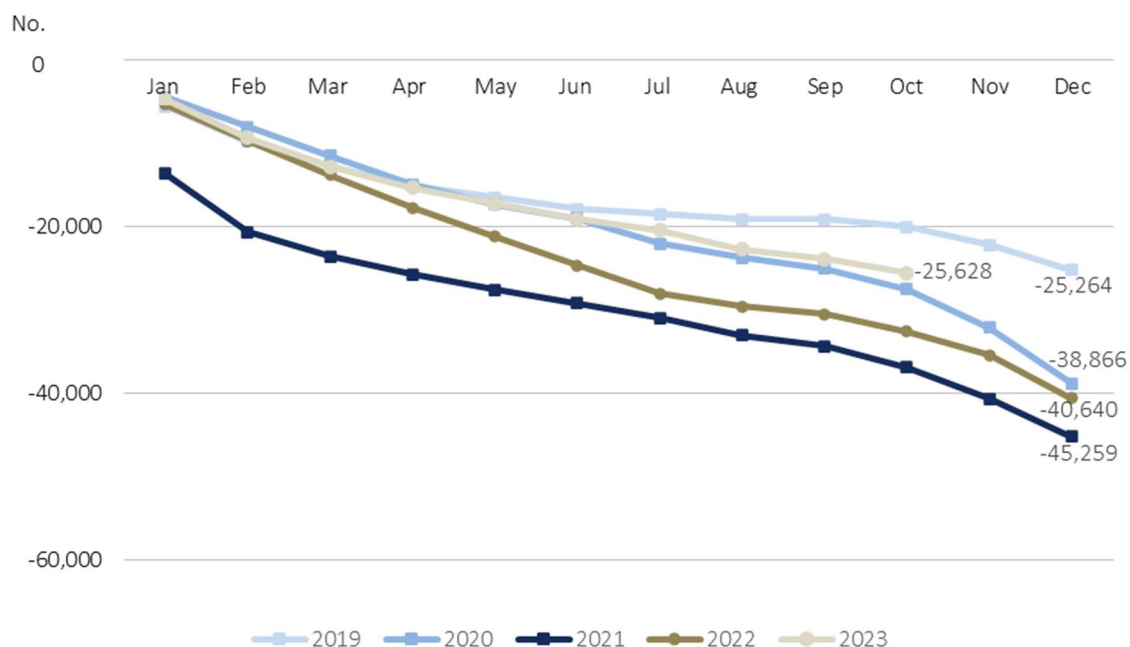


Source: Statistics Portugal, Live births, Deaths, and Demographic indicators.

In the first ten months of 2023, the cumulative value of the natural balance was -25,628, improving from the same period of 2022 (-32,585).

⁴ The natural balance is calculated based on the number of live births of mothers residing in Portugal and the number of deaths of residents in Portugal.

Figure 6. Monthly natural balance (cumulative values), 2019 to 2023



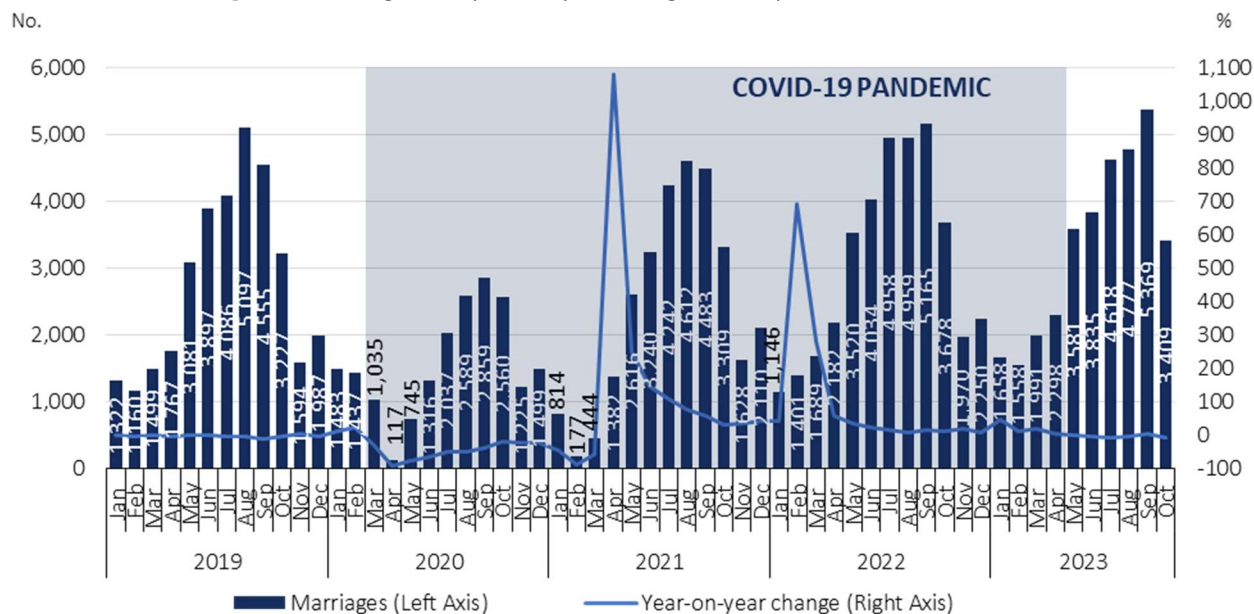
Source: Statistics Portugal, Live births, Deaths, and Demographic indicators.

In October 2023, the number of celebrated marriages decreased 7.3% compared to October 2022

In October 2023, 3,409 marriages were celebrated, less than the number registered in September 2023 (1,960 less; -36.5%) and in October 2022 (269 less marriages; -7.3%).

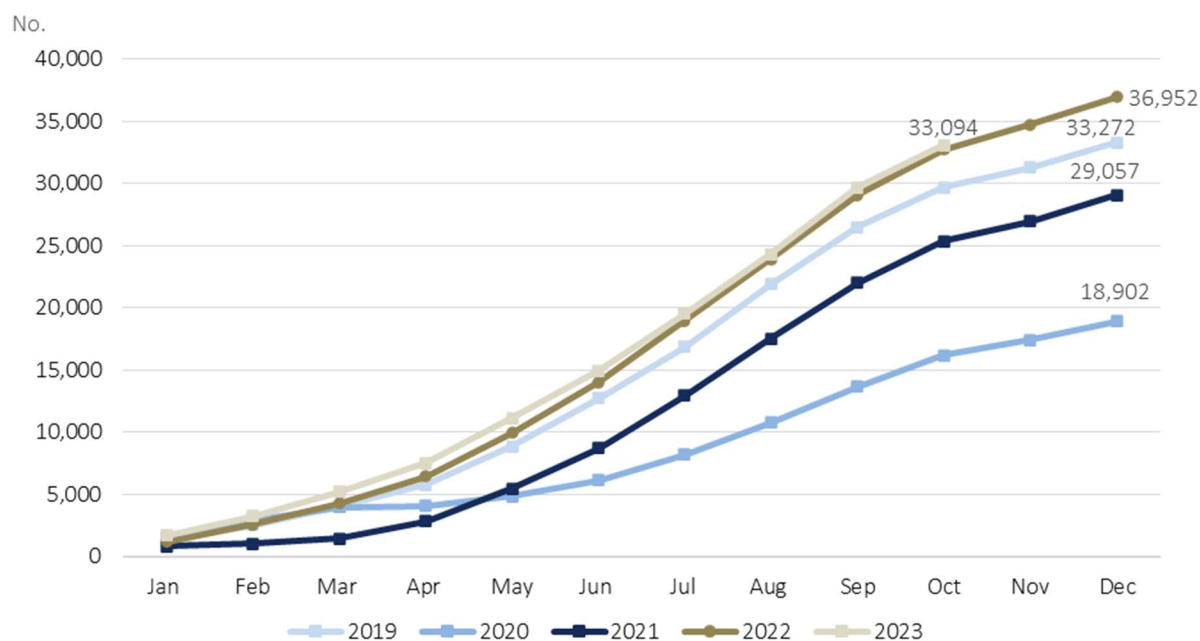
In the first ten months of 2023, 33,094 marriages were celebrated, 362 more (+1.1%) than in the same period of 2022.

Figure 7. Marriages and year-on-year change, January 2019 to October 2023⁵



Source: Statistics Portugal, Marriages.

Figure 8. Monthly marriages (cumulative values), 2019 to 2023



Source: Statistics Portugal, Marriages.

⁵ The World Health Organization (WHO) declared, on May 5th, the end of the global health emergency for COVID-19, accepting the recommendation of the emergency committee.



TECHNICAL NOTE

Statistics Portugal releases the **preliminary** monthly **numbers** of deaths, live births, and marriages based on the information registered in the Civil Register Offices until December 7th, 2023. Indicators on the preliminary monthly number of live births, deaths, and marriages, from January to October 2023, with geographical breakdowns up to NUTS 3, as well as weekly number of deaths, until the 48th week 2023, by NUTS 3 and daily number of deaths, until December 3rd, 2023, by NUTS 2 are made available on the Statistics Portugal Website.

Data are obtained from statistical operations of direct and exhaustive collection on live births, deaths and marriages in Portuguese territory using facts that are subject to compulsory civil registration (birth and death) in the Sistema Integrado do Registo e Identificação Civil (SIRIC).

In addition to administrative information obtained from Civil Register Offices, Statistics Portugal collects an additional set of variables identified as statistically pertinent to the National Statistic System (NSS) and the European Statistical System (EES). Data is recorded and sent electronically, in compliance with the requirements set out by Statistics Portugal and laid down in liaison with the Instituto de Registos e Notariado (IRN) and the Instituto de Gestão Financeira e Equipamentos da Justiça (IGFEJ).

Data on the number of deaths due to COVID-19 are also used, whose source is the “Number of New Cases and Deaths Per Day” Report of the Directorate-General for Health.

DEFINITIONS

Marriage: Contract signed by two persons that intend to start a family in full partnership and cohabitation according to legislation. Note: marriage can be held between persons from different or same sex.

Live birth: This is the complete expulsion or extraction from the mother's body, irrespective of the duration of the pregnancy, of a product of fertilization that, after separation, breathes or shows any other signs of life, such as a beating of the heart or umbilical cord or actual contraction of any muscle subject to voluntary movement, whether the umbilical cord has been severed and whether the placenta is retained.

Death: The permanent disappearance of vital functions.

Natural balance: The difference between the number of live births and the number of deaths during a given period.

Year-on-year change: The year-on-year change compares the level of a variable between the reference month and the same month of the previous year.

Detailed methodological information available at: www.ine.pt, option Products, Metadata system.

Detailed statistical information available at: www.ine.pt, option Products, Statistical data, database, theme Population, subtheme Births and natality rates and subtheme Mortality and life expectancy.



Next Press Release

12th January 2024: “Vital Statistics - Monthly data – December 2023”.
