



INSTITUTO NACIONAL DE ESTATÍSTICA
STATISTICS PORTUGAL

press release



15 July 2022
TRANSPORT ACTIVITIES
Air Transport Flash Statistics
May 2022

PASSENGERS' MOVEMENT CONTINUES TO APPROACH 2019 LEVELS

In **May 2022**, 5.3 million passengers and 19.6 thousand tonnes of freight and mail were handled at national airports, corresponding to year-on-year variations of +319.8% and +20.7%, respectively, (+569.2% and +30.9% in April, in the same order). Compared to May 2019, the movement of passengers decreased by 3.9% and the movement of freight and mail increased by 7.9% (-6.5% and +7.1% in the previous month, respectively).

In May 2022, there was a daily average of 87.1 thousand passengers disembarked at national airports (83.9 thousand in the previous month), approaching that recorded in May 2019 (90.6 thousand).

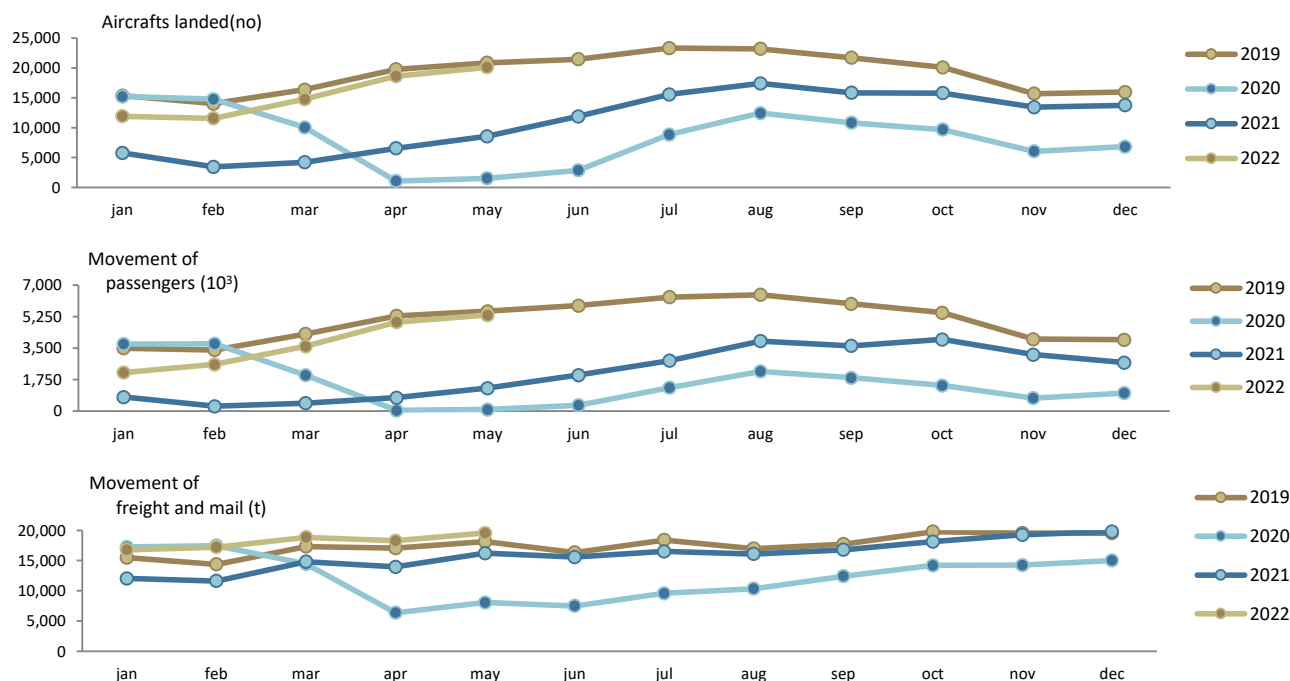
In the **first five months of 2022**, the number of passengers increased by 434.4% (-15.5% compared to the same period of 2019), continuing a trend of approaching the levels recorded in the pre-pandemic period.

Monthly traffic at national airports

In **May 2022**, 20.1 thousand commercial aircrafts landed at national airports, corresponding to 5.3 million passengers (embarked, disembarked and direct transits) and 19.6 thousand tonnes of freight and mail were handled (+134.6%, +319.8% and +20.7%, respectively, compared to May 2021). In April 2022, there had been year-on-year variations of +184.6%, +569.2% and +30.9%, in the same order.

Compared to May 2019, there were variations of -3.6% in the number of aircraft landed, -3.9% in the movement of passengers and +7.9% in the movement of freight and mail (-5.8%, -6.5% and +7.1% in the previous month, respectively).

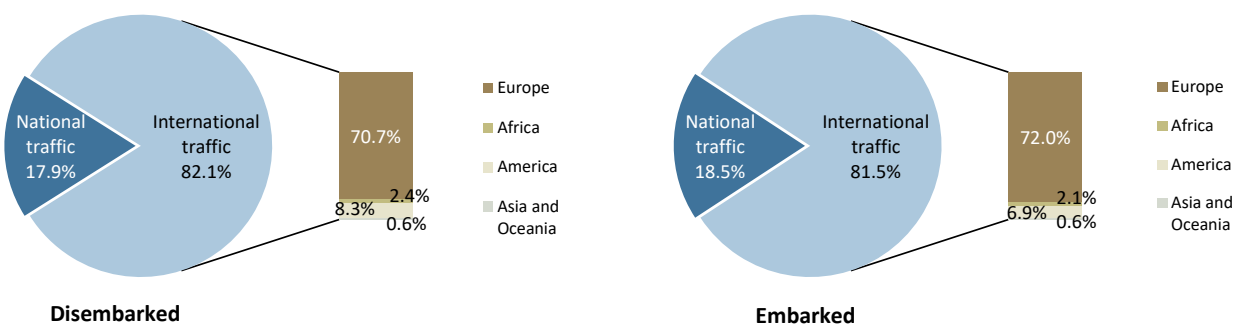
Figure 1. Aircrafts landed, passengers and freight/mail movement at national airports



Source: Survey to airports and aerodromes (ANA/ANAC/Statistics Portugal)

Considering the total number of passengers disembarked in May 2022, 82.1% corresponded to international traffic (72.5% in the same month of 2021), the majority coming from the European continent (70.7% of the total). Regarding embarked passengers, 81.5% corresponded to international traffic (68.1% in May 2021), with the main destination being airports at the European continent (72.0% of the total).

Figure 2. Proportion of passengers disembarked and embarked at national airports by nature of traffic – May 2022



Source: Survey to airports and aerodromes (ANA/ANAC/Statistics Portugal)

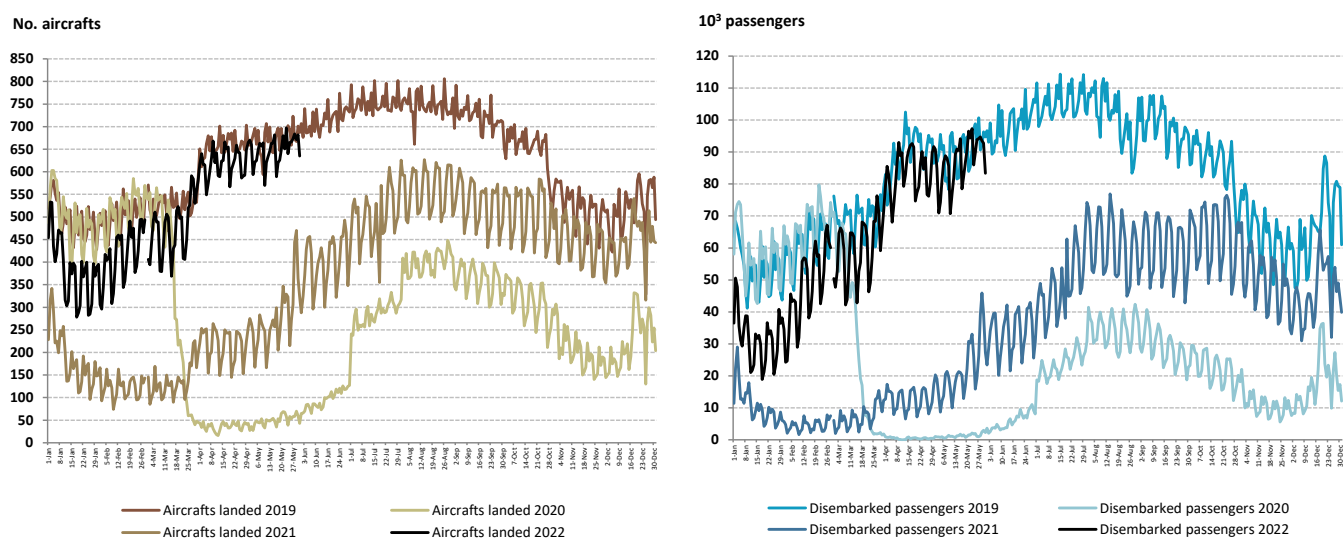


The daily movement of aircraft and passengers is typically heavily influenced by seasonal and weekly cycle fluctuations, but has been significantly affected by the impact of the pandemic in the recent period.

The following figure reveals that the effects of the pandemic were particularly visible, in both series, from mid-March 2020 and in the first quarters of 2021. Since then, the levels of both series in 2021 have been systematically above those of 2020, although far from the levels of 2019.

The beginning of 2022 revealed a trend towards approaching the levels recorded in the pre-pandemic period. In May 2022, there was a daily average of 87.1 thousand passengers disembarked at national airports (83.9 thousand in the previous month), approaching that recorded in May 2019 (90.6 thousand).

Figure 3. Aircrafts landed and disembarked passengers at national airports – daily



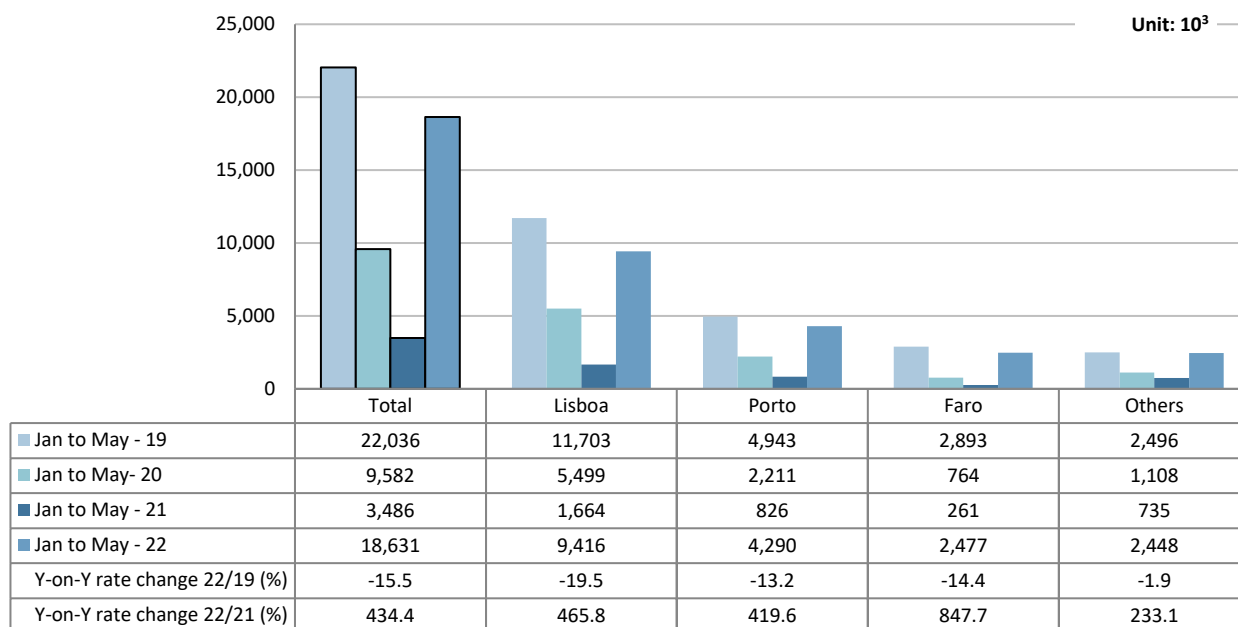
Source: Survey to airports and aerodromes (ANA/ANAC/Statistics Portugal)

Accumulated traffic at national airports

Between **January and May 2022**, the number of passengers handled at national airports increased by 434.4% (-15.5% compared to the same period of 2019). The movement of passengers in Lisboa airport corresponded to 50.5% of total handled passengers (9.4 million) and increased by 465.8% vis-à-vis the same period of 2021 (-19.5% compared with the same period of 2019). Considering the three airports with the highest annual passenger traffic, Faro recorded the major increase (+847.7%).



Figure 4. Movement of passengers at national airports



Source: Survey to airports and aerodromes (ANA/ANAC/Statistics Portugal)

Considering the period between January and May 2022, the United Kingdom surpassed France and became the main country of origin of flights, with a year-on-year growth of 966.4% in the number of disembarked passengers. France occupied the second position and registered an increase of 381.9% compared to the same period of 2021. In terms of destination, the positions of these two countries are inverted, with France in the first position and the United Kingdom in the second. Spain took the 3rd position, as the main country of origin and destination.

Figure 5. Main countries of origin and destination of flights with passengers at national airports

| Ranking | Country of origin (of the flight) | Jan to May 2022 | |
|---------|--------------------------------------|---|------------------------|
| | | Passengers disembarked (10 ³) | Y-on-Y growth rate (%) |
| 1 | United Kingdom | 1,322.0 | 966.4 |
| 2 | France | 1,277.1 | 381.9 |
| 3 | Spain | 850.5 | ... |
| 4 | Germany | 771.8 | 535.1 |
| 5 | Switzerland | 451.5 | ... |

... Confidential data / value not disclosed for 2021

| Ranking | Country of destination (of the flight) | Jan to May 2022 | |
|---------|---|--|------------------------|
| | | Passengers embarked (10 ³) | Y-on-Y growth rate (%) |
| 1 | France | 1,270.7 | 350.3 |
| 2 | United Kingdom | 1,267.2 | ... |
| 3 | Spain | 837.3 | ... |
| 4 | Germany | 771.3 | 551.0 |
| 5 | Switzerland | 464.5 | 269.1 |

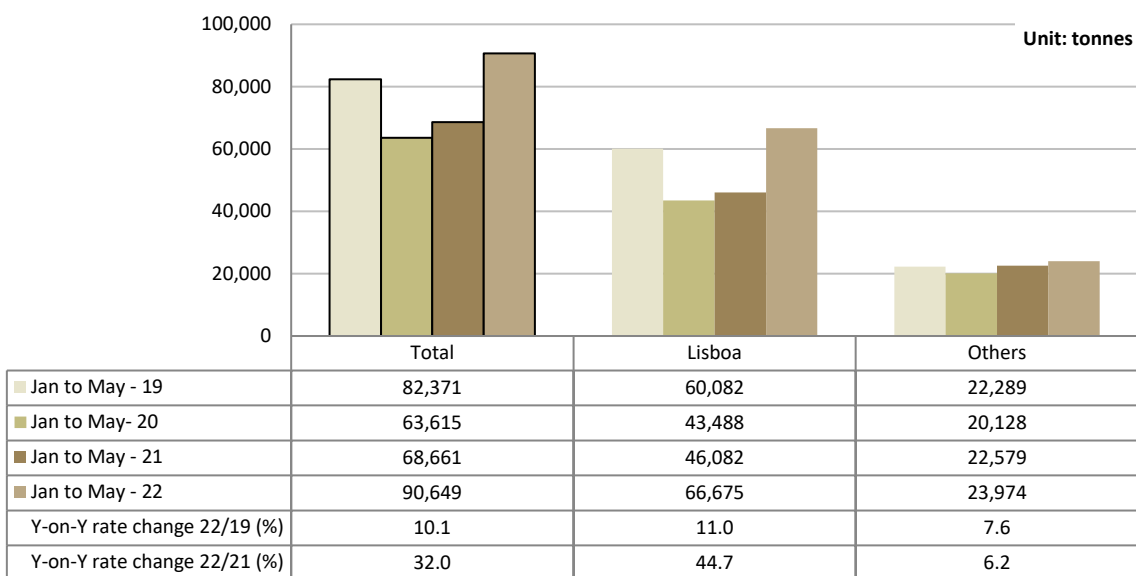
Source: Survey to airports and aerodromes (ANA/ANAC/Statistics Portugal)



Between January and May 2022, the movement of freight and mail at Lisboa airport represented 73.6% of the total, corresponding to 66.7 thousand tonnes (+44.7% vis-à-vis the same period of 2021). Compared to the same period of 2019, there was an increase of 11.0%.

Considering the group of other airports, the movement of freight and mail increased by 6.2% (+7.6% compared with same period of 2019).

Figure 6. Freight and mail movement at national airports



Source: Survey to airports and aerodromes (ANA/ANAC/Statistics Portugal)



INSTITUTO NACIONAL DE ESTATÍSTICA
STATISTICS PORTUGAL

press release



METHODOLOGICAL NOTES

In this Press Release the following statistical data are used:

2019 and 2020: definitive results;

2021: provisional results;

2022: preliminary results.

Main national airports (considered in this Press Release as national airports): Lisboa, Porto, Faro, Ponta Delgada, Funchal, Porto Santo, Beja, Horta, Flores, Santa Maria, Terceira (Lajes), Pico, Graciosa, São Jorge, Corvo, Portimão, Bragança, Cascais, Vila Real and Viseu.

SOURCES: Survey to airports and aerodromes (ANA/ANAC/Statistics Portugal)

MAIN CONCEPTS:

Commercial aviation - Air transport flight performed for the public transport of passengers, freight or mail, for remuneration and for hire.

Commercial air traffic - Movement of aircrafts, passengers, freight and mail in commercial aviation.

Monthly indicators at Statistics Portugal portal:

[Aircrafts landed \(No.\) in airports by Geographic localization, Type of traffic and Nature of traffic; Monthly](#)

[Aircrafts landed \(No.\) in airports by Continent of origin; Monthly](#)

[Aircrafts unglued \(No.\) in airports by Geographic localization, Type of traffic and Nature of traffic; Monthly](#)

[Disembarked passengers \(No.\) in airports by Geographic localization, Type of traffic and Nature of traffic; Monthly](#)

[Disembarked passengers \(No.\) in Airports by Continent of origin; Monthly](#)

[Embarked passengers \(No.\) in airports by Geographic localization, Type of traffic and Nature of traffic; Monthly](#)

[Embarked passengers \(No.\) in airports by Destination continent; Monthly](#)

[Passengers in direct transit \(No.\) in airports by Geographic localization, Type of traffic and Nature of traffic; Monthly](#)

[Disembarked load \(t\) in airports by Geographic localization, Type of traffic and Nature of traffic; Monthly](#)

[Embarked load \(t\) in airports by Geographic localization, Type of traffic and Nature of traffic; Monthly](#)

[Disembarked mail \(t\) in airports by Geographic localization, Type of traffic and Nature of traffic; Monthly](#)

[Embarked mail \(t\) in airports by Geographic localization, Type of traffic and Nature of traffic; Monthly](#)



INSTITUTO NACIONAL DE ESTATÍSTICA
STATISTICS PORTUGAL

press release



ACRONYMS AND DESIGNATIONS

| | |
|------|-----------------------------------|
| ANA | Portugal Airports, S.A. |
| ANAC | National Civil Aviation Authority |
| INE | Statistics Portugal |

Next Press Release (monthly) - Air Transport Flash Statistics - August 16, 2022

Next Press Release (quarterly) - Transport activities (2nd Q 2022) - September 7, 2022
